



THE STATE OF NEW HAMPSHIRE DEPARTMENT OF TRANSPORTATION



VICTORIA F. SHEEHAN COMMISSIONER

WILLIAM CASS, P.E. ASSISTANT COMMISSIONER

Bureau of Construction November 17, 2016

Her Excellency, Governor Margaret Wood Hassan and the Honorable Council State House Concord, New Hampshire 03301

REQUESTED ACTION

1. Authorize the Department of Transportation to enter into a contract with R.S. Audley, Inc. (Vendor 154222) of Bow, NH on the basis of a low bid of \$62,296,391.29 for the reconstruction of 2.4 miles of I-93 mainline (NB and SB) through the Exit 4 interchange area, including approach work at the southerly project limits and 1.4 miles of southbound pavement transition work, from the date of Governor and Council approval through September 25, 2020 unless extended by the Department in accordance with the Standard Specifications. 98% Federal Funds and 2% Other Funds.

Funding is available as follows for FY 2017, and is contingent upon the availability and continued appropriation of fund for FY 2018, FY 2019 and FY 2020:

Table with 3 columns: Item Description, FY 2017, FY 2018. Includes rows for TIFIA Construction and Consolidated Federal Aid.

2. Further authorize that a contingency in the amount of \$1,868,891.74 be approved for payment of latent conditions, which may appear during the construction of the project. The contingency requested is 3% of the contract amount.

Funding is available as follows:

Table with 5 columns: Item Description, FY 2017, FY 2018, FY 2019, FY 2020. Includes row for Consolidated Federal Aid.

EXPLANATION

This project is part of the State's Ten Year Transportation Improvement Plan and will be funded with Transportation Infrastructure Finance and Innovation Act (TIFIA) loan proceeds. Reconstruction of approximately 2.4 miles of I-93 (NB and SB), including approximately 0.4 miles of approach work at the southerly project limits (match to the 14633B contract) and 0.3 miles of pavement transition work (northbound) at

the northerly project limits, and 1.4 miles of southbound pavement transition work (match to the 14633I contract). The work begins approximately 3,600 feet south of Kendall Pond Road and continues north to approximately 2,800 feet north of the Pillsbury Rd./Ash St. Bridge. Construction/reconstruction of NH Route 102 at the Exit 4 interchange begins approximately 300 feet east of the Hampton Drive intersection and continues easterly to approximately 0.7 miles to the Derry/Londonderry town line. Construction/reconstruction of Pillsbury Rd./Ash St., begins approximately 600 feet west of the Hovey Rd. intersection and continues east approximately 0.4 miles to approximately 550 feet east of the Londonderry Rd. intersection. Bridge work includes the replacement of the I-93 NB and SB Bridges over Beaver Brook; widening of the I-93 NB and SB Bridges over Kendall Pond Road; and the replacement of the NH Route 102 and Pillsbury Rd./Ash St. Bridges over I-93. Other work includes the construction of MSE retaining walls (one along I-93 NB, and one along the north side of Pillsbury Road), water quality measures, ITS infrastructure (conduit, variable speed limit signs, and CCTV installations), demolition of three State owned buildings, and sound abatement wall embankment along I-93 SB for future soundwall construction (under 14633I).

These improvements are part of the overall Salem-Manchester I-93 expansion project. This project is needed to address safety and capacity needs in the vicinity of Exit 4 in Londonderry and Derry. This project is the third of the four northern capacity projects to be constructed.

The contingency amount is proposed to be 3% of the contract amount. This is to account for risks associated stormwater management (water quality measures), groundwater contamination issues, unanticipated TCP adjustments/modifications, and coordination efforts with the adjacent construction contracts Salem-Manchester 14633I (to the north) and Salem-Manchester 14633B contract (to the south). This amount is also based upon prior experience with previous I-93 corridor improvements contracts.

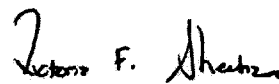
This contract has the concurrence of the Federal Highway Administration.

This contract is funded with 94% TIFIA loan proceeds, 4% Federal Funds and 2% local funds. Approximately 94% of the contract is funded with TIFIA loan proceeds. Debt service on the TIFIA loan is funded with SB 367 revenue. Construction funding for the Ash Street Bridge (4%) is 80% Federal Earmark with 20% State match. Turnpike Toll Credit is being utilized for match requirements, effectively using 100% federal funds for this portion. The remainder of the construction items are approximately 2% local/utility funds.

The Contractor has been prequalified by this Department. The Contract has been approved by the Attorney General as to form and execution, and the Department has certified that the necessary funds are available and that the bid reasonably conforms to the engineer's estimate in accordance with State procedure. Copies of the fully executed contract are on file at the Secretary of State's Office and the Department of Administrative Service's Office, and subsequent to Governor and Council approval will be on file at the Department of Transportation.

A copy of the Tabulation of Bids received for this project is attached along with the Contract Supplemental Sheet and a map indicating the location of the project.

Sincerely,



Victoria F. Sheehan
Commissioner

VFS/md

Department Estimate: \$67,938,067.57

Contract Amount: \$62,296,391.29

Under Estimate: \$ 5,641,676.28

Attachments

SUPPLEMENTAL PROJECT INFORMATION SHEET

DESCRIPTION: Reconstruction of approximately 2.4 miles of I-93 (NB and SB), including approximately 0.4 miles of approach work at the southerly project limits (match to the 14633B contract) and 0.3 miles of pavement transition work (northbound) at the northerly project limits, and 1.4 miles of southbound pavement transition work (match to the 14633I contract). The work begins approximately 3,600 feet south of Kendall Pond Road and continues north to approximately 2,800 feet north of the Pillsbury Rd./Ash St. Bridge. Construction/reconstruction of NH Route 102 begins approximately 300 feet east of the Hampton Drive intersection and continues easterly to approximately 0.7 miles to the Derry/Londonderry town line. Construction/reconstruction of Pillsbury Rd./Ash St., begins approximately 600 feet west of the Hovey Rd. intersection and continues east approximately 0.4 miles to approximately 550 feet east of the Londonderry Rd. intersection. Bridge work includes the replacement of the I-93 Bridges over Beaver Brook; widening of the I-93 Bridges over Kendall Pond Road; and the replacement of the NH Route 102 and Pillsbury Rd./Ash St. Bridges over I-93. Other work includes the construction of MSE retaining walls (one along I-93 NB, and one along the north side of Pillsbury Road), water quality measures, ITS infrastructure (conduit, variable speed limit signs, and CCTV installations), demolition of three State owned buildings, and sound abatement wall embankment along I-93 SB for future soundwall construction (under 14633I).

FEDERAL FUNDING: Construction funding for the Ash Street Bridge is 80% Earmarks with 20% Turnpike Toll Credits (TTC); the remainder of the construction items are 100% Transportation Infrastructure Finance Innovation Act (TIFIA), debt service is state funded with SB 367 revenue; construction engineering is 90% Federal Aid with 10% TTC.

CONTINGENCY: The contingency amount is proposed to be 3% of the contract amount. This is to account for risks associated stormwater management (water quality measures), groundwater contamination issues, unanticipated TCP adjustments/modifications, and coordination efforts with the adjacent construction contracts Salem-Manchester 14633I (to the north) and Salem-Manchester 14633B contract (to the south). This amount is also based upon prior experience with previous I-93 corridor improvements contracts.

PROJECT INITIATED: State's 10-Year Transportation Improvement Plan.

PROJECT EXPLANATION: These improvements are part of the overall Salem-Manchester I-93 expansion project. This project is needed to address capacity needs from Salem to Manchester. This project is the third of the four northern capacity projects to be constructed.

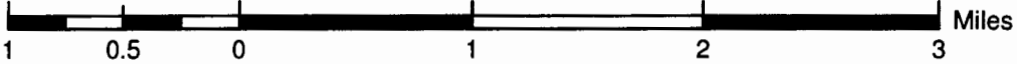
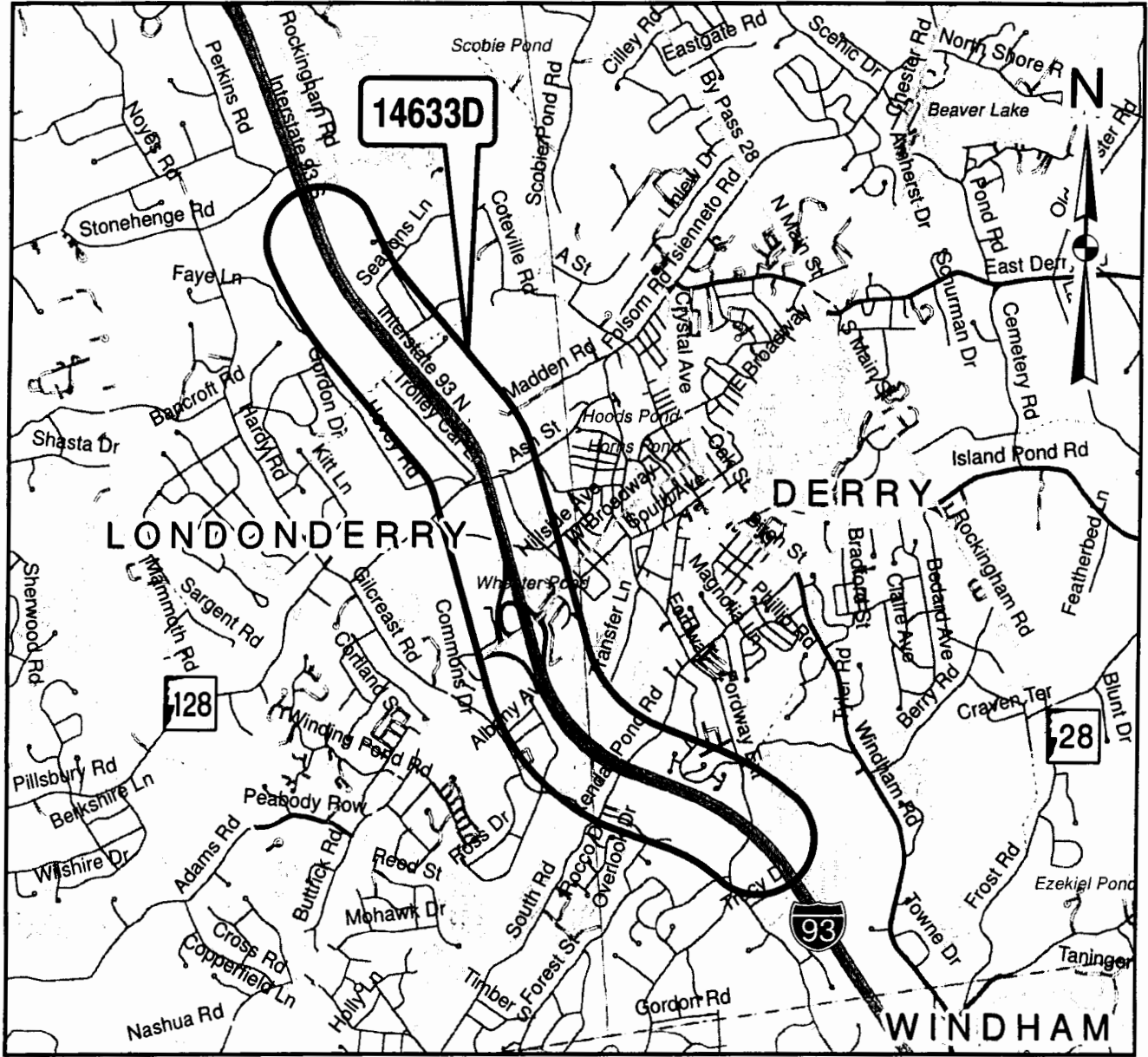
TRAFFIC IMPLICATIONS: Work involved with the I-93 NB and SB mainline is generally on-line, using phased construction techniques. I-93 traffic will initially remain on the existing facilities until such time as additional roadway lanes are completed along the NB barrel (phased construction). The SB traffic will then be shift to the NB facility (borrow-a-barrel concept) where both NB and SB traffic will utilize the newly constructed NB roadway. Emergency pull-off areas will be included, at approximate one-half mile intervals (for both NB and SB traffic). This traffic pattern will remain in place over one winter season while the SB barrel is reconstructed. Two travel lanes on I-93 (NB and SB) will be maintained at all times. Rolling roadblocks will be allowed on I-93 during non-peak hours, during certain work operations, using Uniformed Officers with Vehicles, with approval of the Contract Administrator. The NH Route 102 work will be accomplished with phased construction, maintaining two-way traffic. Nighttime lane closures will be allowed on I-93 and NH Route 102 for certain construction activities, as approved, and as specified in the TCP. Alternating one-way traffic will be allowed on Kendall Pond Road, as directed by the Contract Administrator, with the use of flaggers and/or Uniformed Officers. Temporary traffic signals (one lane two-way alternating traffic) will be required on Pillsbury Rd./Ash St. during the new bridge construction efforts (one season; non-winter). Where traffic signals are not utilized (Pillsbury Rd./Ash St. roadway approach work), during non-peak hours, one lane, two-way alternating traffic will be allowed during certain operations, as directed by the Contract Administrator, with the use of Flaggers and/or Uniformed Officers. Smart Work Zones are in place along the corridor, to include the proposed work area for this project. A Tow Vehicle will also be utilized (on-site; contract item) during initial phased construction, where 8 foot shoulder widths are not available.

INTERIM COMPLETION DATES:

- The NH Route 102 Bridge traffic shall be relocated to the new bridge by Friday, July 1, 2018.
- The Pillsbury Road/Ash Street traffic shall be relocated to the new bridge, with two way traffic by Friday, October 30, 2018.
- The Kendall Pond Road northbound bridge work shall be complete by Friday, October 30, 2018.
- The Beaver Brook northbound bridge work shall be complete by Friday, October 30, 2018.

FINAL COMPLETION DATE: Friday, September 25, 2020.

SALEM/MANCHESTER - INTERSTATE 93

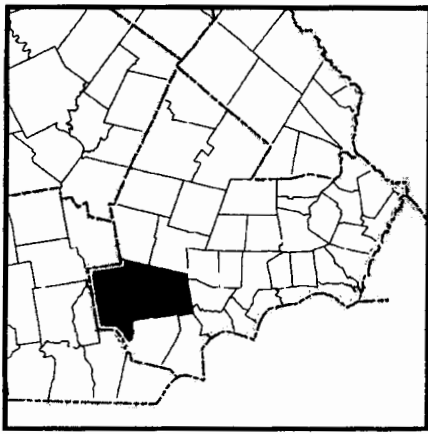


LEGEND

- Streams
- Water Bodies
- US Routes
- State Routes
- Interstates
- Local Roads
- Town Boundary

New Hampshire
DOT
Department of Transportation

State #: 14633D
Federal #: A004 (375)
LOCATION MAP



PROJECT: SALEM TO MANCHESTER
 STATE PROJECT NUMBER: 14633D
 FED. PROJECT NUMBER: A004(375)
 DATE BIDS OPEN: October 27, 2016, 2:00
 SCOPE OF WORK: Exit 4 Interchange, NB & SB Mainline & NH 102 approach work
 COMPLETION DATE: September 25, 2020
 LOCATION: Rockingham

Awarded To: AUDLEY, R. S., INC.
 1113 ROUTE 3A
 BOW, NH 03304-4025

Amount: \$62,296,391.29
 Award Date:

Certified by: PETER.E.STAMNAS
Director of Project Development

Summary of Bidders

Contractor	Bid Amount	Rank
AUDLEY, R. S., INC. 1113 ROUTE 3A, BOW NH 03304-4025 MIDDLESEX CORPORATION, THE 1 SPECTACLE POND ROAD, LITTLETON MA 01460	\$62,296,391.29	A
WEAVER BROS. CONST. CO., INC. 1629 RTE 3A, BOW NH 03304	\$68,700,877.40	B
	\$73,953,297.99	C

Item No.	Description	Unit	Quantity	PS&E		AUDLEY B. S. INC. 1113 ROUTE 3A BOW, NH 03304-4025		MIDDLESEX CORPORATION, THE 1 SPECTACLE FOND ROAD LITTLETON, MA 01460	
				Unit Price	Total	Unit Price	Total	Unit Price	Total

Items

201.01	CLEARING (F)	A	1.660	\$3,500.00	\$5,810.00	\$1,500.00	\$2,490.00	\$9,000.00	\$14,940.00
201.1	CLEARING AND GRUBBING (F)	A	24.080	\$5,000.00	\$120,400.00	\$6,000.00	\$144,480.00	\$12,000.00	\$288,960.00
201.6	CLEARING FOR FENCE LINES (F)	A	.270	\$3,000.00	\$810.00	\$3,200.00	\$864.00	\$12,000.00	\$3,240.00
201.712	SELECTIVE CLEARING AND THINNING	SY	1,650.000	\$4.25	\$7,012.50	\$1.20	\$1,980.00	\$3.00	\$4,950.00
201.861	INVASIVE SPECIES CONTROL TYPE I	SY	122,400.000	\$1.50	\$183,600.00	\$0.60	\$73,440.00	\$0.60	\$73,440.00
201.882	INVASIVE SPECIES CONTROL TYPE II	SY	46,600.000	\$1.50	\$69,900.00	\$0.65	\$30,290.00	\$0.70	\$32,620.00
202.201	DEMOLISHING BUILDINGS	U	1.000	\$5,000.00	\$5,000.00	\$5,000.00	\$5,000.00	\$20,000.00	\$20,000.00
202.202	DEMOLISHING BUILDINGS	U	1.000	\$20,000.00	\$20,000.00	\$8,000.00	\$8,000.00	\$20,000.00	\$20,000.00
202.203	DEMOLISHING BUILDINGS	U	1.000	\$25,000.00	\$25,000.00	\$9,000.00	\$9,000.00	\$20,000.00	\$20,000.00
202.301	BUILDING ASBESTOS ABATEMENT	U	1.000	\$6,550.00	\$6,550.00	\$5,000.00	\$5,000.00	\$5,000.00	\$5,000.00
202.302	BUILDING ASBESTOS ABATEMENT	U	1.000	\$18,280.00	\$18,280.00	\$6,000.00	\$6,000.00	\$5,000.00	\$5,000.00
202.303	BUILDING ASBESTOS ABATEMENT	U	1.000	\$5,550.00	\$5,550.00	\$3,000.00	\$3,000.00	\$5,000.00	\$5,000.00
202.31	FILL ABANDONED PIPE	CY	390.000	\$160.00	\$62,400.00	\$165.00	\$64,350.00	\$155.00	\$60,450.00
202.32	FILL AND ABANDON STRUCTURE	CY	105.000	\$150.00	\$15,750.00	\$165.00	\$17,325.00	\$128.00	\$13,440.00
202.41	REMOVAL OF EXISTING PIPE 0-24" DIAMETER	LF	5,600.000	\$10.00	\$56,000.00	\$10.00	\$56,000.00	\$9.00	\$50,400.00
202.42	REMOVAL OF EXISTING PIPE OVER 24" DIAMETER	LF	400.000	\$14.00	\$5,600.00	\$12.50	\$5,000.00	\$11.00	\$4,400.00
202.5	REMOVAL OF CATCH BASINS, DROP INLETS, AND MANHOLES	EA	92.000	\$250.00	\$23,000.00	\$295.00	\$27,140.00	\$375.00	\$34,500.00
202.6	CURB REMOVAL FOR SALVAGE	LF	22,400.000	\$4.00	\$89,600.00	\$4.50	\$100,800.00	\$3.50	\$78,400.00
202.7	REMOVAL OF GUARDRAIL	LF	21,200.000	\$1.50	\$31,800.00	\$1.00	\$21,200.00	\$1.90	\$40,280.00
202.8	REMOVAL OF FENCE	LF	7,850.000	\$4.00	\$31,400.00	\$2.75	\$21,587.50	\$7.25	\$56,912.50
202.843	REMOVAL OF LIGHT POLE	U	14.000	\$500.00	\$7,000.00	\$350.00	\$4,900.00	\$450.00	\$6,300.00
203.1	COMMON EXCAVATION	CY	320,700.000	\$5.00	\$1,603,500.00	\$3.00	\$962,100.00	\$4.50	\$1,443,150.00
203.2	ROCK EXCAVATION	CY	65,800.000	\$15.00	\$987,000.00	\$20.00	\$1,316,000.00	\$17.50	\$1,151,500.00
203.37	SEGREGATING AND REHANDLING NON-CONTAMINATED SOILS	CY	2,750.000	\$7.00	\$19,250.00	\$7.00	\$19,250.00	\$3.00	\$8,250.00
203.4	MUCK EXCAVATION	CY	8,950.000	\$10.00	\$89,500.00	\$9.00	\$80,550.00	\$6.25	\$55,937.50
203.53	LOW PERMEABILITY FILL (F)	CY	11,963.000	\$13.00	\$155,519.00	\$9.00	\$107,667.00	\$11.00	\$131,593.00
203.5525	PORTABLE CHANGEABLE MESSAGE SIGN PLATFORM	U	4.000	\$950.00	\$3,800.00	\$800.00	\$3,200.00	\$1,000.00	\$4,000.00
203.5554	GUARDRAIL EAGRT PLATFORM, TL 3	U	1.000	\$1,100.00	\$1,100.00	\$1,000.00	\$1,000.00	\$900.00	\$900.00
203.55542	GUARDRAIL EAGRT OFFSET PLATFORM ALTERNATE, TL 3	U	4.000	\$1,100.00	\$4,400.00	\$1,000.00	\$4,000.00	\$900.00	\$3,600.00
203.55543	GUARDRAIL EAGRT OFFSET PLATFORM, TL 3	U	26.000	\$960.00	\$25,460.00	\$1,000.00	\$26,000.00	\$900.00	\$23,400.00
203.55555	GUARDRAIL EAGRT OFFSET PLATFORM, TL 2 - 25'	U	1.000	\$900.00	\$900.00	\$800.00	\$800.00	\$900.00	\$900.00
203.6	EMBANKMENT-IN-PLACE (F)	CY	363,384.000	\$5.00	\$1,816,920.00	\$3.00	\$1,090,152.00	\$7.00	\$2,543,688.00
203.62	EMBANKMENT-IN-PLACE, REPLACEMENT MATERIAL	CY	4,750.000	\$6.50	\$30,875.00	\$3.00	\$14,250.00	\$9.00	\$42,750.00
203.661	GRAVEL BACKFILL FOR MUCK AND UNSUITABLE MATERIAL EXCAVATION	CY	2,300.000	\$15.00	\$34,500.00	\$10.00	\$23,000.00	\$2.00	\$4,600.00
203.662	ROCK AND GRAVEL BACKFILL FOR MUCK AND UNSUITABLE MATERIAL EXCAVATION	CY	2,200.000	\$15.00	\$33,000.00	\$10.00	\$22,000.00	\$2.00	\$4,400.00
203.7	REHANDLING SURCHARGE MATERIAL	CY	2,900.000	\$12.00	\$34,800.00	\$7.50	\$21,750.00	\$6.00	\$17,400.00
203.81	PRESPLITTING HOLES	LF	2,900.000	\$9.00	\$26,100.00	\$10.00	\$29,000.00	\$8.00	\$23,200.00
203.82	EXTRA DRILLED HOLES WITHOUT EXPLOSIVES	LF	580.000	\$3.00	\$1,740.00	\$1.00	\$580.00	\$3.50	\$2,030.00
203.91	ROCK SCALING - HAND METHOD	HR	200.000	\$250.00	\$50,000.00	\$125.00	\$25,000.00	\$195.00	\$39,000.00
203.92	ROCK SCALING - MACHINE METHOD	HR	150.000	\$500.00	\$75,000.00	\$150.00	\$22,500.00	\$210.00	\$31,500.00
203.93	HYDROGEOLOGIST	U	1.000	\$10,000.00	\$10,000.00	\$18,000.00	\$18,000.00	\$19,000.00	\$19,000.00

Item No.	Description	Unit	Quantity	PS&E		AUDLEY, R. S., INC. 1113 ROUTE 3A BOW, NH 03304-4028		MIDDLESEX CORPORATION, THE 1 SPECTACLE POND ROAD LITTLETON, MA 01460	
				Unit Price	Total	Unit Price	Total	Unit Price	Total
203.941	BASELINE GROUNDWATER SAMPLING EVENT	EA	180,000	\$200.00	\$36,000.00	\$160.00	\$28,800.00	\$165.00	\$29,700.00
203.942	EXTENDED GROUNDWATER SAMPLING EVENT	EA	12,000	\$800.00	\$9,600.00	\$810.00	\$9,720.00	\$845.00	\$10,140.00
206.1	COMMON STRUCTURE EXCAVATION	CY	4,950,000	\$15.00	\$74,250.00	\$13.50	\$66,825.00	\$8.50	\$42,075.00
206.19	COMMON STRUCTURE EXCAVATION EXPLORATORY	CY	210,000	\$40.00	\$8,400.00	\$125.00	\$26,250.00	\$145.00	\$30,450.00
206.2	ROCK STRUCTURE EXCAVATION	CY	10,900,000	\$47.00	\$512,300.00	\$48.00	\$523,200.00	\$20.00	\$218,000.00
207.3	UNCLASSIFIED CHANNEL EXCAVATION	CY	7,600,000	\$15.00	\$114,000.00	\$20.00	\$152,000.00	\$21.50	\$163,400.00
209.1	GRANULAR BACKFILL	CY	470,000	\$23.00	\$10,810.00	\$17.00	\$7,990.00	\$25.00	\$11,750.00
209.201	GRANULAR BACKFILL (BRIDGE) (F)	CY	2,808,000	\$25.00	\$70,200.00	\$34.00	\$95,472.00	\$36.00	\$101,088.00
209.5	GRANULAR BACKFILL FOR MSE WALLS	CY	22,357,000	\$25.00	\$558,925.00	\$21.00	\$469,497.00	\$26.00	\$581,282.00
214.	FINE GRADING	U	1,000	\$370,000.00	\$370,000.00	\$796,000.00	\$796,000.00	\$450,000.00	\$450,000.00
214.3	FINE GRADING EARTH BERMS IN ROCK CUTS	LF	350,000	\$10.00	\$3,500.00	\$9.75	\$3,412.50	\$14.00	\$4,900.00
224.1	HORIZONTAL DRAINS IN ROCK	LF	2,100,000	\$4.00	\$8,400.00	\$2.00	\$4,200.00	\$29.00	\$60,900.00
225.2	PRESTRESSED ROCK BOLTS	LF	300,000	\$170.00	\$51,000.00	\$2.00	\$21,000.00	\$200.00	\$60,000.00
225.3	ROCK DOWELS (UNTENSIONED ROCK BOLT)	LF	300,000	\$140.00	\$42,000.00	\$65.00	\$19,500.00	\$165.00	\$49,500.00
304.1	SAND (F)	CY	105,309,000	\$17.00	\$1,790,253.00	\$15.00	\$1,579,635.00	\$13.50	\$1,421,671.50
304.101	SAND	CY	2,000,000	\$17.00	\$34,000.00	\$15.00	\$30,000.00	\$13.50	\$27,000.00
304.11	SAND FOR SHIM	CY	1,700,000	\$17.00	\$28,900.00	\$21.00	\$35,700.00	\$18.00	\$30,600.00
304.2	GRAVEL (F)	CY	538,000	\$21.00	\$11,298.00	\$21.00	\$11,298.00	\$21.00	\$11,298.00
304.3	CRUSHED GRAVEL (F)	CY	155,000	\$25.00	\$3,875.00	\$31.50	\$4,882.50	\$42.00	\$6,510.00
304.32	CRUSHED GRAVEL FOR SHOULDER LEVELING	TON	125,000	\$25.00	\$3,125.00	\$27.00	\$3,375.00	\$18.00	\$2,250.00
304.35	CRUSHED GRAVEL FOR DRIVES	CY	765,000	\$21.00	\$16,065.00	\$28.00	\$21,420.00	\$24.00	\$18,360.00
304.4	CRUSHED STONE (FINE GRADATION) (F)	CY	63,243,000	\$20.00	\$1,264,860.00	\$18.00	\$1,138,374.00	\$19.50	\$1,233,238.50
304.41	CRUSHED STONE (FINE GRADATION) FOR SHIM	CY	5,900,000	\$22.00	\$129,800.00	\$18.00	\$106,200.00	\$26.00	\$153,400.00
304.5	CRUSHED STONE (COARSE GRADATION) (F)	CY	36,797,000	\$18.00	\$662,346.00	\$18.00	\$662,346.00	\$14.75	\$542,755.75
304.51	CRUSHED STONE (COARSE GRADATION) FOR SHIM	CY	1,900,000	\$20.00	\$38,000.00	\$18.00	\$34,200.00	\$26.00	\$49,400.00
315.5	CRUSHED STONE (ENERGY ABSORBING MATERIAL)	CY	1,900,000	\$26.00	\$49,400.00	\$30.00	\$57,000.00	\$18.00	\$34,200.00
403.11	HOT BITUMINOUS PAVEMENT, MACHINE METHOD	TON	2,030,000	\$62.00	\$125,860.00	\$60.00	\$121,800.00	\$60.00	\$121,800.00
403.11001	HOT BITUMINOUS PAVEMENT, MACHINE METHOD (QC/QA TIER 1)	TON	103,400,000	\$57.00	\$5,893,800.00	\$54.00	\$5,583,600.00	\$54.00	\$5,583,600.00
403.11002	HOT BITUMINOUS PAVEMENT, MACHINE METHOD (QC/QA TIER 2)	TON	5,300,000	\$60.00	\$318,000.00	\$60.00	\$318,000.00	\$60.00	\$318,000.00
403.119	HOT BITUMINOUS PAVEMENT, MACHINE METHOD, HIGH STRENGTH	TON	7,600,000	\$76.00	\$577,600.00	\$70.00	\$532,000.00	\$70.00	\$532,000.00
403.12	HOT BITUMINOUS PAVEMENT, HAND METHOD	TON	1,550,000	\$115.00	\$178,250.00	\$105.00	\$162,750.00	\$107.00	\$165,850.00
403.4	MATERIAL TRANSFER VEHICLE (MTV)	TON	116,300,000	\$1.20	\$139,560.00	\$1.25	\$145,375.00	\$1.40	\$162,820.00
403.6	PAVEMENT JOINT ADHESIVE	LF	695,100,000	\$0.25	\$173,775.00	\$0.21	\$145,971.00	\$0.25	\$173,775.00
403.61	PAVEMENT JOINT ADHESIVE (BRIDGE BASE)	LF	2,733,000	\$2.00	\$5,466.00	\$0.75	\$2,049.75	\$0.25	\$683.25
403.911	HOT BITUMINOUS BRIDGE PAVEMENT, 1" BASE COURSE	TON	283,900	\$155.00	\$44,004.50	\$150.00	\$42,585.00	\$160.00	\$45,424.00
403.99	TEMPORARY BITUMINOUS PAVEMENT	TON	23,100,000	\$65.00	\$1,501,500.00	\$65.00	\$1,501,500.00	\$58.00	\$1,339,800.00
410.22	ASPHALT EMULSION FOR TACK COAT	GAL	23,800,000	\$3.80	\$90,440.00	\$4.00	\$95,200.00	\$3.75	\$89,250.00
415.8	GLASS FIBER PAVEMENT REINFORCEMENT MESH	SY	2,850,000	\$15.50	\$44,175.00	\$15.00	\$42,750.00	\$16.00	\$45,600.00
417.	COLD PLANING BITUMINOUS SURFACES	SY	43,400,000	\$2.50	\$108,500.00	\$1.50	\$65,100.00	\$1.75	\$75,950.00
417.416	RUMBLE STRIPS, 16" WIDE	LF	42,750,000	\$0.45	\$19,237.50	\$0.20	\$8,550.00	\$0.60	\$25,650.00
502.101	REMOVAL OF EXISTING BRIDGE STRUCTURE	U	1,000	\$100,000.00	\$100,000.00	\$140,000.00	\$140,000.00	\$50,000.00	\$50,000.00
502.102	REMOVAL OF EXISTING BRIDGE STRUCTURE	U	1,000	\$100,000.00	\$100,000.00	\$150,000.00	\$150,000.00	\$50,000.00	\$50,000.00
502.103	REMOVAL OF EXISTING BRIDGE STRUCTURE	U	1,000	\$325,000.00	\$325,000.00	\$600,000.00	\$600,000.00	\$800,000.00	\$800,000.00
502.104	REMOVAL OF EXISTING BRIDGE STRUCTURE	U	1,000	\$652,658.00	\$652,658.00	\$600,000.00	\$600,000.00	\$600,000.00	\$600,000.00
503.101	WATER DIVERSION STRUCTURE	U	1,000	\$3,400.00	\$3,400.00	\$1,500.00	\$1,500.00	\$7,000.00	\$7,000.00

Item No.	Description	Unit	Quantity	PS&E		AUDLEY B. S. INC. 1113 ROUTE 3A BOW, NH 03304-0225		MIDDLESEX CORPORATION, THE 1 SPECTACLE POND ROAD LITTLETON, MA 01460	
				Unit Price	Total	Unit Price	Total	Unit Price	Total
503.102	WATER DIVERSION STRUCTURE	U	1.000	\$4,000.00	\$4,000.00	\$500.00	\$500.00	\$3,500.00	\$3,500.00
503.103	WATER DIVERSION STRUCTURE	U	1.000	\$6,000.00	\$6,000.00	\$500.00	\$500.00	\$7,000.00	\$7,000.00
503.104	WATER DIVERSION STRUCTURE	U	1.000	\$5,000.00	\$5,000.00	\$5,000.00	\$5,000.00	\$7,000.00	\$7,000.00
503.105	WATER DIVERSION STRUCTURE	U	1.000	\$10,000.00	\$10,000.00	\$5,000.00	\$5,000.00	\$11,000.00	\$11,000.00
503.106	WATER DIVERSION STRUCTURE	U	1.000	\$8,000.00	\$8,000.00	\$3,000.00	\$3,000.00	\$13,000.00	\$13,000.00
503.107	WATER DIVERSION STRUCTURE	U	1.000	\$1,500.00	\$1,500.00	\$800.00	\$800.00	\$10,000.00	\$10,000.00
503.108	WATER DIVERSION STRUCTURE	U	1.000	\$6,000.00	\$6,000.00	\$2,000.00	\$2,000.00	\$11,000.00	\$11,000.00
503.109	WATER DIVERSION STRUCTURE	U	1.000	\$1,700.00	\$1,700.00	\$3,000.00	\$3,000.00	\$7,000.00	\$7,000.00
503.110	WATER DIVERSION STRUCTURE	U	1.000	\$50,000.00	\$50,000.00	\$8,500.00	\$8,500.00	\$9,000.00	\$9,000.00
503.111	WATER DIVERSION STRUCTURE	U	1.000	\$50,000.00	\$50,000.00	\$8,500.00	\$8,500.00	\$9,000.00	\$9,000.00
503.112	WATER DIVERSION STRUCTURE	U	1.000	\$500.00	\$500.00	\$500.00	\$500.00	\$7,000.00	\$7,000.00
503.113	WATER DIVERSION STRUCTURE	U	1.000	\$500.00	\$500.00	\$300.00	\$300.00	\$8,000.00	\$8,000.00
503.114	WATER DIVERSION STRUCTURE	U	1.000	\$3,000.00	\$3,000.00	\$7,000.00	\$7,000.00	\$11,000.00	\$11,000.00
503.115	WATER DIVERSION STRUCTURE	U	1.000	\$500.00	\$500.00	\$350.00	\$350.00	\$7,000.00	\$7,000.00
503.201	COFFERDAMS	U	1.000	\$14,400.00	\$14,400.00	\$10,000.00	\$10,000.00	\$40,000.00	\$40,000.00
503.202	COFFERDAMS	U	1.000	\$3,600.00	\$3,600.00	\$1,500.00	\$1,500.00	\$40,000.00	\$40,000.00
503.203	COFFERDAMS	U	1.000	\$12,600.00	\$12,600.00	\$10,000.00	\$10,000.00	\$40,000.00	\$40,000.00
503.204	COFFERDAMS	U	1.000	\$8,400.00	\$8,400.00	\$2,500.00	\$2,500.00	\$35,000.00	\$35,000.00
503.205	COFFERDAMS	U	1.000	\$10,350.00	\$10,350.00	\$10,000.00	\$10,000.00	\$35,000.00	\$35,000.00
503.206	COFFERDAMS	U	1.000	\$30,000.00	\$30,000.00	\$10,000.00	\$10,000.00	\$35,000.00	\$35,000.00
503.207	COFFERDAMS	U	1.000	\$30,000.00	\$30,000.00	\$10,000.00	\$10,000.00	\$35,000.00	\$35,000.00
503.208	COFFERDAMS	U	1.000	\$30,000.00	\$30,000.00	\$10,000.00	\$10,000.00	\$35,000.00	\$35,000.00
503.209	COFFERDAMS	U	1.000	\$30,000.00	\$30,000.00	\$10,000.00	\$10,000.00	\$35,000.00	\$35,000.00
503.210	COFFERDAMS	U	1.000	\$41,000.00	\$41,000.00	\$120,000.00	\$120,000.00	\$150,000.00	\$150,000.00
503.211	COFFERDAMS	U	1.000	\$10,500.00	\$10,500.00	\$5,500.00	\$5,500.00	\$50,000.00	\$50,000.00
503.212	COFFERDAMS	U	1.000	\$41,000.00	\$41,000.00	\$90,000.00	\$90,000.00	\$100,000.00	\$100,000.00
503.213	COFFERDAMS	U	1.000	\$38,000.00	\$38,000.00	\$120,000.00	\$120,000.00	\$150,000.00	\$150,000.00
503.214	COFFERDAMS	U	1.000	\$9,500.00	\$9,500.00	\$5,500.00	\$5,500.00	\$50,000.00	\$50,000.00
503.215	COFFERDAMS	U	1.000	\$100,000.00	\$100,000.00	\$130,000.00	\$130,000.00	\$140,000.00	\$140,000.00
503.216	COFFERDAMS	U	1.000	\$25,000.00	\$25,000.00	\$1,000.00	\$1,000.00	\$5,200.00	\$5,200.00
503.217	COFFERDAMS	U	1.000	\$120,000.00	\$120,000.00	\$75,000.00	\$75,000.00	\$85,000.00	\$85,000.00
503.218	COFFERDAMS	U	1.000	\$76,000.00	\$76,000.00	\$150,000.00	\$150,000.00	\$160,000.00	\$160,000.00
503.219	COFFERDAMS	U	1.000	\$116,000.00	\$116,000.00	\$275,000.00	\$275,000.00	\$300,000.00	\$300,000.00
503.220	COFFERDAMS	U	1.000	\$16,000.00	\$16,000.00	\$30,000.00	\$30,000.00	\$40,000.00	\$40,000.00
503.301	COFFERDAMS WITH SHEETING LEFT-IN-PLACE	U	1.000	\$75,000.00	\$75,000.00	\$10,000.00	\$10,000.00	\$5,000.00	\$5,000.00
503.302	COFFERDAMS WITH SHEETING LEFT-IN-PLACE	U	1.000	\$75,000.00	\$75,000.00	\$10,000.00	\$10,000.00	\$5,000.00	\$5,000.00
504.1	COMMON BRIDGE EXCAVATION (F)	CY	3,928.000	\$15.00	\$58,935.00	\$11.00	\$43,219.00	\$12.00	\$47,148.00
504.101	COMMON BRIDGE EXCAVATION	CY	8,962.000	\$21.00	\$188,202.00	\$12.00	\$107,544.00	\$12.00	\$107,544.00
504.2	ROCK BRIDGE EXCAVATION	CY	8,535.000	\$75.00	\$640,125.00	\$37.00	\$315,795.00	\$49.00	\$418,215.00
506.4	STEEL SHEET PILING FOR ENVIRONMENTAL PROTECTION	SY	1,300.000	\$90.00	\$117,000.00	\$45.00	\$58,500.00	\$95.00	\$123,500.00
508.	STRUCTURAL FILL	CY	1,194.000	\$30.00	\$35,820.00	\$30.00	\$35,820.00	\$40.00	\$47,760.00
509.1	MOBILIZATION AND DEMOBILIZATION OF DRILLED SHAFT DRILLING EQUIPMENT	U	1.000	\$65,000.00	\$65,000.00	\$15,000.00	\$15,000.00	\$5,000.00	\$5,000.00
509.2	DRILLED SHAFT	LF	30.000	\$2,000.00	\$60,000.00	\$300.00	\$9,000.00	\$3,600.00	\$108,000.00
509.3	OBSTRUCTION REMOVAL	LF	4.000	\$3,000.00	\$12,000.00	\$5.00	\$20.00	\$100.00	\$400.00
509.4	ROCK SOCKET EXCAVATION	LF	10.000	\$5,000.00	\$50,000.00	\$750.00	\$7,500.00	\$45.00	\$450.00
509.501	CROSSHOLE SONIC LOGGING (CSL) TESTS	EA	1.000	\$1,500.00	\$1,500.00	\$1,500.00	\$1,500.00	\$1,750.00	\$1,750.00

Item No.	Description	Unit	Quantity	PS&E		AUDLEY, R. S., INC. 1113 ROUTE 3A BOW, NH 03304-4025		MIDDLESEX CORPORATION, THE 1 SPECTACLE POND ROAD LITTLETON, MA 01460	
				Unit Price	Total	Unit Price	Total	Unit Price	Total
509.82	DRILLED SHAFT REINFORCING STEEL	LB	6,500,000	\$1.50	\$9,750.00	\$1.00	\$6,500.00	\$1.10	\$7,150.00
510.101	PILE DRIVING EQUIPMENT	U	1,000	\$20,000.00	\$20,000.00	\$29,000.00	\$29,000.00	\$30,000.00	\$30,000.00
510.102	PILE DRIVING EQUIPMENT	U	1,000	\$20,000.00	\$20,000.00	\$25,000.00	\$25,000.00	\$30,000.00	\$30,000.00
510.103	PILE DRIVING EQUIPMENT	U	1,000	\$35,000.00	\$35,000.00	\$53,000.00	\$53,000.00	\$60,000.00	\$60,000.00
510.104	PILE DRIVING EQUIPMENT	U	1,000	\$35,000.00	\$35,000.00	\$50,000.00	\$50,000.00	\$60,000.00	\$60,000.00
510.6101	FURNISHING & DRIVING STEEL BEARING PILES	LB	35,775,000	\$0.55	\$19,678.25	\$0.51	\$18,245.25	\$0.53	\$18,960.75
510.6102	FURNISHING & DRIVING STEEL BEARING PILES	LB	26,500,000	\$0.55	\$14,575.00	\$0.51	\$13,515.00	\$0.53	\$14,045.00
510.6103	FURNISHING & DRIVING STEEL BEARING PILES	LB	73,920,000	\$0.55	\$40,656.00	\$0.51	\$37,699.20	\$0.53	\$39,177.60
510.6104	FURNISHING & DRIVING STEEL BEARING PILES	LB	70,140,000	\$0.55	\$38,577.00	\$0.51	\$35,771.40	\$0.53	\$37,174.20
510.6501	DRIVING-POINTS FOR STEEL BEARING PILES	EA	10,000	\$140.00	\$1,400.00	\$200.00	\$2,000.00	\$210.00	\$2,100.00
510.6502	DRIVING-POINTS FOR STEEL BEARING PILES	EA	10,000	\$140.00	\$1,400.00	\$200.00	\$2,000.00	\$210.00	\$2,100.00
510.6503	DRIVING-POINTS FOR STEEL BEARING PILES	EA	22,000	\$140.00	\$3,080.00	\$200.00	\$4,400.00	\$210.00	\$4,620.00
510.6504	DRIVING-POINTS FOR STEEL BEARING PILES	EA	18,000	\$140.00	\$2,520.00	\$200.00	\$3,600.00	\$210.00	\$3,780.00
510.9	PILE SPLICES	EA	17,000	\$150.00	\$2,550.00	\$10.00	\$170.00	\$11.00	\$187.00
511.00	CONCRETE BRIDGE DECK PAVEMENT REMOVAL (F)	SY	1,435,000	\$15.00	\$21,525.00	\$15.00	\$21,525.00	\$5.00	\$7,175.00
511.02	PREPARATION FOR PARTIAL DEPTH CONCRETE BRIDGE DECK REPAIRS	SY	207,700	\$300.00	\$62,310.00	\$500.00	\$103,850.00	\$155.00	\$32,193.50
511.03	PREPARATION FOR FULL DEPTH CONCRETE BRIDGE DECK REPAIRS	SY	103,900	\$675.00	\$70,132.50	\$805.00	\$83,639.50	\$350.00	\$36,365.00
512.01	PREPARATION FOR CONCRETE REPAIRS, CLASS I	SY	28,200	\$650.00	\$18,330.00	\$450.00	\$12,690.00	\$275.00	\$7,755.00
512.02	PREPARATION FOR CONCRETE REPAIRS, CLASS II	SY	28,200	\$750.00	\$21,150.00	\$850.00	\$23,970.00	\$425.00	\$11,985.00
520.01	CONCRETE CLASS AA	CY	117,000	\$1,500.00	\$175,500.00	\$900.00	\$105,300.00	\$920.00	\$107,640.00
520.0201	CONCRETE CLASS AA, ABOVE FOOTINGS	CY	14,000	\$2,000.00	\$28,000.00	\$1,100.00	\$15,400.00	\$2,900.00	\$40,600.00
520.0302	CONCRETE CLASS AA APPROACH SLABS (QC/QA) (F)	CY	772,000	\$350.00	\$270,200.00	\$650.00	\$501,800.00	\$315.00	\$243,180.00
520.1	CONCRETE CLASS A	CY	166,000	\$1,000.00	\$166,000.00	\$1,000.00	\$166,000.00	\$1,100.00	\$182,600.00
520.12	CONCRETE CLASS A, ABOVE FOOTINGS (F)	CY	572,000	\$750.00	\$429,000.00	\$1,000.00	\$572,000.00	\$560.00	\$320,320.00
520.121	CONCRETE CLASS A, ABOVE FOOTINGS (F)	CY	754,000	\$750.00	\$565,500.00	\$1,100.00	\$829,400.00	\$500.00	\$377,000.00
520.2	CONCRETE CLASS B	CY	40,000	\$500.00	\$20,000.00	\$200.00	\$8,000.00	\$400.00	\$16,000.00
520.213	CONCRETE CLASS B, FOOTINGS (ON SOIL) (F)	CY	376,000	\$350.00	\$131,600.00	\$450.00	\$169,200.00	\$500.00	\$188,000.00
520.2139	CONCRETE CLASS B (MODIFIED), FOOTINGS (ON SOIL) (F)	CY	448,000	\$450.00	\$201,600.00	\$350.00	\$156,800.00	\$250.00	\$112,000.00
520.71026	CONCRETE BRIDGE DECK (QC/QA/PANEL OPTION)(F)	CY	133,000	\$1,000.00	\$133,000.00	\$1,200.00	\$159,600.00	\$1,000.00	\$133,000.00
520.72026	CONCRETE BRIDGE DECK (QC/QA/PANEL OPTION)(F)	CY	128,000	\$1,000.00	\$128,000.00	\$1,200.00	\$153,600.00	\$1,200.00	\$153,600.00
520.7302	CONCRETE BRIDGE DECK (QC/QA) (F)	CY	303,000	\$1,000.00	\$303,000.00	\$1,000.00	\$303,000.00	\$550.00	\$166,650.00
520.7402	CONCRETE BRIDGE DECK (QC/QA) (F)	CY	260,000	\$1,000.00	\$260,000.00	\$1,000.00	\$260,000.00	\$570.00	\$148,200.00
520.7502	CONCRETE BRIDGE DECK (QC/QA) (F)	CY	972,000	\$1,000.00	\$972,000.00	\$600.00	\$583,200.00	\$500.00	\$486,000.00
520.7602	CONCRETE BRIDGE DECK (QC/QA) (F)	CY	395,000	\$1,000.00	\$395,000.00	\$800.00	\$316,000.00	\$650.00	\$256,750.00
528.2136	PRESTRESSED CONCRETE BEAMS, NEXT-F 38" (F)	LF	1,531,000	\$1,000.00	\$1,531,000.00	\$625.00	\$956,875.00	\$765.00	\$1,171,215.00
528.51	PRESTRESSED CONCRETE DECK PANELS (F)	SF	41,104,000	\$15.00	\$616,560.00	\$9.00	\$369,936.00	\$11.00	\$452,144.00
534.3	WATER REPELLENT (SILANE/SILOXANE)	GAL	660,000	\$75.00	\$51,000.00	\$60.00	\$40,800.00	\$82.00	\$55,760.00
538.2	BARRIER MEMBRANE, PEEL AND STICK - VERTICAL SURFACES (F)	SY	318,000	\$50.00	\$15,900.00	\$50.00	\$15,900.00	\$34.00	\$10,812.00
538.5	BARRIER MEMBRANE, HEAT WELDED (F)	SY	84,000	\$25.00	\$2,100.00	\$22.00	\$1,848.00	\$25.00	\$2,100.00
538.6	BARRIER MEMBRANE, HEAT WELDED - MACHINE METHOD (F)	SY	4,957,000	\$20.00	\$99,140.00	\$22.00	\$109,054.00	\$25.00	\$123,925.00
541.1	PVC WATERSTOPS, NH TYPE 1 (F)	LF	310,000	\$6.00	\$1,860.00	\$6.00	\$1,860.00	\$40.00	\$12,400.00
541.5	PVC WATERSTOPS, NH TYPE 5 (F)	LF	645,000	\$10.00	\$6,450.00	\$10.00	\$6,450.00	\$12.00	\$7,740.00
544.	REINFORCING STEEL (F)	LB	47,301,000	\$1.35	\$63,856.35	\$1.23	\$58,180.23	\$1.10	\$52,031.10
544.1	REINFORCING STEEL (ROADWAY)	LB	48,600,000	\$1.20	\$58,320.00	\$1.40	\$68,040.00	\$1.20	\$58,320.00

Item No.	Description	Unit	Quantity	PS&E			AUDLEY, R. S., INC. 1113 ROUTE 3A BOW, NH 03304-4025			MIDDLESEX CORPORATION, THE 1 SPECTACLE POND ROAD LITTLETON, MA 01460		
				Unit Price	Total	Unit Price	Total	Unit Price	Total	Unit Price	Total	
544.2	REINFORCING STEEL, EPOXY COATED (F)	LB	573,409.000	\$1.25	\$716,761.25	\$1.37	\$785,570.33	\$1.10	\$630,749.90			
544.21	REINFORCING STEEL, EPOXY COATED, MECHANICAL CONNECTORS (F)	LB	5,529.000	\$3.35	\$18,522.15	\$5.00	\$27,645.00	\$6.00	\$44,232.00			
544.51	REINFORCING STEEL - STAINLESS STEEL (F)	LB	228,367.000	\$4.50	\$1,027,651.50	\$3.00	\$685,101.00	\$3.00	\$685,101.00			
544.7	SYNTHETIC FIBER REINFORCEMENT (F)	LB	14,358.000	\$7.50	\$107,685.00	\$3.71	\$53,268.18	\$9.00	\$129,222.00			
547.	SHEAR CONNECTORS (F)	EA	3,468.000	\$5.50	\$19,074.00	\$6.00	\$20,808.00	\$5.00	\$17,340.00			
547.1	SHEAR CONNECTORS (F)	EA	14,602.000	\$5.50	\$80,311.00	\$6.00	\$87,612.00	\$5.00	\$73,010.00			
548.21	ELASTOMERIC BEARING ASSEMBLIES (F)	EA	44.000	\$1,500.00	\$66,000.00	\$1,100.00	\$48,400.00	\$1,700.00	\$74,800.00			
548.22	ELASTOMERIC BEARING ASSEMBLIES (F)	EA	36.000	\$1,500.00	\$54,000.00	\$1,100.00	\$39,600.00	\$1,700.00	\$61,200.00			
548.23	ELASTOMERIC BEARING ASSEMBLIES (F)	EA	36.000	\$1,500.00	\$54,000.00	\$3,200.00	\$115,200.00	\$1,700.00	\$61,200.00			
548.24	ELASTOMERIC BEARING ASSEMBLIES (F)	EA	8.000	\$1,500.00	\$12,000.00	\$950.00	\$7,600.00	\$1,700.00	\$13,600.00			
550.101	STRUCTURAL STEEL (F)	LB	28,542.000	\$1.60	\$45,667.20	\$3.00	\$85,626.00	\$3.40	\$97,042.80			
550.102	STRUCTURAL STEEL (F)	LB	29,063.000	\$1.60	\$46,500.80	\$3.00	\$87,189.00	\$3.50	\$101,720.50			
550.104	STRUCTURAL STEEL (F)	LB	1,515,239.000	\$2.48	\$3,757,792.72	\$2.40	\$3,636,573.60	\$2.60	\$3,939,621.40			
550.105	STRUCTURAL STEEL (F)	LB	538,418.000	\$2.55	\$1,372,965.90	\$2.60	\$1,399,896.80	\$2.80	\$1,507,570.40			
550.2	BRIDGE SHOES (F)	EA	4.000	\$5,000.00	\$20,000.00	\$5,000.00	\$20,000.00	\$5,000.00	\$20,000.00			
550.2901	BRIDGE SHOES (ISOLATION BEARINGS) (F)	EA	8.000	\$5,000.00	\$40,000.00	\$5,000.00	\$40,000.00	\$5,000.00	\$40,000.00			
550.2902	BRIDGE SHOES (ISOLATION BEARINGS) (F)	EA	8.000	\$5,000.00	\$40,000.00	\$5,000.00	\$40,000.00	\$5,000.00	\$40,000.00			
550.33	BRIDGE SCUPPER	EA	4.000	\$1,200.00	\$4,800.00	\$5,200.00	\$20,800.00	\$5,200.00	\$20,800.00			
559.41	ASPHALTIC PLUG FOR CRACK CONTROL (F)	LF	780.000	\$125.00	\$97,500.00	\$100.00	\$78,000.00	\$110.00	\$85,800.00			
559.6	PREFORMED CLOSED CELL EXPANSION JOINT SYSTEM (F)	LF	310.000	\$200.00	\$62,000.00	\$250.00	\$77,500.00	\$415.00	\$128,650.00			
560.1001	PREFABRICATED COMPRESSION SEAL EXPANSION JOINT (F)	LF	155.000	\$550.00	\$85,250.00	\$450.00	\$69,750.00	\$600.00	\$93,000.00			
560.1002	PREFABRICATED COMPRESSION SEAL EXPANSION JOINT (F)	LF	153.000	\$550.00	\$84,150.00	\$450.00	\$68,850.00	\$600.00	\$91,800.00			
560.1003	PREFABRICATED COMPRESSION SEAL EXPANSION JOINT (F)	LF	116.000	\$550.00	\$63,800.00	\$500.00	\$58,000.00	\$600.00	\$69,600.00			
561.1001	PREFABRICATED STRIP SEAL EXPANSION JOINT (F)	LF	124.000	\$650.00	\$80,600.00	\$600.00	\$74,400.00	\$600.00	\$74,400.00			
561.1002	PREFABRICATED STRIP SEAL EXPANSION JOINT (F)	LF	76.000	\$650.00	\$49,400.00	\$600.00	\$45,600.00	\$600.00	\$45,600.00			
562.1	SILICONE JOINT SEALANT (F)	LF	463.000	\$12.00	\$5,556.00	\$22.00	\$10,186.00	\$8.00	\$3,704.00			
563.23	BRIDGE RAIL T3	LF	535.000	\$145.00	\$77,575.00	\$155.00	\$82,925.00	\$148.00	\$79,180.00			
563.231	BRIDGE RAIL T3 WITH PROTECTIVE SCREENING	LF	312.000	\$200.00	\$62,400.00	\$190.00	\$59,280.00	\$195.00	\$60,840.00			
563.241	BRIDGE RAIL T4 WITH PROTECTIVE SCREENING	LF	998.000	\$200.00	\$199,600.00	\$210.00	\$209,790.00	\$210.00	\$209,790.00			
563.913	SNOW SCREENING FOR OVERPASS STRUCTURES ST RAIL	LF	171.000	\$40.00	\$6,840.00	\$45.00	\$7,695.00	\$48.00	\$8,208.00			
565.232	BRIDGE APPROACH RAIL T3 (STEEL POSTS)	U	6.000	\$5,500.00	\$33,000.00	\$5,350.00	\$32,100.00	\$5,500.00	\$33,000.00			
565.2325	BRIDGE APPROACH RAIL T3 (STEEL POSTS) SPECIAL WITH RESET	U	8.000	\$6,000.00	\$48,000.00	\$7,400.00	\$59,200.00	\$7,600.00	\$60,800.00			
565.242	BRIDGE APPROACH RAIL T4 (STEEL POSTS)	U	6.000	\$6,000.00	\$36,000.00	\$6,000.00	\$36,000.00	\$6,300.00	\$37,800.00			
570.4	MORTAR RUBBLE MASONRY (F)	CY	33.900	\$500.00	\$16,950.00	\$400.00	\$13,560.00	\$1,200.00	\$40,680.00			
582.1	SLOPE PAVING WITH CONCRETE (F)	SY	2,800.000	\$50.00	\$130,000.00	\$50.00	\$130,000.00	\$58.00	\$150,800.00			
583.5	RIPRAP, CLASS V	CY	1,800.000	\$50.00	\$90,000.00	\$18.00	\$32,400.00	\$43.00	\$77,400.00			
585.2	STONE FILL, CLASS B	CY	900.000	\$35.00	\$31,500.00	\$16.00	\$14,400.00	\$30.00	\$27,000.00			
585.3	STONE FILL, CLASS C	CY	7,200.000	\$24.00	\$172,800.00	\$16.00	\$115,200.00	\$35.00	\$252,000.00			
585.3401	SIMULATED STREAMBED MATERIAL	CY	525.000	\$50.00	\$26,250.00	\$20.00	\$10,500.00	\$100.00	\$52,500.00			
585.3402	SIMULATED STREAMBED MATERIAL	CY	140.000	\$50.00	\$7,000.00	\$20.00	\$2,800.00	\$100.00	\$14,000.00			
585.3403	SIMULATED STREAMBED MATERIAL	CY	255.000	\$50.00	\$12,750.00	\$20.00	\$5,100.00	\$100.00	\$25,500.00			
585.3404	SIMULATED STREAMBED MATERIAL	CY	390.000	\$50.00	\$19,500.00	\$20.00	\$7,800.00	\$100.00	\$39,000.00			

Item No.	Description	Unit	Quantity	PS&E		AUDLEY, R. S., INC. 1113 ROUTE 3A BOW, NH 03304-0235		MIDDLESEX CORPORATION, THE 1 SPECTACLE POND ROAD LITTLETON, MA 01460	
				Unit Price	Total	Unit Price	Total	Unit Price	Total
592.1	MECHANICALLY STABILIZED EARTH RETAINING WALL	SF	18,649.000	\$60.00	\$932,450.00	\$42.00	\$783,258.00	\$49.00	\$913,801.00
592.11	MECHANICALLY STABILIZED EARTH RETAINING WALL	SF	2,600.000	\$50.00	\$130,000.00	\$37.00	\$96,200.00	\$49.00	\$127,400.00
592.12	MECHANICALLY STABILIZED EARTH RETAINING WALL	SF	5,300.000	\$50.00	\$265,000.00	\$37.00	\$196,100.00	\$51.00	\$270,300.00
593.221	GEOTEXTILE; SEPARATION CL.2, NON-WOVEN	SY	14,600.000	\$2.50	\$36,500.00	\$2.10	\$30,660.00	\$0.34	\$4,964.00
593.411	GEOTEXTILE; PERM CONTROL CL.1, NON-WOVEN	SY	2,360.000	\$7.00	\$16,520.00	\$2.50	\$5,900.00	\$2.00	\$4,720.00
593.421	GEOTEXTILE; PERM CONTROL CL.2, NON-WOVEN	SY	19,486.000	\$2.50	\$48,715.00	\$2.80	\$54,560.80	\$2.00	\$38,972.00
603.0001	VIDEO INSPECTION	LF	34,350.000	\$0.65	\$22,327.50	\$1.00	\$34,350.00	\$1.20	\$41,220.00
603.00215	15" R.C. PIPE, 2000D	LF	5,850.000	\$42.00	\$245,700.00	\$45.00	\$263,250.00	\$53.00	\$310,050.00
603.00218	18" R.C. PIPE, 2000D	LF	2,800.000	\$48.00	\$134,400.00	\$48.00	\$134,400.00	\$61.00	\$170,800.00
603.00224	24" R.C. PIPE, 2000D	LF	6,150.000	\$58.00	\$356,700.00	\$55.00	\$338,250.00	\$70.00	\$430,500.00
603.00230	30" R.C. PIPE, 2000D	LF	1,900.000	\$70.00	\$133,000.00	\$69.00	\$131,100.00	\$94.00	\$178,600.00
603.00236	36" R.C. PIPE, 2000D	LF	100.000	\$95.00	\$9,500.00	\$90.00	\$9,000.00	\$115.00	\$11,500.00
603.00242	42" R.C. PIPE, 2000D	LF	220.000	\$100.00	\$22,000.00	\$100.00	\$22,000.00	\$160.00	\$35,200.00
603.00254	54" R.C. PIPE, 2000D	LF	20.000	\$150.00	\$3,000.00	\$180.00	\$3,600.00	\$180.00	\$3,600.00
603.00360	60" R.C. PIPE, 3000D	LF	1,000.000	\$280.00	\$280,000.00	\$145.00	\$145,000.00	\$250.00	\$250,000.00
603.00415	15" R.C. PIPE, 3750D	LF	250.000	\$200.00	\$50,000.00	\$50.00	\$12,500.00	\$59.00	\$14,750.00
603.13012	12" CORR. ALUMINIZED STEEL (TYPE2) PIPE .064"	LF	8.000	\$50.00	\$400.00	\$100.00	\$800.00	\$73.00	\$584.00
603.13015	15" CORR. ALUMINIZED STEEL (TYPE2) PIPE .064"	LF	12.000	\$55.00	\$660.00	\$100.00	\$1,200.00	\$79.00	\$948.00
603.30115	15" R.C. END SECTIONS	EA	2.000	\$650.00	\$1,300.00	\$450.00	\$900.00	\$550.00	\$1,100.00
603.30118	18" R.C. END SECTIONS	EA	1.000	\$700.00	\$700.00	\$500.00	\$500.00	\$600.00	\$600.00
603.30124	24" R.C. END SECTIONS	EA	3.000	\$800.00	\$2,400.00	\$550.00	\$1,650.00	\$700.00	\$2,100.00
603.36112	12" ALUMINIZED STEEL END SECTION	EA	3.000	\$200.00	\$600.00	\$260.00	\$780.00	\$375.00	\$1,125.00
603.36115	15" ALUMINIZED STEEL END SECTION	EA	27.000	\$270.00	\$7,290.00	\$270.00	\$7,290.00	\$400.00	\$10,800.00
603.36118	18" ALUMINIZED STEEL END SECTION	EA	9.000	\$320.00	\$2,880.00	\$310.00	\$2,790.00	\$540.00	\$4,860.00
603.36124	24" ALUMINIZED STEEL END SECTION	EA	4.000	\$425.00	\$1,700.00	\$375.00	\$1,500.00	\$610.00	\$2,440.00
603.44212	12" CORR. POLYETHYLENE PIPE FOR SLOPE DRAINAGE	LF	115.000	\$45.00	\$5,175.00	\$48.00	\$5,520.00	\$33.00	\$3,795.00
603.44215	15" CORR. POLYETHYLENE PIPE FOR SLOPE DRAINAGE	LF	250.000	\$50.00	\$12,500.00	\$48.00	\$12,000.00	\$35.00	\$8,750.00
603.82215	15" PE PIPE (TYPE S)	LF	10,700.000	\$32.00	\$342,400.00	\$41.00	\$438,700.00	\$38.00	\$406,600.00
603.82218	18" PE PIPE (TYPE S)	LF	2,550.000	\$35.00	\$89,250.00	\$47.00	\$119,850.00	\$42.00	\$107,100.00
603.82224	24" PE PIPE (TYPE S)	LF	1,500.000	\$42.00	\$63,000.00	\$48.00	\$72,000.00	\$49.00	\$73,500.00
603.82230	30" PE PIPE (TYPE S)	LF	720.000	\$56.00	\$40,320.00	\$67.00	\$48,240.00	\$58.00	\$41,760.00
603.82236	36" PE PIPE (TYPE S)	LF	700.000	\$65.00	\$45,500.00	\$69.00	\$48,300.00	\$75.00	\$52,500.00
603.99012	12" TEMPORARY DRAIN. PIPE	LF	12.000	\$65.00	\$780.00	\$50.00	\$600.00	\$37.00	\$444.00
603.99015	15" TEMPORARY DRAIN. PIPE	LF	2,700.000	\$70.00	\$189,000.00	\$50.00	\$135,000.00	\$38.00	\$102,600.00
603.99018	18" TEMPORARY DRAIN. PIPE	LF	440.000	\$75.00	\$33,000.00	\$60.00	\$26,400.00	\$45.00	\$19,800.00
603.99024	24" TEMPORARY DRAINAGE PIPE	LF	950.000	\$90.00	\$85,500.00	\$55.00	\$52,250.00	\$53.00	\$50,350.00
604.0007	POLYETHYLENE LINER	EA	210.000	\$160.00	\$33,600.00	\$200.00	\$42,000.00	\$195.00	\$40,950.00
604.124	CATCH BASINS TYPE B, 4-FOOT DIAMETER	U	180.000	\$1,950.00	\$351,000.00	\$2,000.00	\$360,000.00	\$2,200.00	\$396,000.00
604.125	CATCH BASINS TYPE B, 5-FOOT DIAMETER	U	21.000	\$2,500.00	\$52,500.00	\$2,700.00	\$56,700.00	\$3,300.00	\$69,300.00
604.1252	CATCH BASINS TYPE B, 5-FOOT DIAMETER, DOUBLE GRATE	U	3.000	\$3,000.00	\$9,000.00	\$3,000.00	\$9,000.00	\$5,600.00	\$16,800.00
604.126	CATCH BASINS TYPE B, 6-FOOT DIAMETER	U	15.000	\$3,000.00	\$45,000.00	\$3,200.00	\$48,000.00	\$4,200.00	\$63,000.00
604.154	CATCH BASINS TYPE E, 4-FOOT DIAMETER	U	46.000	\$2,050.00	\$94,300.00	\$2,100.00	\$96,600.00	\$2,700.00	\$124,200.00
604.1549	TEMPORARY CATCH BASINS TYPE E, 4-FOOT DIAMETER	U	15.000	\$1,200.00	\$18,000.00	\$2,450.00	\$36,750.00	\$3,500.00	\$52,500.00
604.155	CATCH BASINS TYPE E, 5-FOOT DIAMETER	U	6.000	\$2,850.00	\$17,100.00	\$2,850.00	\$17,100.00	\$3,500.00	\$21,000.00
604.156	CATCH BASINS TYPE E, 6-FOOT DIAMETER	U	6.000	\$3,300.00	\$19,800.00	\$3,250.00	\$19,500.00	\$4,300.00	\$25,800.00
604.224	DROP INLETS TYPE B, 4-FOOT DIAMETER	U	12.000	\$1,600.00	\$19,200.00	\$1,800.00	\$21,600.00	\$1,800.00	\$21,600.00

Item No.	Description	Unit	Quantity	PS&E		AUDLEY R. S. INC. 1113 ROUTE 3A BOW, NH 03304-4025		MIDDLESEX CORPORATION, THE 1 SPECTACLE POND ROAD LITTLETON, MA 01460	
				Unit Price	Total	Unit Price	Total	Unit Price	Total
604.2249	TEMPORARY DROP INLET TYPE B, 4-FOOT DIAMETER	U	17,000	\$2,050.00	\$34,850.00	\$2,000.00	\$34,000.00	\$2,300.00	\$39,100.00
604.242	DROP INLETS TYPE D-B	U	4,000	\$1,800.00	\$7,200.00	\$1,550.00	\$6,200.00	\$2,000.00	\$8,000.00
604.324	DRAINAGE MANHOLES, 4-FOOT DIAMETER	U	13,000	\$2,200.00	\$28,600.00	\$2,100.00	\$27,300.00	\$2,700.00	\$35,100.00
604.3249	TEMPORARY DRAINAGE MANHOLES, 4-FOOT DIAMETER	U	14,000	\$1,400.00	\$19,600.00	\$2,500.00	\$35,000.00	\$2,700.00	\$37,800.00
604.325	DRAINAGE MANHOLES, 5-FOOT DIAMETER	U	23,000	\$2,700.00	\$62,100.00	\$3,100.00	\$71,300.00	\$3,600.00	\$82,800.00
604.326	DRAINAGE MANHOLES, 6-FOOT DIAMETER	U	8,000	\$3,200.00	\$25,600.00	\$3,500.00	\$28,000.00	\$3,000.00	\$24,000.00
604.328	DRAINAGE MANHOLES, 8-FOOT DIAMETER	U	8,000	\$7,100.00	\$42,800.00	\$7,000.00	\$42,000.00	\$10,000.00	\$60,000.00
604.3401	TELEPHONE MANHOLES	U	2,000	\$20,000.00	\$40,000.00	\$15,000.00	\$30,000.00	\$10,500.00	\$21,000.00
604.3402	TELEPHONE MANHOLES	U	2,000	\$25,000.00	\$50,000.00	\$17,000.00	\$34,000.00	\$10,500.00	\$21,000.00
604.4	RECONSTRUCTING/ADJUSTING CATCH BASIN & DROP INLET	LF	135,000	\$350.00	\$47,250.00	\$360.00	\$48,600.00	\$510.00	\$68,850.00
604.52	RECONSTRUCTING/ADJUSTING DRAINAGE MANHOLES	LF	6,000	\$400.00	\$2,400.00	\$360.00	\$2,160.00	\$350.00	\$2,100.00
604.6	MANHOLE COVERS & FRAMES	EA	14,000	\$525.00	\$7,350.00	\$270.00	\$3,780.00	\$650.00	\$9,100.00
604.72	GRATES & FRAMES, TYPE B	EA	34,000	\$420.00	\$14,280.00	\$230.00	\$7,820.00	\$500.00	\$17,000.00
604.75	GRATES & FRAMES, TYPE E	EA	2,000	\$700.00	\$1,400.00	\$475.00	\$950.00	\$750.00	\$1,500.00
604.9101	OUTLET CONTROL STRUCTURE	U	1,000	\$2,897.00	\$2,897.00	\$2,700.00	\$2,700.00	\$8,500.00	\$8,500.00
604.9102	OUTLET CONTROL STRUCTURE	U	1,000	\$2,900.00	\$2,900.00	\$9,000.00	\$9,000.00	\$8,500.00	\$8,500.00
604.9103	OUTLET CONTROL STRUCTURE	U	1,000	\$2,900.00	\$2,900.00	\$4,900.00	\$4,900.00	\$8,500.00	\$8,500.00
604.9104	OUTLET CONTROL STRUCTURE	U	1,000	\$2,900.00	\$2,900.00	\$11,000.00	\$11,000.00	\$8,500.00	\$8,500.00
604.9105	OUTLET CONTROL STRUCTURE	U	1,000	\$2,900.00	\$2,900.00	\$8,500.00	\$8,500.00	\$8,500.00	\$8,500.00
604.9106	OUTLET CONTROL STRUCTURE	U	1,000	\$2,900.00	\$2,900.00	\$3,500.00	\$3,500.00	\$8,500.00	\$8,500.00
604.9107	OUTLET CONTROL STRUCTURE	U	1,000	\$2,900.00	\$2,900.00	\$2,800.00	\$2,800.00	\$8,500.00	\$8,500.00
604.9108	OUTLET CONTROL STRUCTURE	U	1,000	\$3,234.20	\$3,234.20	\$2,800.00	\$2,800.00	\$8,500.00	\$8,500.00
605.506	6" PERF. CORR. POLYETHYLENE PIPE UNDERDRAIN	LF	18,800,000	\$18.00	\$338,400.00	\$18.50	\$347,800.00	\$14.50	\$272,600.00
605.508	8" PERF. CORR. POLYETHYLENE PIPE UNDERDRAIN	LF	13,050,000	\$20.00	\$261,000.00	\$20.00	\$261,000.00	\$17.50	\$228,375.00
605.79	UNDERDRAIN FLUSHING BASINS	EA	80,000	\$350.00	\$28,000.00	\$350.00	\$28,000.00	\$600.00	\$48,000.00
605.82251	24" AGGRE. UND. TYPE 2 WITH 6" P.C. POLY. PIPE	LF	11,600,000	\$23.00	\$266,800.00	\$25.00	\$290,000.00	\$22.00	\$255,200.00
605.82258	24" AGGRE. UND. TYPE 2 WITH 8" P.C. POLY. PIPE	LF	7,300,000	\$26.00	\$189,800.00	\$27.00	\$197,100.00	\$25.00	\$182,500.00
605.906	6" PIPE UNDERDRAIN (CONTRACTORS OPTION)	LF	386,000	\$25.00	\$9,650.00	\$18.00	\$6,948.00	\$23.00	\$8,878.00
606.1254	BEAM GUARDRAIL (TERMINAL UNIT TYPE EAGRT, TL 3)	U	28,000	\$2,100.00	\$58,800.00	\$1,900.00	\$53,200.00	\$2,000.00	\$56,000.00
606.12551	BEAM GUARDRAIL (TERMINAL UNIT TYPE EAGRT, TL 2 - 25') (STEEL POST)	U	1,000	\$1,000.00	\$1,000.00	\$1,775.00	\$1,775.00	\$1,975.00	\$1,975.00
606.127	BEAM GUARDRAIL (TERMINAL UNIT TYPE G-2) (STEEL POST)	U	37,000	\$485.00	\$17,945.00	\$475.00	\$17,575.00	\$525.00	\$19,425.00
606.140	BEAM GUARDRAIL (STANDARD SECTION- WOOD POSTS)	LF	100,000	\$25.00	\$2,500.00	\$25.00	\$2,500.00	\$18.00	\$1,800.00
606.141	BEAM GUARDRAIL (CURVED WICRT POSTS)	LF	140,000	\$25.00	\$3,500.00	\$30.00	\$4,200.00	\$38.00	\$5,320.00
606.1442	BEAM GUARDRAIL (THREE BEAM) INCLUDING TRAN. SECTION	LF	200,000	\$75.00	\$15,000.00	\$35.00	\$7,000.00	\$30.00	\$6,000.00
606.18001	31" W-BEAM GUARDRAIL WITH 8" OFFSET BLOCK (STEEL POST)	LF	25,300,000	\$15.00	\$379,500.00	\$16.00	\$404,800.00	\$16.00	\$404,800.00
606.18011	31" W-BEAM GUARDRAIL WITH 8" OFFSET BLOCK (8' STEEL POST)	LF	38,000	\$20.00	\$760.00	\$28.00	\$1,064.00	\$21.00	\$798.00
606.312	SINGLE FACED TRANSITION RAIL, STEEL POST	U	4,000	\$2,000.00	\$8,000.00	\$2,500.00	\$10,000.00	\$3,000.00	\$12,000.00
606.41151	54" SINGLE FACED, SINGLE SLOPE CONCRETE BARRIER TO BEAM GUARDRAIL TRANSITION, PRECAST, TYPE I	U	4,000	\$5,000.00	\$20,000.00	\$4,000.00	\$16,000.00	\$12,000.00	\$48,000.00
606.41351	54" SINGLE SLOPE CONCRETE BARRIER, SINGLE-FACED, PRECAST	LF	550,000	\$100.00	\$55,000.00	\$125.00	\$68,750.00	\$105.00	\$57,750.00

Item No.	Description	Unit	Quantity	P&S		AUBLEY, R. S., INC.		MIDDLESEX CORPORATION, THE	
				Unit Price	Total	Unit Price	Total	Unit Price	Total
606.417	PORTABLE CONCRETE BARRIER FOR TRAFFIC CONTROL	LF	14,250.000	\$26.00	\$399,000.00	\$25.00	\$356,250.00	\$38.00	\$541,500.00
606.41731	PORTABLE CONCRETE BARRIER FOR TRAFFIC CONTROL WITH DRAINAGE SLOTS	LF	10,450.000	\$35.00	\$365,750.00	\$25.00	\$261,250.00	\$41.00	\$428,450.00
606.4174	PORTABLE CONCRETE BARRIER FOR TRAFFIC CONTROL - BRACED	LF	1,380.000	\$115.00	\$158,700.00	\$16.00	\$22,080.00	\$115.00	\$158,700.00
606.84	ANCHOR FOR CURVED GUARDRAIL W/ICRT POSTS	U	4.000	\$1,300.00	\$5,200.00	\$1,650.00	\$6,600.00	\$1,750.00	\$7,000.00
606.91	RESETTING OR SETTING GUARDRAIL	LF	12,100.000	\$11.00	\$133,100.00	\$7.75	\$93,775.00	\$9.00	\$108,900.00
606.913	RESETTING GUARDRAIL, RAIL ONLY	LF	750.000	\$10.00	\$7,500.00	\$4.80	\$3,600.00	\$5.00	\$3,750.00
606.91454	RESETTING TERMINAL UNIT (TYPE EAGRT, TL-3)	U	3.000	\$750.00	\$2,250.00	\$600.00	\$1,800.00	\$520.00	\$1,560.00
606.9147	RESETTING TERMINAL UNIT (TYPE G-2)	U	1.000	\$250.00	\$250.00	\$1,000.00	\$1,000.00	\$420.00	\$420.00
606.93	TEMPORARY BEAM GUARDRAIL	LF	1,950.000	\$12.00	\$23,400.00	\$14.00	\$27,300.00	\$14.00	\$27,300.00
606.9347	TEMPORARY BEAM GUARDRAIL (TERM. UNIT TYPE G-2)	U	5.000	\$500.00	\$2,500.00	\$450.00	\$2,250.00	\$520.00	\$2,600.00
606.9523	TEMP. IMPACT ATTENUATION DEVICE (NON-REDIRECTIVE) TEST LEVEL 3	U	17.000	\$4,000.00	\$68,000.00	\$7,000.00	\$119,000.00	\$8,000.00	\$136,000.00
606.9612	TEMPORARY GUARDRAIL TO BARRIER TRANSITION (STEEL POST)	U	11.000	\$3,000.00	\$33,000.00	\$3,500.00	\$38,500.00	\$3,500.00	\$38,500.00
606.9632	TEMPORARY BARRIER TO BRIDGE RAIL TRANSITION (STEEL POSTS)	U	1.000	\$2,200.00	\$2,200.00	\$3,800.00	\$3,800.00	\$3,500.00	\$3,500.00
607.140	WOVEN WIRE FENCE, 4'-0" HIGH	LF	3,700.000	\$8.00	\$29,600.00	\$5.75	\$21,275.00	\$6.00	\$22,200.00
607.250	CHAIN LINK FENCE WITH ALUMINUM COATED STEEL FABRIC, 5' HIGH	LF	5,600.000	\$15.00	\$84,000.00	\$21.00	\$117,600.00	\$17.00	\$95,200.00
607.260	CHAIN LINK FENCE WITH ALUMINUM COATED STEEL FABRIC, 6' HIGH	LF	3,550.000	\$18.00	\$63,900.00	\$22.00	\$78,100.00	\$19.00	\$67,450.00
607.4140	POST ASSEMBLIES FOR WOVEN WIRE FENCE, 4'-0" HIGH	EA	21.000	\$160.00	\$3,360.00	\$200.00	\$4,200.00	\$195.00	\$4,095.00
607.4250	POST ASSEMBLIES FOR CHAIN LINK FENCE, 5' HIGH	EA	55.000	\$180.00	\$9,900.00	\$200.00	\$11,000.00	\$180.00	\$9,900.00
607.4260	POST ASSEMBLIES FOR CHAIN LINK FENCE, 6' HIGH	EA	25.000	\$190.00	\$4,750.00	\$225.00	\$5,625.00	\$185.00	\$4,625.00
607.9306	RESET CHAIN LINK FENCE WITH VINYL COATED FABRIC, 6' HIGH	LF	41.000	\$20.00	\$820.00	\$48.00	\$1,968.00	\$32.00	\$1,312.00
607.9918	BAR WAY, 18 FT.	U	3.000	\$1,600.00	\$4,800.00	\$3,700.00	\$11,100.00	\$5,000.00	\$15,000.00
608.12	2" BITUMINOUS SIDEWALK (F)	SY	2,535.000	\$15.00	\$38,025.00	\$12.00	\$30,420.00	\$1.35	\$3,422.25
608.24	4" CONCRETE SIDEWALK (F)	SY	142.000	\$38.00	\$5,396.00	\$38.00	\$5,396.00	\$52.00	\$7,384.00
608.26	6" CONCRETE SIDEWALK (F)	SY	3,993.000	\$41.00	\$163,713.00	\$42.00	\$167,706.00	\$58.00	\$231,594.00
608.28	8" CONCRETE SIDEWALK (F)	SY	851.000	\$45.00	\$38,295.00	\$46.00	\$39,146.00	\$68.00	\$57,868.00
608.54	DETECTABLE WARNING DEVICES, CAST IRON	SY	30.000	\$390.00	\$11,700.00	\$400.00	\$12,000.00	\$270.00	\$8,100.00
609.01	STRAIGHT GRANITE CURB	LF	6,800.000	\$17.50	\$119,000.00	\$19.00	\$129,200.00	\$22.00	\$149,600.00
609.02	CURVED GRANITE CURB	LF	475.000	\$25.00	\$11,875.00	\$28.00	\$13,300.00	\$33.00	\$15,675.00
609.214	STRAIGHT GRANITE SLOPE CURB, 4" HIGH	LF	19,800.000	\$16.00	\$316,800.00	\$14.00	\$277,200.00	\$19.00	\$376,200.00
609.216	STRAIGHT GRANITE SLOPE CURB 6" HIGH	LF	3,950.000	\$16.00	\$63,200.00	\$17.00	\$67,150.00	\$22.00	\$86,900.00
609.224	STRAIGHT GRANITE SLOPE CURB WITH RADIAL JOINTS, 4" HIGH	LF	97.000	\$14.00	\$1,358.00	\$14.00	\$1,358.00	\$29.00	\$2,813.00
609.226	STRAIGHT GRANITE SLOPE CURB WITH RADIAL JOINTS, 6" HIGH	LF	145.000	\$16.00	\$2,320.00	\$17.00	\$2,465.00	\$35.00	\$5,075.00
609.5	RESET GRANITE CURB	LF	11,200.000	\$7.50	\$84,000.00	\$7.00	\$78,400.00	\$11.00	\$123,200.00
609.811	BITUMINOUS CURB, TYPE B (4" REVEAL)	LF	16,800.000	\$4.50	\$75,600.00	\$4.00	\$67,200.00	\$4.00	\$67,200.00
811.8201	4 INCH DRY STANDPIPE (BRIDGE)	U	1.000	\$12,500.00	\$12,500.00	\$11,000.00	\$11,000.00	\$10,000.00	\$10,000.00
811.8202	4 INCH DRY STANDPIPE (BRIDGE)	U	1.000	\$12,500.00	\$12,500.00	\$11,000.00	\$11,000.00	\$10,000.00	\$10,000.00
811.8203	4 INCH DRY STANDPIPE (BRIDGE)	U	1.000	\$12,500.00	\$12,500.00	\$11,000.00	\$11,000.00	\$10,000.00	\$10,000.00
811.8204	4 INCH DRY STANDPIPE (BRIDGE)	U	2.000	\$12,500.00	\$25,000.00	\$7,000.00	\$14,000.00	\$10,000.00	\$20,000.00
611.90001	ADJUSTING WATER GATES AND SHUTOFFS SET BY OTHERS	EA	12.000	\$250.00	\$3,000.00	\$210.00	\$2,520.00	\$175.00	\$2,100.00
612.1131	BY-PASS PUMPING SYSTEM	U	1.000	\$65,400.00	\$65,400.00	\$30,000.00	\$30,000.00	\$40,000.00	\$40,000.00

Item No.	Description	Unit	Quantity	PS&E			AUDLEY B. & INC. 1113 ROUTE 1A BOW, NH 03304-0228			MIDDLESEX CORPORATION, THE 1 SPECTACLE FOND ROAD LITTLETON, MA 01460		
				Unit Price	Total	Unit Price	Total	Unit Price	Total	Unit Price	Total	
612.20042	18" HDPE CARRIER PIPE (30" CASING PIPE)	LF	151.000	\$805.00	\$121,555.00	\$330.00	\$49,830.00	\$93.00	\$14,043.00			
612.202	FURNISH 30" STEEL CASING PIPE	LF	110.000	\$300.00	\$33,000.00	\$130.00	\$14,300.00	\$50.00	\$5,500.00			
612.2129	30" STEEL CASING PIPE (FURNISHED BY OTHERS)	LF	110.000	\$515.00	\$56,650.00	\$350.00	\$38,500.00	\$180.00	\$19,800.00			
612.21783	36" HDPE CASING PIPE WITH 24" HDPE FM CARRIER PIPE	LF	427.000	\$398.00	\$169,946.00	\$330.00	\$140,910.00	\$500.00	\$213,500.00			
612.3204	RECONSTRUCT/ADJUST SEWER MANHOLE, 4" DIAMETER	VF	3.000	\$400.00	\$1,200.00	\$400.00	\$1,200.00	\$200.00	\$600.00			
612.3531	SEWER CLEANOUT STRUCTURE	U	1.000	\$23,894.40	\$23,894.40	\$40,000.00	\$40,000.00	\$75,000.00	\$75,000.00			
612.73124	24" HDPE FORCE MAIN (DR 9)	LF	148.000	\$170.00	\$25,160.00	\$170.00	\$25,160.00	\$100.00	\$14,800.00			
612.83514	14" DI-MJ FITTING	EA	1.000	\$1,000.00	\$1,000.00	\$2,300.00	\$2,300.00	\$15,000.00	\$15,000.00			
612.83518	18" DI-MJ FITTING	EA	2.000	\$1,500.00	\$3,000.00	\$2,600.00	\$5,200.00	\$3,000.00	\$6,000.00			
612.83524	24" DI-MJ FITTING	EA	2.000	\$2,500.00	\$5,000.00	\$3,500.00	\$7,000.00	\$6,000.00	\$12,000.00			
612.83724	24" HDPE FITTING	EA	4.000	\$1,750.00	\$7,000.00	\$1,000.00	\$4,000.00	\$750.00	\$3,000.00			
612.9514	BOARD INSULATION, 4" THICK	SY	30.000	\$36.00	\$1,080.00	\$35.00	\$1,050.00	\$4.00	\$120.00			
614.14014	4" 16-DUCT PVC CONDUIT, SCHEDULE 40, CONCRETE ENCASED	LF	1,900.000	\$205.00	\$389,500.00	\$160.00	\$304,000.00	\$135.00	\$256,500.00			
614.1403	4" 16-DUCT STEEL CONDUIT, CONCRETE ENCASED	LF	240.000	\$390.00	\$91,200.00	\$430.00	\$103,200.00	\$250.00	\$60,000.00			
614.321	2" STEEL CONDUIT	LF	64.000	\$17.00	\$1,088.00	\$20.00	\$1,280.00	\$18.50	\$1,184.00			
614.331	3" STEEL CONDUIT	LF	860.000	\$17.00	\$14,620.00	\$22.00	\$18,700.00	\$23.00	\$19,550.00			
614.3429	4 INCH 2-DUCT STEEL CONDUIT (BRIDGE)	LF	1,110.000	\$95.00	\$105,450.00	\$100.00	\$111,000.00	\$98.00	\$108,780.00			
614.512	CONCRETE PULL BOX 18"	EA	30.000	\$500.00	\$15,000.00	\$500.00	\$15,000.00	\$520.00	\$15,600.00			
614.51821	CONCRETE FIBER OPTIC SPICE VAULT 48"X48"X48"	U	10.000	\$3,500.00	\$35,000.00	\$3,600.00	\$36,000.00	\$4,000.00	\$40,000.00			
614.51823	CONCRETE FIBER OPTIC SPICE VAULT 48"X96"X48"	U	8.000	\$5,000.00	\$40,000.00	\$6,000.00	\$48,000.00	\$7,000.00	\$56,000.00			
614.5183	30" CONCRETE FIBER OPTIC MANHOLE	EA	2.000	\$2,000.00	\$4,000.00	\$1,800.00	\$3,600.00	\$1,750.00	\$3,500.00			
614.523	MOLDED PULL BOX 17"X30"	EA	80.000	\$450.00	\$36,000.00	\$450.00	\$36,000.00	\$500.00	\$40,000.00			
614.72114	2" PVC CONDUIT, SCHEDULE 40	LF	275.000	\$6.00	\$1,650.00	\$10.00	\$2,750.00	\$8.50	\$2,337.50			
614.73114	3" PVC CONDUIT, SCHEDULE 40	LF	7,100.000	\$7.50	\$53,250.00	\$9.00	\$63,900.00	\$9.50	\$67,450.00			
614.73118	3" PVC CONDUIT, SCHEDULE 80	LF	845.000	\$13.00	\$10,985.00	\$16.00	\$13,520.00	\$17.00	\$14,365.00			
614.73214	3" 2-DUCT PVC CONDUIT, SCHEDULE 40	LF	135.000	\$19.00	\$2,565.00	\$15.00	\$2,025.00	\$12.00	\$1,620.00			
614.73218	3" 2-DUCT PVC CONDUIT, SCHEDULE 80	LF	500.000	\$26.00	\$13,000.00	\$1.00	\$500.00	\$19.00	\$9,500.00			
614.74221	4" 2-DUCT HDPE CONDUIT, SDR 13.5	LF	15,400.000	\$23.00	\$354,200.00	\$21.00	\$323,400.00	\$22.50	\$346,500.00			
615.01201	TRAFFIC SIGN TYPE A, BREAKAWAY MOUNTS	SF	680.000	\$90.00	\$61,200.00	\$116.00	\$78,880.00	\$94.00	\$63,920.00			
615.014	RELOCATING TRAFFIC SIGN TYPE A	U	10.000	\$3,500.00	\$35,000.00	\$3,200.00	\$32,000.00	\$5,300.00	\$53,000.00			
615.0201	TRAFFIC SIGN TYPE B	SF	190.000	\$55.00	\$10,450.00	\$140.00	\$26,600.00	\$140.00	\$26,600.00			
615.02201	TRAFFIC SIGN TYPE B, BREAKAWAY MOUNTS	SF	140.000	\$140.00	\$19,600.00	\$167.00	\$23,380.00	\$150.00	\$21,000.00			
615.024	RELOCATING TRAFFIC SIGN TYPE B	U	41.000	\$1,200.00	\$49,200.00	\$350.00	\$14,350.00	\$300.00	\$12,300.00			
615.0301	TRAFFIC SIGN TYPE C	SF	370.000	\$41.00	\$15,170.00	\$42.50	\$15,725.00	\$70.00	\$25,900.00			
615.03201	TRAFFIC SIGN TYPE C, BREAKAWAY MOUNTS	SF	260.000	\$125.00	\$32,500.00	\$140.00	\$36,400.00	\$138.00	\$35,880.00			
615.034	RELOCATING TRAFFIC SIGN, TYPE C	U	3.000	\$150.00	\$450.00	\$115.00	\$345.00	\$85.00	\$255.00			
615.0401	TRAFFIC SIGN TYPE AA	SF	2,900.000	\$25.00	\$72,500.00	\$19.25	\$55,825.00	\$19.00	\$55,100.00			
615.0501	TRAFFIC SIGN TYPE BB	SF	200.000	\$20.00	\$4,000.00	\$19.25	\$3,850.00	\$14.50	\$2,900.00			
615.0601	TRAFFIC SIGN TYPE CC	SF	185.000	\$11.00	\$2,035.00	\$18.00	\$3,330.00	\$13.00	\$2,405.00			
615.064	RELOCATING TRAFFIC SIGN TYPE CC	U	2.000	\$175.00	\$350.00	\$65.00	\$130.00	\$37.00	\$74.00			
615.10001	FULL TRAFFIC SIGN STRUCTURE	U	1.000	\$90,000.00	\$90,000.00	\$57,000.00	\$57,000.00	\$70,000.00	\$70,000.00			
615.10002	FULL TRAFFIC SIGN STRUCTURE	U	1.000	\$75,000.00	\$75,000.00	\$37,000.00	\$37,000.00	\$53,000.00	\$53,000.00			
615.10003	FULL TRAFFIC SIGN STRUCTURE	U	1.000	\$60,000.00	\$60,000.00	\$52,000.00	\$52,000.00	\$42,000.00	\$42,000.00			
615.10004	FULL TRAFFIC SIGN STRUCTURE	U	1.000	\$120,000.00	\$120,000.00	\$100,000.00	\$100,000.00	\$124,000.00	\$124,000.00			
615.20001	CANTILEVER TRAFFIC SIGN STRUCTURE	U	1.000	\$40,000.00	\$40,000.00	\$29,000.00	\$29,000.00	\$33,000.00	\$33,000.00			
615.20002	CANTILEVER TRAFFIC SIGN STRUCTURE	U	1.000	\$40,000.00	\$40,000.00	\$29,000.00	\$29,000.00	\$33,000.00	\$33,000.00			

Item No.	Description	Unit	Quantity	PS&E		AUDLEY, R. S., INC. 1113 ROUTE 3A BOW, NH 03304-0035		MIDDLESEX CORPORATION, THE 1 SPECTACLE POND ROAD LITTLETON, MA 01460	
				Unit Price	Total	Unit Price	Total	Unit Price	Total
615.20003	CANTILEVER TRAFFIC SIGN STRUCTURE	U	1,000	\$50,000.00	\$50,000.00	\$31,000.00	\$31,000.00	\$41,000.00	\$41,000.00
615.20004	CANTILEVER TRAFFIC SIGN STRUCTURE	U	1,000	\$60,000.00	\$60,000.00	\$31,000.00	\$31,000.00	\$41,000.00	\$41,000.00
616.101	TRAFFIC SIGNALS	U	1,000	\$125,000.00	\$125,000.00	\$225,000.00	\$225,000.00	\$265,000.00	\$265,000.00
616.102	TRAFFIC SIGNALS	U	1,000	\$125,000.00	\$125,000.00	\$185,000.00	\$185,000.00	\$210,000.00	\$210,000.00
616.141	COMPUTER EQUIPMENT AND TRAFFIC SIGNAL SOFTWARE	U	1,000	\$10,000.00	\$10,000.00	\$26,000.00	\$26,000.00	\$26,000.00	\$26,000.00
616.151	TRAFFIC SIGNAL (FIBER OPTIC)	U	1,000	\$20,000.00	\$20,000.00	\$35,000.00	\$35,000.00	\$37,000.00	\$37,000.00
616.181	TRAFFIC SIGNALS (TEMP.)	U	1,000	\$25,000.00	\$25,000.00	\$22,000.00	\$22,000.00	\$25,000.00	\$25,000.00
616.182	TRAFFIC SIGNALS (TEMP.)	U	1,000	\$25,000.00	\$25,000.00	\$25,000.00	\$25,000.00	\$28,000.00	\$28,000.00
616.183	TRAFFIC SIGNALS (TEMP.)	U	1,000	\$25,000.00	\$25,000.00	\$25,000.00	\$25,000.00	\$28,000.00	\$28,000.00
616.191	ALTERATIONS TO TRAFFIC SIGNALS	U	1,000	\$8,000.00	\$8,000.00	\$10,000.00	\$10,000.00	\$12,000.00	\$12,000.00
616.192	ALTERATIONS TO TRAFFIC SIGNALS	U	1,000	\$8,000.00	\$8,000.00	\$10,000.00	\$10,000.00	\$12,000.00	\$12,000.00
616.193	ALTERATIONS TO TRAFFIC SIGNALS	U	1,000	\$8,000.00	\$8,000.00	\$10,000.00	\$10,000.00	\$12,000.00	\$12,000.00
616.194	ALTERATIONS TO TRAFFIC SIGNALS	U	1,000	\$8,000.00	\$8,000.00	\$10,000.00	\$10,000.00	\$12,000.00	\$12,000.00
616.4191	RELOCATE EMERGENCY PREEMPTION SYSTEM	U	1,000	\$15,000.00	\$15,000.00	\$10,000.00	\$10,000.00	\$10,000.00	\$10,000.00
616.95	INSTALL TRAFFIC STUDY EQUIPMENT	U	1,000	\$26,000.00	\$26,000.00	\$14,000.00	\$14,000.00	\$14,000.00	\$14,000.00
618.6	UNIFORMED OFFICERS	\$	114,000,000	\$1.00	\$114,000.00	\$1.00	\$114,000.00	\$1.00	\$114,000.00
618.61	UNIFORMED OFFICERS WITH VEHICLE	\$	1,335,000,000	\$1.00	\$1,335,000.00	\$1.00	\$1,335,000.00	\$1.00	\$1,335,000.00
616.7	FLAGGERS	HR	8,420,000	\$22.00	\$185,240.00	\$27.00	\$227,340.00	\$24.00	\$202,080.00
619.1	MAINTENANCE OF TRAFFIC	U	1,000	\$600,000.00	\$600,000.00	\$670,000.00	\$670,000.00	\$2,573,601.00	\$2,573,601.00
619.25	PORTABLE CHANGEABLE MESSAGE SIGN	U	4,000	\$3,800.00	\$15,200.00	\$16,000.00	\$64,000.00	\$15,500.00	\$62,000.00
619.253	PORTABLE CHANGEABLE MESSAGE SIGN (UNIT WEEK)	UWK	120,000	\$200.00	\$24,000.00	\$300.00	\$36,000.00	\$145.00	\$17,400.00
619.27	TRAILER-MOUNTED SPEED LIMIT SIGN	U	2,000	\$6,000.00	\$6,000.00	\$6,000.00	\$12,000.00	\$10,000.00	\$20,000.00
619.279	AUTOMATED TRAILER-MOUNTED SPEED LIMIT SIGN	U	2,000	\$5,000.00	\$10,000.00	\$10,000.00	\$20,000.00	\$11,000.00	\$22,000.00
619.63	TRUCK-MOUNTED IMPACT ATTENUATOR, TEST LEVEL 3	U	2,000	\$10,000.00	\$20,000.00	\$8,500.00	\$17,000.00	\$33,000.00	\$66,000.00
619.72	TOW VEHICLE	HR	3,200,000	\$100.00	\$320,000.00	\$67.00	\$214,400.00	\$40.00	\$128,000.00
621.1	RETROREFLECTIVE MEDIAN BARRIER DELINEATOR	EA	140,000	\$10.00	\$1,400.00	\$12.00	\$1,680.00	\$38.00	\$5,320.00
621.2	RETROREFLECTIVE BEAM GUARDRAIL DELINEATOR	EA	345,000	\$4.75	\$1,638.75	\$4.50	\$1,552.50	\$5.00	\$1,725.00
621.31	SINGLE DELINEATOR WITH POST	EA	585,000	\$30.00	\$17,550.00	\$32.00	\$18,720.00	\$33.00	\$19,305.00
621.32	DOUBLE DELINEATOR WITH POST	EA	120,000	\$35.00	\$4,200.00	\$35.00	\$4,200.00	\$36.00	\$4,320.00
621.33	SINGLE DELINEATOR DOUBLE FACED WITH POST	EA	10,000	\$40.00	\$400.00	\$40.00	\$400.00	\$41.00	\$410.00
621.61	FIBER OPTIC DELINEATOR	EA	60,000	\$100.00	\$6,000.00	\$50.00	\$3,000.00	\$62.00	\$3,720.00
622.1	STEEL WITNESS MARKERS	EA	250,000	\$28.00	\$7,000.00	\$30.00	\$7,500.00	\$30.00	\$7,500.00
622.2	CONCRETE BOUNDS	EA	60,000	\$290.50	\$17,430.00	\$225.00	\$13,500.00	\$290.00	\$17,400.00
625.2	CONCRETE LIGHT POLE BASES, TYPE B	EA	11,000	\$625.00	\$6,875.00	\$9,000.00	\$99,000.00	\$935.00	\$10,285.00
625.55140	LIGHT POLE WITH LED LUMINAIRE (40' TALL, SINGLE HEAD)	EA	11,000	\$3,000.00	\$33,000.00	\$3,250.00	\$35,750.00	\$3,200.00	\$35,200.00
628.2	SAWED BITUMINOUS PAVEMENT	LF	4,800,000	\$2.00	\$9,600.00	\$0.75	\$3,600.00	\$1.00	\$4,800.00
628.5	DIAMOND GRINDING CONCRETE PAVEMENT	SY	3,560,000	\$35.00	\$124,600.00	\$7.50	\$26,700.00	\$13.50	\$48,060.00
631.024	MODULAR GLARE SCREEN	LF	7,600,000	\$29.50	\$224,200.00	\$18.25	\$138,700.00	\$19.00	\$144,400.00
632.0104	RETROREFLECTIVE PAINT PAVE. MARKING, 4" LINE	LF	55,900,000	\$0.12	\$6,708.00	\$0.15	\$8,385.00	\$0.14	\$7,826.00
632.0106	RETROREFLECTIVE PAINT PAVE. MARKING, 6" LINE	LF	448,800,000	\$0.15	\$67,020.00	\$0.19	\$84,882.00	\$0.15	\$67,020.00
632.0112	RETROREFLECTIVE PAINT PAVE. MARKING, 12" LINE	LF	610,000	\$0.40	\$244.00	\$0.95	\$579.50	\$0.50	\$305.00
632.0118	RETROREFLECTIVE PAINT PAVE. MARKING, 18" LINE	LF	490,000	\$2.00	\$980.00	\$1.50	\$735.00	\$1.10	\$539.00
632.02	RETROREFLECTIVE PAINT PAVEMENT MARKING, SYMBOL OR WORD	SF	1,200,000	\$2.00	\$2,400.00	\$1.90	\$2,280.00	\$1.70	\$2,040.00

Item No.	Description	Unit	Quantity	PS&E			AUDLEY R. S. INC. 1113 ROUTE 3A BOW, NH 03304-4025			MIDDLESEX CORPORATION, THE 1 SPECTACLE POND ROAD LITTLETON, MA 01460		
				Unit Price	Total	Unit Price	Total	Unit Price	Total	Unit Price	Total	
632.3104	RETROREFLECT. THERMOPLAS. PAVE. MARKING, 4" LINE	LF	18,100.000	\$0.75	\$13,575.00	\$0.60	\$10,860.00	\$0.65	\$11,765.00			
632.3106	RETROREFLECT. THERMOPLAS. PAVE. MARKING, 6" LINE	LF	3,150.000	\$1.00	\$3,150.00	\$1.10	\$3,465.00	\$0.90	\$2,835.00			
632.3112	RETROREFLECT. THERMOPLAS. PAVE. MARKING, 12" LINE	LF	5,450.000	\$1.50	\$8,175.00	\$2.40	\$13,080.00	\$2.10	\$11,445.00			
632.3118	RETROREFLECT. THERMOPLAS. PAVE. MARKING, 18" LINE	LF	250.000	\$5.00	\$1,250.00	\$3.25	\$812.50	\$3.75	\$937.50			
632.32	RETROREFLECT. THERMOPLAS. PAVEMENT MARKING, SYMBOL OR WORD	SF	1,250.000	\$5.00	\$6,250.00	\$5.50	\$6,875.00	\$6.00	\$7,500.00			
632.911	OBLITERATE PAVE. MARKING LINE, 12" WIDE & UNDER	LF	85,050.000	\$0.35	\$29,767.50	\$0.45	\$38,272.50	\$0.45	\$38,272.50			
632.92	OBLITERATE PAVEMENT MARKING, SYMBOL OR WORD	SF	145.000	\$1.00	\$145.00	\$1.15	\$166.75	\$2.10	\$304.50			
641.	LOAM	CY	185.000	\$26.00	\$4,810.00	\$20.00	\$3,700.00	\$22.00	\$4,070.00			
643.22	FERTILIZER FOR REFERTILIZATION	TON	12.000	\$950.00	\$11,400.00	\$950.00	\$11,400.00	\$960.00	\$11,520.00			
644.44	SLOPE SEED TYPE 44	LB	178.000	\$10.00	\$1,780.00	\$5.00	\$890.00	\$6.00	\$1,068.00			
644.82	WET BASIN/MEADOW SEED TYPE 62	LB	36.000	\$200.00	\$7,200.00	\$180.00	\$6,480.00	\$186.00	\$6,696.00			
644.82	SALT-TOLERANT GRASS SEED, TYPE 82	LB	160.000	\$50.00	\$8,000.00	\$50.00	\$8,000.00	\$55.00	\$8,800.00			
645.0001	TURBIDITY BARRIER	LF	1,800.000	\$20.00	\$36,000.00	\$10.00	\$18,000.00	\$9.00	\$16,200.00			
645.119	MULCH WITH TACKIFIERS	A	48.000	\$1,000.00	\$48,000.00	\$900.00	\$43,200.00	\$910.00	\$43,680.00			
645.3	EROSION STONE	TON	15,000.000	\$22.00	\$330,000.00	\$15.00	\$225,000.00	\$16.00	\$240,000.00			
645.44	TEMPORARY SLOPE STABILIZATION TYPE D (WILDLIFE FRIENDLY)	SY	48,300.000	\$1.25	\$60,375.00	\$1.45	\$70,035.00	\$1.75	\$84,525.00			
645.46	PERMANENT CHANNEL STABILIZATION TYPE B	SY	12,650.000	\$3.00	\$37,950.00	\$4.25	\$53,762.50	\$4.50	\$56,925.00			
645.48	EROSION CONTROL MIX	CY	3,000.000	\$20.00	\$60,000.00	\$15.00	\$45,000.00	\$2.00	\$6,000.00			
645.481	WOOD CHIPS FOR TEMPORARY EROSION CONTROL	CY	2,500.000	\$20.00	\$50,000.00	\$6.00	\$15,000.00	\$4.25	\$10,625.00			
645.482	STUMP GRINDINGS FOR TEMPORARY EROSION CONTROL	CY	7,000.000	\$20.00	\$140,000.00	\$8.00	\$56,000.00	\$11.00	\$77,000.00			
645.51	HAY BALES FOR TEMPORARY EROSION CONTROL	EA	1,000.000	\$8.00	\$8,000.00	\$5.00	\$5,000.00	\$9.00	\$9,000.00			
645.512	COMPOST SOCK FOR PERIMETER BERM	LF	5,000.000	\$3.75	\$18,750.00	\$4.00	\$20,000.00	\$4.00	\$20,000.00			
645.52	RYEGRASS FOR TEMPORARY EROSION CONTROL	LB	1,600.000	\$2.00	\$3,200.00	\$3.50	\$5,250.00	\$4.00	\$6,400.00			
645.531	SILT FENCE	LF	30,870.000	\$3.00	\$92,610.00	\$3.50	\$108,045.00	\$3.00	\$92,610.00			
645.611	BONDED FIBER MATRIX (BFM)	LB	168,000.000	\$1.50	\$252,000.00	\$1.30	\$219,700.00	\$1.30	\$219,700.00			
645.612	FIBER REINFORCED MATRIX (FRM)	LB	17,000.000	\$1.50	\$25,500.00	\$2.50	\$42,500.00	\$1.55	\$26,350.00			
645.7	STORM WATER POLLUTION PREVENTION PLAN	U	1.000	\$40,000.00	\$40,000.00	\$50,000.00	\$50,000.00	\$65,000.00	\$65,000.00			
645.71	MONITORING SWPPP AND EROSION AND SEDIMENT CONTROLS	HR	3,750.000	\$50.00	\$187,500.00	\$56.00	\$210,000.00	\$57.00	\$213,750.00			
645.81	STORM WATER REMOVAL - TRUCKING	HR	100.000	\$100.00	\$10,000.00	\$100.00	\$10,000.00	\$125.00	\$12,500.00			
645.8103	EROSION CONTROL - PUMP (300 GAL/MIN DISCHARGE CAPACITY)	UWK	150.000	\$1,000.00	\$150,000.00	\$400.00	\$60,000.00	\$500.00	\$75,000.00			
645.8105	EROSION CONTROL - PUMP (500 GAL/MIN DISCHARGE CAPACITY)	UWK	200.000	\$1,200.00	\$240,000.00	\$700.00	\$140,000.00	\$500.00	\$100,000.00			
645.8110	EROSION CONTROL - PUMP (1000 GAL/MIN DISCHARGE CAPACITY)	UWK	200.000	\$1,500.00	\$300,000.00	\$900.00	\$180,000.00	\$510.00	\$102,000.00			
645.8203	EROSION CONTROL - PUMP (300 GAL/MIN DISCHARGE CAPACITY)	U	2.000	\$75,000.00	\$150,000.00	\$35,000.00	\$70,000.00	\$17,000.00	\$34,000.00			
645.8205	EROSION CONTROL - PUMP (500 GAL/MIN DISCHARGE CAPACITY)	U	2.000	\$90,000.00	\$180,000.00	\$50,000.00	\$100,000.00	\$19,000.00	\$38,000.00			
645.8210	EROSION CONTROL - PUMP (1000 GAL/MIN DISCHARGE CAPACITY)	U	3.000	\$120,000.00	\$360,000.00	\$60,000.00	\$180,000.00	\$26,000.00	\$78,000.00			
645.85	FLOCCULANT TREATMENT SYSTEM	MON	79.000	\$11,000.00	\$869,000.00	\$2,700.00	\$213,300.00	\$3,200.00	\$252,800.00			
645.851	WATER QUALITY MONITORING FOR CONSTRUCTION STORMWATER	HR	900.000	\$67.00	\$60,300.00	\$55.00	\$49,500.00	\$57.00	\$51,300.00			

Item No.	Description	Unit	Quantity	PS&E		AUDLEY, R. S., INC. 1113 ROUTE 3A BOW, NH 03304-0025		MIDDLESEX CORPORATION, THE 1 SPECTACLE POND ROAD LITTLETON, MA 01460	
				Unit Price	Total	Unit Price	Total	Unit Price	Total
645.852	FLOCCULANT TREATMENT SYSTEM OPERATION	HR	1,350.000	\$80.00	\$108,000.00	\$20.00	\$27,000.00	\$60.00	\$81,000.00
646.2	TURE ESTABLISHMENT WITHOUT MULCH	A	58.000	\$1,500.00	\$84,000.00	\$1,100.00	\$61,600.00	\$1,100.00	\$61,600.00
647.1	HUMIUS	CY	28,300.000	\$15.00	\$424,500.00	\$17.00	\$481,100.00	\$11.00	\$311,300.00
647.29	WETLAND HUMIUS	CY	1,100.000	\$20.00	\$22,000.00	\$17.00	\$18,700.00	\$2.75	\$3,025.00
670.02	SEDIMENT SUMP MEASURING BLOCK	EA	7.000	\$330.00	\$2,310.00	\$300.00	\$2,100.00	\$700.00	\$4,900.00
670.04501	CONSTRUCT AND REMOVE DIVERSION	U	1.000	\$217,400.00	\$217,400.00	\$220,000.00	\$220,000.00	\$230,000.00	\$230,000.00
670.04502	CONSTRUCT AND REMOVE DIVERSION	U	1.000	\$12,700.00	\$12,700.00	\$18,000.00	\$18,000.00	\$5,900.00	\$5,900.00
670.04503	CONSTRUCT AND REMOVE DIVERSION	U	1.000	\$63,100.00	\$63,100.00	\$68,000.00	\$68,000.00	\$130,000.00	\$130,000.00
670.04504	CONSTRUCT AND REMOVE DIVERSION	U	1.000	\$134,700.00	\$134,700.00	\$165,000.00	\$165,000.00	\$140,000.00	\$140,000.00
670.04505	CONSTRUCT AND REMOVE DIVERSION	U	1.000	\$191,600.00	\$191,600.00	\$185,000.00	\$185,000.00	\$82,000.00	\$82,000.00
670.04506	CONSTRUCT AND REMOVE DIVERSION	U	1.000	\$12,200.00	\$12,200.00	\$21,000.00	\$21,000.00	\$19,500.00	\$19,500.00
670.04507	CONSTRUCT AND REMOVE DIVERSION	U	1.000	\$13,400.00	\$13,400.00	\$23,500.00	\$23,500.00	\$21,000.00	\$21,000.00
670.04508	CONSTRUCT AND REMOVE DIVERSION	U	1.000	\$116,300.00	\$116,300.00	\$125,000.00	\$125,000.00	\$96,000.00	\$96,000.00
670.04509	CONSTRUCT AND REMOVE DIVERSION	U	1.000	\$13,400.00	\$13,400.00	\$24,000.00	\$24,000.00	\$20,000.00	\$20,000.00
670.04510	CONSTRUCT AND REMOVE DIVERSION	U	1.000	\$119,400.00	\$119,400.00	\$130,000.00	\$130,000.00	\$70,000.00	\$70,000.00
670.04601	CONSTRUCT AND REMOVE TEMPORARY WIDENING	U	1.000	\$34,650.00	\$34,650.00	\$40,000.00	\$40,000.00	\$36,000.00	\$36,000.00
670.04602	CONSTRUCT AND REMOVE TEMPORARY WIDENING	U	1.000	\$34,950.00	\$34,950.00	\$40,000.00	\$40,000.00	\$32,400.00	\$32,400.00
670.04603	CONSTRUCT AND REMOVE TEMPORARY WIDENING	U	1.000	\$34,850.00	\$34,850.00	\$40,000.00	\$40,000.00	\$29,000.00	\$29,000.00
670.04604	CONSTRUCT AND REMOVE TEMPORARY WIDENING	U	1.000	\$11,600.00	\$11,600.00	\$17,000.00	\$17,000.00	\$12,000.00	\$12,000.00
670.04605	CONSTRUCT AND REMOVE TEMPORARY WIDENING	U	1.000	\$30,500.00	\$30,500.00	\$38,000.00	\$38,000.00	\$30,000.00	\$30,000.00
670.04606	CONSTRUCT AND REMOVE TEMPORARY WIDENING	U	1.000	\$5,650.00	\$5,650.00	\$9,500.00	\$9,500.00	\$5,900.00	\$5,900.00
670.04607	CONSTRUCT AND REMOVE TEMPORARY WIDENING	U	1.000	\$7,750.00	\$7,750.00	\$10,500.00	\$10,500.00	\$11,400.00	\$11,400.00
670.04608	CONSTRUCT AND REMOVE TEMPORARY WIDENING	U	1.000	\$4,000.00	\$4,000.00	\$10,500.00	\$10,500.00	\$2,600.00	\$2,600.00
670.04609	CONSTRUCT AND REMOVE TEMPORARY WIDENING	U	1.000	\$35,700.00	\$35,700.00	\$46,000.00	\$46,000.00	\$22,000.00	\$22,000.00
670.04610	CONSTRUCT AND REMOVE TEMPORARY WIDENING	U	1.000	\$59,000.00	\$59,000.00	\$68,000.00	\$68,000.00	\$70,000.00	\$70,000.00
670.04611	CONSTRUCT AND REMOVE TEMPORARY WIDENING	U	1.000	\$2,450.00	\$2,450.00	\$4,800.00	\$4,800.00	\$2,500.00	\$2,500.00
670.04612	CONSTRUCT AND REMOVE TEMPORARY WIDENING	U	1.000	\$47,850.00	\$47,850.00	\$64,000.00	\$64,000.00	\$27,000.00	\$27,000.00
670.04613	CONSTRUCT AND REMOVE TEMPORARY WIDENING	U	1.000	\$16,600.00	\$16,600.00	\$24,000.00	\$24,000.00	\$20,000.00	\$20,000.00
670.04614	CONSTRUCT AND REMOVE TEMPORARY WIDENING	U	1.000	\$37,200.00	\$37,200.00	\$49,000.00	\$49,000.00	\$26,000.00	\$26,000.00
670.04615	CONSTRUCT AND REMOVE TEMPORARY WIDENING	U	1.000	\$17,250.00	\$17,250.00	\$24,000.00	\$24,000.00	\$13,000.00	\$13,000.00
670.04616	CONSTRUCT AND REMOVE TEMPORARY WIDENING	U	1.000	\$1,850.00	\$1,850.00	\$4,500.00	\$4,500.00	\$2,800.00	\$2,800.00
670.04617	CONSTRUCT AND REMOVE TEMPORARY WIDENING	U	1.000	\$2,350.00	\$2,350.00	\$7,200.00	\$7,200.00	\$29,000.00	\$29,000.00
670.04618	CONSTRUCT AND REMOVE TEMPORARY WIDENING	U	1.000	\$8,300.00	\$8,300.00	\$15,000.00	\$15,000.00	\$8,200.00	\$8,200.00
670.04619	CONSTRUCT AND REMOVE TEMPORARY WIDENING	U	1.000	\$30,650.00	\$30,650.00	\$42,000.00	\$42,000.00	\$33,000.00	\$33,000.00
670.04620	CONSTRUCT AND REMOVE TEMPORARY WIDENING	U	1.000	\$26,700.00	\$26,700.00	\$31,000.00	\$31,000.00	\$19,000.00	\$19,000.00
670.066	MAILBOX SUPPORT ASSEMBLIES	EA	6.000	\$175.00	\$1,050.00	\$200.00	\$1,200.00	\$110.00	\$660.00
670.104	TEMPORARY PORTABLE LIGHTING	U	15.000	\$10,000.00	\$150,000.00	\$7,500.00	\$112,500.00	\$12,000.00	\$180,000.00
670.1611	DISCHARGE PERMIT FOR TREATED CONTAMINATED WATER	U	1.000	\$5,000.00	\$5,000.00	\$3,500.00	\$3,500.00	\$3,000.00	\$3,000.00
670.313	PIPE CLEAN OUT AND DEBRIS REMOVAL	U	1.000	\$10,000.00	\$10,000.00	\$6,000.00	\$6,000.00	\$2,500.00	\$2,500.00
670.321	SENSITIVE AREA MITIGATION	U	1.000	\$4,583.00	\$4,583.00	\$5,000.00	\$5,000.00	\$6,000.00	\$6,000.00
670.822	GNSS CONSTRUCTION INSPECTION EQUIPMENT	U	1.000	\$30,000.00	\$30,000.00	\$17,000.00	\$17,000.00	\$75,000.00	\$75,000.00
670.95	TEMPORARY SAFETY FENCE	LF	1,000.000	\$4.50	\$4,500.00	\$4.00	\$4,000.00	\$3.25	\$3,250.00
671.803	3-INCH PVC CONDUIT, SCHEDULE 80, DIRECTIONAL BORE	LF	380.000	\$52.00	\$19,760.00	\$50.00	\$19,000.00	\$63.00	\$23,940.00
671.81089	TEMPORARY 8" HDPE DRAINAGE PIPE, DIRECTIONAL BORE	LF	100.000	\$80.00	\$8,000.00	\$80.00	\$8,000.00	\$95.00	\$9,500.00
671.82904	4" 16-DUCT HDPE CONDUIT (DIRECTIONAL DRILL)	LF	250.000	\$2,000.00	\$500,000.00	\$1,200.00	\$300,000.00	\$2,000.00	\$500,000.00

Item No.	Description	Unit	Quantity	PS&E		AUDLEY, R. S., INC. 1113 ROUTE 3A BOW, NH 03304-4025		MIDDLESEX CORPORATION, THE 1 SPECTACLE POND ROAD LITTLETON, MA 01460	
				Unit Price	Total	Unit Price	Total	Unit Price	Total
677.317	RELOCATE WIRELESS COMMUNICATIONS EQUIPMENT	U	1.000	\$20,000.00	\$20,000.00	\$12,500.00	\$12,500.00	\$13,500.00	\$13,500.00
677.41001	CLOSED CIRCUIT TELEVISION (CCTV) SYSTEM FOUNDATION	U	1.000	\$30,000.00	\$30,000.00	\$25,000.00	\$25,000.00	\$3,000.00	\$3,000.00
677.41002	CLOSED CIRCUIT TELEVISION (CCTV) SYSTEM FOUNDATION	U	1.000	\$30,000.00	\$30,000.00	\$30,000.00	\$30,000.00	\$3,000.00	\$3,000.00
677.4101	CCTV SYSTEM	U	1.000	\$85,000.00	\$85,000.00	\$65,000.00	\$65,000.00	\$69,000.00	\$69,000.00
677.417	RELOCATE CLOSED CIRCUIT TELEVISION (CCTV) SYSTEM	U	1.000	\$85,000.00	\$85,000.00	\$18,000.00	\$18,000.00	\$18,000.00	\$18,000.00
677.4217	RELOCATE NON-INVASIVE SENSOR EQUIPMENT	U	1.000	\$20,000.00	\$20,000.00	\$8,500.00	\$8,500.00	\$8,750.00	\$8,750.00
677.4301	VARIABLE SPEED LIMIT SIGN SYSTEM	U	1.000	\$60,000.00	\$60,000.00	\$50,000.00	\$50,000.00	\$50,000.00	\$50,000.00
677.4302	VARIABLE SPEED LIMIT SIGN SYSTEM	U	1.000	\$60,000.00	\$60,000.00	\$50,000.00	\$50,000.00	\$50,000.00	\$50,000.00
677.51012	12-STRAND SINGLE MODE FIBER OPTIC CABLE	LF	1,900.000	\$4.50	\$8,550.00	\$2.00	\$3,800.00	\$2.10	\$3,990.00
677.51024	24-STRAND SINGLE MODE FIBER OPTIC CABLE	LF	350.000	\$5.50	\$1,925.00	\$2.00	\$700.00	\$2.10	\$735.00
677.51072	72-STRAND SINGLE MODE FIBER OPTIC CABLE	LF	3,800.000	\$7.00	\$26,600.00	\$3.00	\$11,400.00	\$3.50	\$13,300.00
677.51288	288-STRAND SINGLE MODE FIBER OPTIC CABLE	LF	12,650.000	\$8.00	\$101,200.00	\$8.00	\$101,200.00	\$8.00	\$101,200.00
677.53	FIBER OPTIC SPLICE	EA	386.000	\$125.00	\$48,750.00	\$50.00	\$19,300.00	\$52.00	\$19,032.00
677.54101	GROUND MOUNTED ITS EQUIPMENT CABINET	U	1.000	\$15,000.00	\$15,000.00	\$12,000.00	\$12,000.00	\$12,000.00	\$12,000.00
677.54102	GROUND MOUNTED ITS EQUIPMENT CABINET	U	1.000	\$15,000.00	\$15,000.00	\$12,000.00	\$12,000.00	\$12,000.00	\$12,000.00
677.54103	GROUND MOUNTED ITS EQUIPMENT CABINET	U	1.000	\$15,000.00	\$15,000.00	\$12,500.00	\$12,500.00	\$12,000.00	\$12,000.00
677.54104	GROUND MOUNTED ITS EQUIPMENT CABINET	U	1.000	\$15,000.00	\$15,000.00	\$12,500.00	\$12,500.00	\$12,000.00	\$12,000.00
677.561	FIBER OPTIC PATCH PANEL (12-POSITION)	EA	4.000	\$1,000.00	\$4,000.00	\$1,000.00	\$4,000.00	\$1,000.00	\$4,000.00
677.5821	100 MBPS FIBER ETHERNET SWITCH	EA	4.000	\$5,000.00	\$20,000.00	\$4,750.00	\$19,000.00	\$4,700.00	\$18,800.00
677.5822	1 GBPS FIBER ETHERNET SWITCH	EA	1.000	\$6,000.00	\$6,000.00	\$5,000.00	\$5,000.00	\$5,000.00	\$5,000.00
677.6301	METER AND DISCONNECT PEDESTAL	U	1.000	\$2,600.00	\$2,600.00	\$3,000.00	\$3,000.00	\$3,200.00	\$3,200.00
677.6302	METER AND DISCONNECT PEDESTAL	U	1.000	\$2,600.00	\$2,600.00	\$2,600.00	\$2,600.00	\$4,300.00	\$4,300.00
677.6303	METER AND DISCONNECT PEDESTAL	U	1.000	\$2,600.00	\$2,600.00	\$3,000.00	\$3,000.00	\$3,200.00	\$3,200.00
677.6304	METER AND DISCONNECT PEDESTAL	U	1.000	\$2,600.00	\$2,600.00	\$4,000.00	\$4,000.00	\$4,300.00	\$4,300.00
677.6305	METER AND DISCONNECT PEDESTAL	U	1.000	\$2,600.00	\$2,600.00	\$4,000.00	\$4,000.00	\$3,200.00	\$3,200.00
677.6306	METER AND DISCONNECT PEDESTAL	U	1.000	\$2,600.00	\$2,600.00	\$4,000.00	\$4,000.00	\$4,300.00	\$4,300.00
677.6307	METER AND DISCONNECT PEDESTAL	U	1.000	\$2,600.00	\$2,600.00	\$4,000.00	\$4,000.00	\$4,300.00	\$4,300.00
677.64	UNINTERRUPTIBLE POWER SUPPLY (UPS)	EA	4.000	\$10,000.00	\$40,000.00	\$4,000.00	\$16,000.00	\$5,500.00	\$22,000.00
677.9300	3-CONDUCTOR #00 AWG CABLE	LF	880.000	\$12.00	\$10,560.00	\$11.00	\$9,680.00	\$11.50	\$10,120.00
677.9301	3-CONDUCTOR #0 AWG CABLE	LF	1,650.000	\$10.00	\$16,500.00	\$10.00	\$16,500.00	\$10.50	\$17,325.00
677.9304	3-CONDUCTOR #4 AWG CABLE	LF	250.000	\$10.00	\$2,500.00	\$8.00	\$2,000.00	\$8.40	\$2,100.00
677.9306	3-CONDUCTOR #8 AWG CABLE	LF	160.000	\$8.00	\$1,280.00	\$8.00	\$1,280.00	\$8.40	\$1,344.00
677.9308	3-CONDUCTOR #8 AWG CABLE	LF	290.000	\$6.00	\$1,740.00	\$2.50	\$725.00	\$3.00	\$870.00
677.9314	3-CONDUCTOR #14 AWG CABLE	LF	175.000	\$6.00	\$1,050.00	\$2.50	\$437.50	\$3.00	\$525.00
692.	MOBILIZATION	U	1.000	\$3,610,816.10	\$3,610,816.10	\$3,800,000.00	\$3,800,000.00	\$5,500,000.00	\$5,500,000.00
693.	ON-THE-JOB TRAINING OF UNSKILLED WORKERS	\$	2,400.000	\$1.00	\$2,400.00	\$1.00	\$2,400.00	\$1.00	\$2,400.00
697.11	INVASIVE SPECIES CONTROL AND MANAGEMENT PLAN	U	1.000	\$6,000.00	\$6,000.00	\$3,000.00	\$3,000.00	\$1,300.00	\$1,300.00
697.31	PROJECT OPERATIONS PLAN	U	1.000	\$10,000.00	\$10,000.00	\$2,500.00	\$2,500.00	\$10,000.00	\$10,000.00
697.41	CRITICAL PATH METHOD (CPM) ELECTRONIC SCHEDULE	U	1.000	\$36,000.00	\$36,000.00	\$1,000.00	\$1,000.00	\$25,000.00	\$25,000.00
698.11	FIELD OFFICE TYPE A	MON	45.000	\$2,500.00	\$112,500.00	\$3,200.00	\$144,000.00	\$3,200.00	\$144,000.00
698.2	PHYSICAL TESTING LABORATORY	MON	45.000	\$1,000.00	\$45,000.00	\$800.00	\$36,000.00	\$1,000.00	\$45,000.00
699.	MISCELLANEOUS TEMPORARY EROSION AND SEDIMENT CONTROL	\$	600,000.000	\$1.00	\$600,000.00	\$1.00	\$600,000.00	\$1.00	\$600,000.00
814.1	TEMPORARY UTILITY SUPPORT	U	1.000	\$75,000.00	\$75,000.00	\$2,500.00	\$2,500.00	\$10,000.00	\$10,000.00

Item No.	Description	Unit	Quantity	PS&E		AUDLEY, R. S., INC. 1113 ROUTE 3A BOW, NH 03304-4025		MIDDLESEX CORPORATION, THE 1 SPECTACLE POND ROAD LITTLETON, MA 01460	
				Unit Price	Total	Unit Price	Total	Unit Price	Total
1008.8	ALTERATIONS AND ADDITIONS AS NEEDED - DRINKING WATER RESOURCE PROTECTIO	\$	25,000,000	\$1.00	\$25,000,000	\$1.00	\$25,000,000	\$1.00	\$25,000,000
1008.8	ALTERATIONS AND ADDITIONS AS NEEDED - WINTER MAINTENANCE	\$	25,000,000	\$1.00	\$25,000,000	\$1.00	\$25,000,000	\$1.00	\$25,000,000
1008.211	TREATMENT OR DISPOSAL OF CONTAMINATED GROUNDWATER	\$	100,000,000	\$1.00	\$100,000,000	\$1.00	\$100,000,000	\$1.00	\$100,000,000
1010.15	FUEL ADJUSTMENT	\$	250,000,000	\$1.00	\$250,000,000	\$1.00	\$250,000,000	\$1.00	\$250,000,000
1010.2	ASPHALT CEMENT ADJUSTMENT	\$	100,000,000	\$1.00	\$100,000,000	\$1.00	\$100,000,000	\$1.00	\$100,000,000
1010.3	QUALITY CONTROL QUALITY ASSURANCE (QC/QA) ASPHALT	\$	312,800,000	\$1.00	\$312,800,000	\$1.00	\$312,800,000	\$1.00	\$312,800,000
1010.41	QUALITY CONTROL QUALITY ASSURANCE (QC/QA) FOR CONCRETE	\$	7,297,500	\$1.00	\$7,297,500	\$1.00	\$7,297,500	\$1.00	\$7,297,500
1010.42	QUALITY CONTROL QUALITY ASSURANCE (QC/QA) FOR CONCRETE	\$	7,047,500	\$1.00	\$7,047,500	\$1.00	\$7,047,500	\$1.00	\$7,047,500
1010.43	QUALITY CONTROL QUALITY ASSURANCE (QC/QA) FOR CONCRETE	\$	19,245,000	\$1.00	\$19,245,000	\$1.00	\$19,245,000	\$1.00	\$19,245,000
1010.44	QUALITY CONTROL QUALITY ASSURANCE (QC/QA) FOR CONCRETE	\$	16,517,500	\$1.00	\$16,517,500	\$1.00	\$16,517,500	\$1.00	\$16,517,500
1010.45	QUALITY CONTROL QUALITY ASSURANCE (QC/QA) FOR CONCRETE	\$	52,205,000	\$1.00	\$52,205,000	\$1.00	\$52,205,000	\$1.00	\$52,205,000
1010.46	QUALITY CONTROL QUALITY ASSURANCE (QC/QA) FOR CONCRETE	\$	20,747,500	\$1.00	\$20,747,500	\$1.00	\$20,747,500	\$1.00	\$20,747,500

Totals: \$67,938,067.57 \$62,296,391.29 \$68,700,877.40

Item No.	Description	Unit	Quantity	PS&E		WEAVER BROS. CONST. CO., INC. 1629 RTE 3A BOW, NH 03304	
				Unit Price	Total	Unit Price	Total
201.01	CLEARING (F)	A	1,660	\$3,500.00	\$5,810.00	\$3,000.00	\$4,980.00
201.1	CLEARING AND GRUBBING (F)	A	24,080	\$5,000.00	\$120,400.00	\$6,100.00	\$146,888.00
201.6	CLEARING FOR FENCE LINES (F)	A	.270	\$3,000.00	\$810.00	\$35,000.00	\$9,450.00
201.712	SELECTIVE CLEARING AND THINNING	SY	1,650,000	\$4.25	\$7,012.50	\$2.00	\$3,300.00
201.881	INVASIVE SPECIES CONTROL TYPE I	SY	122,400,000	\$1.50	\$183,600.00	\$0.50	\$61,200.00
201.882	INVASIVE SPECIES CONTROL TYPE II	SY	46,600,000	\$1.50	\$69,900.00	\$2.50	\$116,500.00
202.201	DEMOLISHING BUILDINGS	U	1,000	\$5,000.00	\$5,000.00	\$10,000.00	\$10,000.00
202.202	DEMOLISHING BUILDINGS	U	1,000	\$20,000.00	\$20,000.00	\$20,000.00	\$20,000.00
202.203	DEMOLISHING BUILDINGS	U	1,000	\$25,000.00	\$25,000.00	\$20,000.00	\$20,000.00
202.301	BUILDING ASBESTOS ABATEMENT	U	1,000	\$6,550.00	\$6,550.00	\$4,000.00	\$4,000.00
202.302	BUILDING ASBESTOS ABATEMENT	U	1,000	\$18,280.00	\$18,280.00	\$4,400.00	\$4,400.00
202.303	BUILDING ASBESTOS ABATEMENT	U	1,000	\$5,550.00	\$5,550.00	\$3,300.00	\$3,300.00
202.31	FILL ABANDONED PIPE	CY	390,000	\$160.00	\$62,400.00	\$275.00	\$107,250.00
202.32	FILL AND ABANDON STRUCTURE	CY	105,000	\$150.00	\$15,750.00	\$175.00	\$18,375.00
202.41	REMOVAL OF EXISTING PIPE 0-24" DIAMETER	LF	5,600,000	\$10.00	\$56,000.00	\$10.00	\$56,000.00
202.42	REMOVAL OF EXISTING PIPE OVER 24" DIAMETER	LF	400,000	\$14.00	\$5,600.00	\$28.00	\$11,200.00
202.5	REMOVAL OF CATCH BASINS, DROP INLETS, AND MANHOLES	EA	92,000	\$250.00	\$23,000.00	\$156.50	\$14,398.00
202.6	CURB REMOVAL FOR SALVAGE	LF	22,400,000	\$4.00	\$89,600.00	\$3.40	\$76,160.00
202.7	REMOVAL OF GUARDRAIL	LF	21,200,000	\$1.50	\$31,800.00	\$1.15	\$24,380.00
202.8	REMOVAL OF FENCE	LF	7,850,000	\$4.00	\$31,400.00	\$8.90	\$69,080.00
202.843	REMOVAL OF LIGHT POLE	U	14,000	\$500.00	\$7,000.00	\$455.00	\$6,370.00
203.1	COMMON EXCAVATION	CY	320,700,000	\$5.00	\$1,603,500.00	\$8.25	\$2,645,775.00
203.2	ROCK EXCAVATION	CY	65,800,000	\$15.00	\$987,000.00	\$23.25	\$1,529,850.00
203.37	SEGREGATING AND REHANDLING NON-CONTAMINATED SOILS	CY	2,750,000	\$7.00	\$19,250.00	\$8.50	\$23,375.00
203.4	MUCK EXCAVATION	CY	8,950,000	\$10.00	\$89,500.00	\$9.60	\$85,920.00
203.53	LOW PERMEABILITY FILL (F)	CY	11,963,000	\$13.00	\$155,519.00	\$14.35	\$171,669.05
203.5525	PORTABLE CHANGEABLE MESSAGE SIGN PLATFORM	U	4,000	\$950.00	\$3,800.00	\$810.00	\$3,240.00
203.5554	GUARDRAIL EAGRT PLATFORM, TL 3	U	1,000	\$1,100.00	\$1,100.00	\$1,100.00	\$1,100.00
203.55542	GUARDRAIL EAGRT OFFSET PLATFORM ALTERNATE, TL 3	U	4,000	\$1,100.00	\$4,400.00	\$1,100.00	\$4,400.00
203.55543	GUARDRAIL EAGRT OFFSET PLATFORM, TL 3	U	26,000	\$980.00	\$25,480.00	\$1,100.00	\$28,600.00
203.55555	GUARDRAIL EAGRT OFFSET PLATFORM, TL 2 - 25'	U	1,000	\$900.00	\$900.00	\$1,025.00	\$1,025.00
203.6	EMBANKMENT-IN-PLACE (F)	CY	363,384,000	\$5.00	\$1,816,920.00	\$7.50	\$2,725,380.00
203.62	EMBANKMENT-IN-PLACE, REPLACEMENT MATERIAL	CY	4,750,000	\$6.50	\$30,875.00	\$7.50	\$35,625.00
203.661	GRAVEL BACKFILL FOR MUCK AND UNSUITABLE MATERIAL EXCAVATION	CY	2,300,000	\$15.00	\$34,500.00	\$17.55	\$40,365.00
203.662	ROCK AND GRAVEL BACKFILL FOR MUCK AND UNSUITABLE MATERIAL EXCAVATION	CY	2,200,000	\$15.00	\$33,000.00	\$17.55	\$38,610.00
203.7	REHANDLING SURCHARGE MATERIAL	CY	2,900,000	\$12.00	\$34,800.00	\$10.00	\$29,000.00
203.81	PRESPLITTING HOLES	LF	2,900,000	\$9.00	\$26,100.00	\$11.00	\$31,900.00
203.82	EXTRA DRILLED HOLES WITHOUT EXPLOSIVES	LF	580,000	\$3.00	\$1,740.00	\$1.10	\$638.00
203.91	ROCK SCALING - HAND METHOD	HR	200,000	\$250.00	\$50,000.00	\$625.00	\$125,000.00
203.92	ROCK SCALING - MACHINE METHOD	HR	150,000	\$500.00	\$75,000.00	\$400.00	\$60,000.00
203.93	HYDROGEOLOGIST	U	1,000	\$10,000.00	\$10,000.00	\$22,000.00	\$22,000.00

Items

Item No.	Description	Unit	Quantity	PS&E		WEAVER BROS. CONST. CO., INC. 1829 RTE 3A BOW, NH 03304	
				Unit Price	Total	Unit Price	Total
203.941	BASELINE GROUNDWATER SAMPLING EVENT	EA	180.000	\$200.00	\$36,000.00	\$170.00	\$30,600.00
203.942	EXTENDED GROUNDWATER SAMPLING EVENT	EA	12.000	\$800.00	\$9,600.00	\$820.00	\$9,840.00
206.1	COMMON STRUCTURE EXCAVATION	CY	4,950.000	\$15.00	\$74,250.00	\$18.00	\$89,100.00
206.19	COMMON STRUCTURE EXCAVATION EXPLORATORY	CY	210.000	\$40.00	\$8,400.00	\$85.00	\$17,850.00
206.2	ROCK STRUCTURE EXCAVATION	CY	10,900.000	\$47.00	\$512,300.00	\$67.75	\$738,475.00
207.3	UNCLASSIFIED CHANNEL EXCAVATION	CY	7,600.000	\$15.00	\$114,000.00	\$23.30	\$177,080.00
209.1	GRANULAR BACKFILL	CY	470.000	\$23.00	\$10,810.00	\$35.20	\$16,544.00
209.201	GRANULAR BACKFILL (BRIDGE) (F)	CY	2,808.000	\$25.00	\$70,200.00	\$47.75	\$134,082.00
209.5	GRANULAR BACKFILL FOR MSE WALLS	CY	22,357.000	\$25.00	\$558,925.00	\$33.50	\$748,959.50
214.	FINE GRADING	U	1.000	\$370,000.00	\$370,000.00	\$700,000.00	\$700,000.00
214.3	FINE GRADING EARTH BERMS IN ROCKGUTS	LF	350.000	\$10.00	\$3,500.00	\$12.25	\$4,287.50
224.1	HORIZONTAL DRAINS IN ROCK	LF	2,100.000	\$4.00	\$8,400.00	\$2.20	\$4,620.00
225.2	PRESTRESSED ROCK BOLTS	LF	300.000	\$170.00	\$51,000.00	\$88.00	\$26,400.00
225.3	ROCK DOWELS (UNTENSIONED ROCK BOLT)	LF	300.000	\$140.00	\$42,000.00	\$82.50	\$24,750.00
304.1	SAND (F)	CY	105,309.000	\$17.00	\$1,790,253.00	\$25.85	\$2,722,237.65
304.101	SAND	CY	2,000.000	\$17.00	\$34,000.00	\$25.85	\$51,700.00
304.11	SAND FOR SHIM	CY	1,700.000	\$17.00	\$28,900.00	\$29.00	\$49,300.00
304.2	GRAVEL (F)	CY	538.000	\$21.00	\$11,298.00	\$30.50	\$16,409.00
304.3	CRUSHED GRAVEL (F)	CY	155.000	\$25.00	\$3,875.00	\$33.00	\$5,115.00
304.32	CRUSHED GRAVEL FOR SHOULDER LEVELING	TON	125.000	\$25.00	\$3,125.00	\$38.15	\$4,768.75
304.35	CRUSHED GRAVEL FOR DRIVES	CY	765.000	\$21.00	\$16,065.00	\$38.75	\$29,643.75
304.4	CRUSHED STONE (FINE GRADATION) (F)	CY	63,243.000	\$20.00	\$1,264,860.00	\$26.65	\$1,685,425.95
304.41	CRUSHED STONE (FINE GRADATION) FOR SHIM	CY	5,900.000	\$22.00	\$129,800.00	\$29.00	\$171,100.00
304.5	CRUSHED STONE (COARSE GRADATION) (F)	CY	36,797.000	\$18.00	\$662,346.00	\$26.65	\$980,640.05
304.51	CRUSHED STONE (COARSE GRADATION) FOR SHIM	CY	1,900.000	\$20.00	\$38,000.00	\$29.00	\$55,100.00
315.5	CRUSHED STONE (ENERGY ABSORBING MATERIAL)	CY	1,900.000	\$26.00	\$49,400.00	\$37.90	\$72,010.00
403.11	HOT BITUMINOUS PAVEMENT, MACHINE METHOD	TON	2,030.000	\$62.00	\$125,860.00	\$61.50	\$124,845.00
403.11001	HOT BITUMINOUS PAVEMENT, MACHINE METHOD (QC/QA TIER 1)	TON	103,400.000	\$57.00	\$5,893,800.00	\$55.50	\$5,738,700.00
403.11002	HOT BITUMINOUS PAVEMENT, MACHINE METHOD (QC/QA TIER 2)	TON	5,300.000	\$60.00	\$318,000.00	\$61.50	\$325,950.00
403.119	HOT BITUMINOUS PAVEMENT, MACHINE METHOD, HIGH STRENGTH	TON	7,600.000	\$76.00	\$577,600.00	\$71.00	\$539,600.00
403.12	HOT BITUMINOUS PAVEMENT, HAND METHOD	TON	1,550.000	\$115.00	\$178,250.00	\$110.00	\$170,500.00
403.4	MATERIAL TRANSFER VEHICLE (MTV)	TON	116,300.000	\$1.20	\$139,560.00	\$1.35	\$157,005.00
403.6	PAVEMENT JOINT ADHESIVE	LF	695,100.000	\$0.25	\$173,775.00	\$0.30	\$208,530.00
403.61	PAVEMENT JOINT ADHESIVE (BRIDGE BASE)	LF	2,733.000	\$2.00	\$5,466.00	\$3.50	\$9,565.50
403.911	HOT BITUMINOUS BRIDGE PAVEMENT, 1" BASE COURSE	TON	283.900	\$155.00	\$44,004.50	\$155.00	\$44,004.50
403.99	TEMPORARY BITUMINOUS PAVEMENT	TON	23,100.000	\$65.00	\$1,501,500.00	\$67.00	\$1,547,700.00
410.22	ASPHALT EMULSION FOR TACK COAT	GAL	23,800.000	\$3.80	\$90,440.00	\$3.75	\$89,250.00
415.8	GLASS FIBER PAVEMENT REINFORCEMENT MESH	SY	2,850.000	\$15.50	\$44,175.00	\$18.00	\$51,300.00
417.	COLD PLANING BITUMINOUS SURFACES	SY	43,400.000	\$2.50	\$108,500.00	\$1.65	\$71,610.00
417.416	RUMBLE STRIPS, 16" WIDE	LF	42,750.000	\$0.45	\$19,237.50	\$0.62	\$26,505.00
502.101	REMOVAL OF EXISTING BRIDGE STRUCTURE	U	1.000	\$100,000.00	\$100,000.00	\$112,500.00	\$112,500.00
502.102	REMOVAL OF EXISTING BRIDGE STRUCTURE	U	1.000	\$100,000.00	\$100,000.00	\$112,500.00	\$112,500.00
502.103	REMOVAL OF EXISTING BRIDGE STRUCTURE	U	1.000	\$325,000.00	\$325,000.00	\$290,000.00	\$290,000.00
502.104	REMOVAL OF EXISTING BRIDGE STRUCTURE	U	1.000	\$652,658.00	\$652,658.00	\$360,000.00	\$360,000.00
503.101	WATER DIVERSION STRUCTURE	U	1.000	\$3,400.00	\$3,400.00	\$4,000.00	\$4,000.00

Item No.	Description	Unit	Quantity	PS&E			WEAVER BROS. CONST. CO., INC. 1629 RTE 3A BOW, NH 03304		
				Unit Price	Total	Unit Price	Total	Unit Price	Total
503.102	WATER DIVERSION STRUCTURE	U	1.000	\$4,000.00	\$4,000.00	\$4,000.00	\$4,000.00	\$5,750.00	\$5,750.00
503.103	WATER DIVERSION STRUCTURE	U	1.000	\$6,000.00	\$6,000.00	\$6,000.00	\$6,000.00	\$6,600.00	\$6,600.00
503.104	WATER DIVERSION STRUCTURE	U	1.000	\$5,000.00	\$5,000.00	\$5,000.00	\$5,000.00	\$4,250.00	\$4,250.00
503.105	WATER DIVERSION STRUCTURE	U	1.000	\$10,000.00	\$10,000.00	\$10,000.00	\$10,000.00	\$5,200.00	\$5,200.00
503.106	WATER DIVERSION STRUCTURE	U	1.000	\$8,000.00	\$8,000.00	\$8,000.00	\$8,000.00	\$6,000.00	\$6,000.00
503.107	WATER DIVERSION STRUCTURE	U	1.000	\$1,500.00	\$1,500.00	\$1,500.00	\$1,500.00	\$5,250.00	\$5,250.00
503.108	WATER DIVERSION STRUCTURE	U	1.000	\$6,000.00	\$6,000.00	\$6,000.00	\$6,000.00	\$5,250.00	\$5,250.00
503.109	WATER DIVERSION STRUCTURE	U	1.000	\$1,700.00	\$1,700.00	\$1,700.00	\$1,700.00	\$5,200.00	\$5,200.00
503.110	WATER DIVERSION STRUCTURE	U	1.000	\$50,000.00	\$50,000.00	\$50,000.00	\$50,000.00	\$50,000.00	\$50,000.00
503.111	WATER DIVERSION STRUCTURE	U	1.000	\$50,000.00	\$50,000.00	\$50,000.00	\$50,000.00	\$50,000.00	\$50,000.00
503.112	WATER DIVERSION STRUCTURE	U	1.000	\$500.00	\$500.00	\$500.00	\$500.00	\$5,200.00	\$5,200.00
503.113	WATER DIVERSION STRUCTURE	U	1.000	\$500.00	\$500.00	\$500.00	\$500.00	\$3,750.00	\$3,750.00
503.114	WATER DIVERSION STRUCTURE	U	1.000	\$3,000.00	\$3,000.00	\$3,000.00	\$3,000.00	\$4,800.00	\$4,800.00
503.115	WATER DIVERSION STRUCTURE	U	1.000	\$500.00	\$500.00	\$500.00	\$500.00	\$3,800.00	\$3,800.00
503.201	COFFERDAMS	U	1.000	\$14,400.00	\$14,400.00	\$14,400.00	\$14,400.00	\$11,000.00	\$11,000.00
503.202	COFFERDAMS	U	1.000	\$3,600.00	\$3,600.00	\$3,600.00	\$3,600.00	\$16,500.00	\$16,500.00
503.203	COFFERDAMS	U	1.000	\$12,600.00	\$12,600.00	\$12,600.00	\$12,600.00	\$16,500.00	\$16,500.00
503.204	COFFERDAMS	U	1.000	\$8,400.00	\$8,400.00	\$8,400.00	\$8,400.00	\$16,500.00	\$16,500.00
503.205	COFFERDAMS	U	1.000	\$10,350.00	\$10,350.00	\$10,350.00	\$10,350.00	\$16,500.00	\$16,500.00
503.206	COFFERDAMS	U	1.000	\$30,000.00	\$30,000.00	\$30,000.00	\$30,000.00	\$16,500.00	\$16,500.00
503.207	COFFERDAMS	U	1.000	\$30,000.00	\$30,000.00	\$30,000.00	\$30,000.00	\$16,500.00	\$16,500.00
503.208	COFFERDAMS	U	1.000	\$30,000.00	\$30,000.00	\$30,000.00	\$30,000.00	\$16,500.00	\$16,500.00
503.209	COFFERDAMS	U	1.000	\$30,000.00	\$30,000.00	\$30,000.00	\$30,000.00	\$16,500.00	\$16,500.00
503.210	COFFERDAMS	U	1.000	\$41,000.00	\$41,000.00	\$41,000.00	\$41,000.00	\$82,500.00	\$82,500.00
503.211	COFFERDAMS	U	1.000	\$10,500.00	\$10,500.00	\$10,500.00	\$10,500.00	\$11,000.00	\$11,000.00
503.212	COFFERDAMS	U	1.000	\$41,000.00	\$41,000.00	\$41,000.00	\$41,000.00	\$110,000.00	\$110,000.00
503.213	COFFERDAMS	U	1.000	\$38,000.00	\$38,000.00	\$38,000.00	\$38,000.00	\$82,500.00	\$82,500.00
503.214	COFFERDAMS	U	1.000	\$9,500.00	\$9,500.00	\$9,500.00	\$9,500.00	\$11,000.00	\$11,000.00
503.215	COFFERDAMS	U	1.000	\$100,000.00	\$100,000.00	\$100,000.00	\$100,000.00	\$110,000.00	\$110,000.00
503.216	COFFERDAMS	U	1.000	\$25,000.00	\$25,000.00	\$25,000.00	\$25,000.00	\$5,500.00	\$5,500.00
503.217	COFFERDAMS	U	1.000	\$120,000.00	\$120,000.00	\$120,000.00	\$120,000.00	\$90,000.00	\$90,000.00
503.218	COFFERDAMS	U	1.000	\$76,000.00	\$76,000.00	\$76,000.00	\$76,000.00	\$270,000.00	\$270,000.00
503.219	COFFERDAMS	U	1.000	\$116,000.00	\$116,000.00	\$116,000.00	\$116,000.00	\$325,000.00	\$325,000.00
503.220	COFFERDAMS	U	1.000	\$16,000.00	\$16,000.00	\$16,000.00	\$16,000.00	\$8,250.00	\$8,250.00
503.301	COFFERDAMS WITH SHEETING LEFT-IN-PLACE	U	1.000	\$75,000.00	\$75,000.00	\$75,000.00	\$75,000.00	\$42,000.00	\$42,000.00
503.302	COFFERDAMS WITH SHEETING LEFT-IN-PLACE	U	1.000	\$75,000.00	\$75,000.00	\$75,000.00	\$75,000.00	\$42,000.00	\$42,000.00
504.1	COMMON BRIDGE EXCAVATION (F)	CY	3,929.000	\$15.00	\$58,935.00	\$15.75	\$61,881.75		
504.101	COMMON BRIDGE EXCAVATION	CY	8,962.000	\$21.00	\$188,202.00	\$14.55	\$130,397.10		
504.2	ROCK BRIDGE EXCAVATION	CY	8,635.000	\$75.00	\$647,625.00	\$31.35	\$267,572.25		
506.4	STEEL SHEET PILING FOR ENVIRONMENTAL PROTECTION	SY	1,300.000	\$90.00	\$117,000.00	\$95.00	\$123,500.00		
508.	STRUCTURAL FILL	CY	1,184.000	\$30.00	\$35,520.00	\$41.25	\$49,252.50		
509.1	MOBILIZATION AND DEMOBILIZATION OF DRILLED SHAFT DRILLING EQUIPMENT	U	1.000	\$65,000.00	\$65,000.00	\$94,270.00	\$94,270.00		
509.2	DRILLED SHAFT	LF	30.000	\$2,000.00	\$60,000.00	\$1,320.00	\$39,600.00		
509.3	OBSTRUCTION REMOVAL	LF	4.000	\$3,000.00	\$12,000.00	\$1,100.00	\$4,400.00		
509.4	ROCK SOCKET EXCAVATION	LF	10.000	\$5,000.00	\$50,000.00	\$1,980.00	\$19,800.00		
509.501	CROSSHOLE SONIC LOGGING (CSL) TESTS	EA	1.000	\$1,500.00	\$1,500.00	\$2,750.00	\$2,750.00		

Item No.	Description	Unit	Quantity	PS&E		WEAVER BROS. CONST. CO., INC. 1029 RTE 3A BOW, NH 03304	
				Unit Price	Total	Unit Price	Total
509.82	DRILLED SHAFT REINFORCING STEEL	LB	6,500.000	\$1.50	\$9,750.00	\$1.10	\$7,150.00
510.101	PILE DRIVING EQUIPMENT	U	1.000	\$20,000.00	\$20,000.00	\$16,500.00	\$16,500.00
510.102	PILE DRIVING EQUIPMENT	U	1.000	\$20,000.00	\$20,000.00	\$16,500.00	\$16,500.00
510.103	PILE DRIVING EQUIPMENT	U	1.000	\$35,000.00	\$35,000.00	\$27,500.00	\$27,500.00
510.104	PILE DRIVING EQUIPMENT	U	1.000	\$35,000.00	\$35,000.00	\$27,500.00	\$27,500.00
510.6101	FURNISHING & DRIVING STEEL BEARING PILES	LB	35,775.000	\$0.55	\$19,676.25	\$0.55	\$19,676.25
510.6102	FURNISHING & DRIVING STEEL BEARING PILES	LB	26,600.000	\$0.55	\$14,575.00	\$0.55	\$14,575.00
510.6103	FURNISHING & DRIVING STEEL BEARING PILES	LB	73,920.000	\$0.55	\$40,656.00	\$0.55	\$40,656.00
510.6104	FURNISHING & DRIVING STEEL BEARING PILES	LB	70,140.000	\$0.55	\$38,577.00	\$0.55	\$38,577.00
510.6501	DRIVING-POINTS FOR STEEL BEARING PILES	EA	10.000	\$140.00	\$1,400.00	\$220.00	\$2,200.00
510.6502	DRIVING-POINTS FOR STEEL BEARING PILES	EA	10.000	\$140.00	\$1,400.00	\$220.00	\$2,200.00
510.6503	DRIVING-POINTS FOR STEEL BEARING PILES	EA	22.000	\$140.00	\$3,080.00	\$220.00	\$4,840.00
510.6504	DRIVING-POINTS FOR STEEL BEARING PILES	EA	18.000	\$140.00	\$2,520.00	\$220.00	\$3,960.00
510.9	PILE SPLICES	EA	17.000	\$150.00	\$2,550.00	\$220.00	\$3,740.00
511.00	CONCRETE BRIDGE DECK PAVEMENT REMOVAL (F)	SY	1,435.000	\$15.00	\$21,525.00	\$16.05	\$23,031.75
511.02	PREPARATION FOR PARTIAL DEPTH CONCRETE BRIDGE DECK REPAIRS	SY	207.700	\$300.00	\$62,310.00	\$220.00	\$45,694.00
511.03	PREPARATION FOR FULL DEPTH CONCRETE BRIDGE DECK REPAIRS	SY	103.900	\$675.00	\$70,132.50	\$440.00	\$45,716.00
512.01	PREPARATION FOR CONCRETE REPAIRS, CLASS I	SY	28.200	\$650.00	\$18,330.00	\$550.00	\$15,510.00
512.02	PREPARATION FOR CONCRETE REPAIRS, CLASS II	SY	28.200	\$750.00	\$21,150.00	\$825.00	\$23,265.00
520.01	CONCRETE CLASS AA	CY	117.000	\$1,500.00	\$175,500.00	\$550.00	\$64,350.00
520.0201	CONCRETE CLASS AA, ABOVE FOOTINGS	CY	14.000	\$2,000.00	\$28,000.00	\$1,050.00	\$14,700.00
520.0302	CONCRETE CLASS AA APPROACH SLABS (QC/QA) (F)	CY	772.000	\$350.00	\$270,200.00	\$425.00	\$328,100.00
520.1	CONCRETE CLASS A	CY	166.000	\$1,000.00	\$166,000.00	\$550.00	\$91,300.00
520.12	CONCRETE CLASS A, ABOVE FOOTINGS (F)	CY	572.000	\$750.00	\$429,000.00	\$900.00	\$457,600.00
520.121	CONCRETE CLASS A, ABOVE FOOTINGS (F)	CY	764.000	\$750.00	\$565,500.00	\$700.00	\$527,800.00
520.2	CONCRETE CLASS B	CY	40.000	\$500.00	\$20,000.00	\$600.00	\$24,000.00
520.213	CONCRETE CLASS B, FOOTINGS (ON SOIL) (F)	CY	378.000	\$350.00	\$131,600.00	\$500.00	\$188,000.00
520.2139	CONCRETE CLASS B (MODIFIED), FOOTINGS (ON SOIL) (F)	CY	448.000	\$450.00	\$201,600.00	\$330.00	\$147,840.00
520.71026	CONCRETE BRIDGE DECK (QC/QA) (PANEL OPTION) (F)	CY	133.000	\$1,000.00	\$133,000.00	\$1,050.00	\$139,650.00
520.72026	CONCRETE BRIDGE DECK (QC/QA) (PANEL OPTION) (F)	CY	128.000	\$1,000.00	\$128,000.00	\$1,050.00	\$134,400.00
520.7302	CONCRETE BRIDGE DECK (QC/QA) (F)	CY	303.000	\$1,000.00	\$303,000.00	\$700.00	\$212,100.00
520.7402	CONCRETE BRIDGE DECK (QC/QA) (F)	CY	280.000	\$1,000.00	\$280,000.00	\$700.00	\$182,000.00
520.7502	CONCRETE BRIDGE DECK (QC/QA) (F)	CY	972.000	\$1,000.00	\$972,000.00	\$900.00	\$874,800.00
520.7602	CONCRETE BRIDGE DECK (QC/QA) (F)	CY	395.000	\$1,000.00	\$395,000.00	\$900.00	\$355,500.00
528.2136	PRESTRESSED CONCRETE BEAMS, NEXT-F 36" (F)	LF	1,531.000	\$1,000.00	\$1,531,000.00	\$800.00	\$1,224,800.00
528.51	PRESTRESSED CONCRETE DECK PANELS (F)	SF	41,104.000	\$15.00	\$616,560.00	\$15.00	\$616,560.00
534.3	WATER REPELLENT (SILANE/SILOXANE)	GAL	680.000	\$75.00	\$51,000.00	\$55.00	\$37,400.00
538.2	BARRIER MEMBRANE, PEEL AND STICK - VERTICAL SURFACES (F)	SY	318.000	\$50.00	\$15,900.00	\$55.00	\$17,490.00
538.5	BARRIER MEMBRANE, HEAT WELDED (F)	SY	64.000	\$25.00	\$2,100.00	\$27.50	\$2,310.00
538.6	BARRIER MEMBRANE, HEAT WELDED - MACHINE METHOD (F)	SY	4,957.000	\$20.00	\$99,140.00	\$27.50	\$136,317.50
541.1	PVC WATERSTOPS, NH TYPE 1 (F)	LF	310.000	\$6.00	\$1,860.00	\$5.50	\$1,705.00
541.5	PVC WATERSTOPS, NH TYPE 5 (F)	LF	645.000	\$10.00	\$6,450.00	\$11.00	\$7,095.00
544.	REINFORCING STEEL (F)	LB	47,301.000	\$1.35	\$63,856.35	\$1.20	\$56,761.20
544.1	REINFORCING STEEL (ROADWAY)	LB	48,600.000	\$1.20	\$58,320.00	\$1.45	\$70,470.00

Item No.	Description	Unit	Quantity	PS&E			WEAVER BROS. CONST. CO., INC. 1829 RTE 3A BOW, NH 03304		
				Unit Price	Total	Total	Unit Price	Total	Unit Price
544.2	REINFORCING STEEL, EPOXY COATED (F)	LB	573,409.000	\$1.25	\$716,761.25	\$1.25	\$716,761.25	\$1.25	\$716,761.25
544.21	REINFORCING STEEL, EPOXY COATED, MECHANICAL CONNECTORS (F)	LB	5,529.000	\$3.35	\$18,522.15	\$3.60	\$19,904.40	\$3.60	\$19,904.40
544.51	REINFORCING STEEL - STAINLESS STEEL (F)	LB	228,387.000	\$4.50	\$1,027,651.50	\$4.00	\$913,468.00	\$4.00	\$913,468.00
544.7	SYNTHETIC FIBER REINFORCEMENT (F)	LB	14,358.000	\$7.50	\$107,685.00	\$9.00	\$129,222.00	\$9.00	\$129,222.00
547.	SHEAR CONNECTORS (F)	EA	3,488.000	\$5.50	\$19,074.00	\$6.25	\$21,675.00	\$6.25	\$21,675.00
547.1	SHEAR CONNECTORS (F)	EA	14,602.000	\$5.50	\$80,311.00	\$6.25	\$91,262.50	\$6.25	\$91,262.50
548.21	ELASTOMERIC BEARING ASSEMBLIES (F)	EA	44.000	\$1,500.00	\$66,000.00	\$900.00	\$39,600.00	\$900.00	\$39,600.00
548.22	ELASTOMERIC BEARING ASSEMBLIES (F)	EA	36.000	\$1,500.00	\$54,000.00	\$900.00	\$32,400.00	\$900.00	\$32,400.00
548.23	ELASTOMERIC BEARING ASSEMBLIES (F)	EA	36.000	\$1,500.00	\$54,000.00	\$4,000.00	\$144,000.00	\$4,000.00	\$144,000.00
548.24	ELASTOMERIC BEARING ASSEMBLIES (F)	EA	8.000	\$1,500.00	\$12,000.00	\$1,900.00	\$15,200.00	\$1,900.00	\$15,200.00
550.101	STRUCTURAL STEEL (F)	LB	28,542.000	\$1.60	\$45,667.20	\$4.12	\$117,593.04	\$4.12	\$117,593.04
550.102	STRUCTURAL STEEL (F)	LB	29,063.000	\$1.60	\$46,500.80	\$4.12	\$119,739.56	\$4.12	\$119,739.56
550.104	STRUCTURAL STEEL (F)	LB	1,515,239.000	\$2.48	\$3,757,992.72	\$2.15	\$3,257,763.85	\$2.15	\$3,257,763.85
550.105	STRUCTURAL STEEL (F)	LB	538,418.000	\$2.55	\$1,372,965.90	\$2.48	\$1,335,276.64	\$2.48	\$1,335,276.64
550.2	BRIDGE SHOES (F)	EA	4.000	\$5,000.00	\$20,000.00	\$8,000.00	\$32,000.00	\$8,000.00	\$32,000.00
550.2901	BRIDGE SHOES (ISOLATION BEARINGS) (F)	EA	8.000	\$5,000.00	\$40,000.00	\$4,950.00	\$39,600.00	\$4,950.00	\$39,600.00
550.2902	BRIDGE SHOES (ISOLATION BEARINGS) (F)	EA	8.000	\$5,000.00	\$40,000.00	\$4,950.00	\$39,600.00	\$4,950.00	\$39,600.00
550.33	BRIDGE SCUPPER	EA	4.000	\$1,200.00	\$4,800.00	\$5,500.00	\$22,000.00	\$5,500.00	\$22,000.00
559.41	ASPHALTIC PLUG FOR CRACK CONTROL (F)	LF	780.000	\$125.00	\$97,500.00	\$110.00	\$85,800.00	\$110.00	\$85,800.00
559.6	PREFORMED CLOSED CELL EXPANSION JOINT SYSTEM (F)	LF	310.000	\$200.00	\$62,000.00	\$160.00	\$49,600.00	\$160.00	\$49,600.00
560.1001	PREFABRICATED COMPRESSION SEAL EXPANSION JOINT (F)	LF	155.000	\$550.00	\$85,250.00	\$650.00	\$100,750.00	\$650.00	\$100,750.00
560.1002	PREFABRICATED COMPRESSION SEAL EXPANSION JOINT (F)	LF	153.000	\$550.00	\$84,150.00	\$650.00	\$99,450.00	\$650.00	\$99,450.00
560.1003	PREFABRICATED COMPRESSION SEAL EXPANSION JOINT (F)	LF	116.000	\$550.00	\$63,800.00	\$650.00	\$75,400.00	\$650.00	\$75,400.00
561.1001	PREFABRICATED STRIP SEAL EXPANSION JOINT (F)	LF	124.000	\$650.00	\$80,600.00	\$650.00	\$80,600.00	\$650.00	\$80,600.00
561.1002	PREFABRICATED STRIP SEAL EXPANSION JOINT (F)	LF	76.000	\$650.00	\$49,400.00	\$650.00	\$49,400.00	\$650.00	\$49,400.00
562.1	SILICONE JOINT SEALANT (F)	LF	463.000	\$12.00	\$5,556.00	\$10.50	\$4,861.50	\$10.50	\$4,861.50
563.23	BRIDGE RAIL T3	LF	535.000	\$145.00	\$77,575.00	\$155.00	\$82,925.00	\$155.00	\$82,925.00
563.231	BRIDGE RAIL T3 WITH PROTECTIVE SCREENING	LF	312.000	\$200.00	\$62,400.00	\$195.00	\$60,840.00	\$195.00	\$60,840.00
563.241	BRIDGE RAIL T4 WITH PROTECTIVE SCREENING	LF	999.000	\$200.00	\$199,800.00	\$210.00	\$209,790.00	\$210.00	\$209,790.00
563.913	SNOW SCREENING FOR OVERPASS STRUCTURES ST RAIL	LF	171.000	\$40.00	\$6,840.00	\$50.00	\$8,550.00	\$50.00	\$8,550.00
565.232	BRIDGE APPROACH RAIL T3 (STEEL POSTS)	U	6.000	\$5,500.00	\$33,000.00	\$5,860.00	\$35,160.00	\$5,860.00	\$35,160.00
565.2325	BRIDGE APPROACH RAIL T3 (STEEL POSTS) SPECIAL WITH RESET	U	8.000	\$6,000.00	\$48,000.00	\$8,085.00	\$64,680.00	\$8,085.00	\$64,680.00
565.242	BRIDGE APPROACH RAIL T4 (STEEL POSTS)	U	6.000	\$6,000.00	\$36,000.00	\$6,600.00	\$39,600.00	\$6,600.00	\$39,600.00
570.4	MORTAR RUBBLE MASONRY (F)	CY	33.900	\$500.00	\$16,950.00	\$465.00	\$15,763.50	\$465.00	\$15,763.50
582.1	SLOPE PAVING WITH CONCRETE (F)	SY	2,600.000	\$50.00	\$130,000.00	\$58.00	\$150,800.00	\$58.00	\$150,800.00
583.5	RIPRAP, CLASS V	CY	1,800.000	\$50.00	\$90,000.00	\$46.00	\$82,800.00	\$46.00	\$82,800.00
585.2	STONE FILL, CLASS B	CY	900.000	\$35.00	\$31,500.00	\$42.00	\$37,800.00	\$42.00	\$37,800.00
585.3	STONE FILL, CLASS C	CY	7,200.000	\$24.00	\$172,800.00	\$33.00	\$237,600.00	\$33.00	\$237,600.00
585.3401	SIMULATED STREAMBED MATERIAL	CY	525.000	\$50.00	\$26,250.00	\$35.50	\$18,637.50	\$35.50	\$18,637.50
585.3402	SIMULATED STREAMBED MATERIAL	CY	140.000	\$50.00	\$7,000.00	\$32.00	\$4,480.00	\$32.00	\$4,480.00
585.3403	SIMULATED STREAMBED MATERIAL	CY	255.000	\$50.00	\$12,750.00	\$27.75	\$7,076.25	\$27.75	\$7,076.25
585.3404	SIMULATED STREAMBED MATERIAL	CY	390.000	\$50.00	\$19,500.00	\$36.25	\$14,137.50	\$36.25	\$14,137.50

Item No.	Description	Unit	Quantity	PS&E			WEAVER BROS. CONST. CO., INC. 1629 RTE 3A BOW, NH 03304		
				Unit Price	Total	Unit Price	Total	Unit Price	Total
592.1	MECHANICALLY STABILIZED EARTH RETAINING WALL	SF	18,649.000	\$50.00	\$932,450.00	\$42.50	\$792,582.50		
592.11	MECHANICALLY STABILIZED EARTH RETAINING WALL	SF	2,600.000	\$50.00	\$130,000.00	\$42.50	\$110,500.00		
592.12	MECHANICALLY STABILIZED EARTH RETAINING WALL	SF	5,300.000	\$50.00	\$265,000.00	\$42.50	\$225,250.00		
593.221	GEOTEXTILE; SEPARATION CL.2, NON-WOVEN	SY	14,600.000	\$2.50	\$36,500.00	\$1.75	\$25,550.00		
593.411	GEOTEXTILE; PERM CONTROL CL.1, NON-WOVEN	SY	2,360.000	\$3.00	\$7,080.00	\$2.00	\$4,720.00		
593.421	GEOTEXTILE; PERM CONTROL CL.2, NON-WOVEN	SY	19,486.000	\$2.50	\$48,715.00	\$2.00	\$38,972.00		
603.0001	VIDEO INSPECTION	LF	34,350.000	\$0.65	\$22,327.50	\$1.55	\$53,242.50		
603.00215	15" R.C. PIPE, 2000D	LF	6,850.000	\$42.00	\$287,700.00	\$53.00	\$363,050.00		
603.00218	18" R.C. PIPE, 2000D	LF	2,800.000	\$48.00	\$134,400.00	\$61.50	\$172,200.00		
603.00224	24" R.C. PIPE, 2000D	LF	6,150.000	\$58.00	\$356,700.00	\$64.00	\$393,600.00		
603.00230	30" R.C. PIPE, 2000D	LF	1,900.000	\$70.00	\$133,000.00	\$82.00	\$155,800.00		
603.00236	36" R.C. PIPE, 2000D	LF	100.000	\$95.00	\$9,500.00	\$146.00	\$14,600.00		
603.00242	42" R.C. PIPE, 2000D	LF	220.000	\$100.00	\$22,000.00	\$162.00	\$35,640.00		
603.00254	54" R.C. PIPE, 2000D	LF	20.000	\$150.00	\$3,000.00	\$250.00	\$5,000.00		
603.00350	60" R.C. PIPE, 3000D	LF	1,000.000	\$280.00	\$280,000.00	\$235.00	\$235,000.00		
603.00415	15" R.C. PIPE, 3750D	LF	250.000	\$200.00	\$50,000.00	\$43.75	\$10,937.50		
603.13012	12" CORR. ALUMINIZED STEEL (TYPE2) PIPE .064"	LF	8.000	\$50.00	\$400.00	\$145.00	\$1,160.00		
603.13015	15" CORR. ALUMINIZED STEEL (TYPE2) PIPE .064"	LF	12.000	\$55.00	\$660.00	\$145.00	\$1,740.00		
603.30115	15" R.C. END SECTIONS	EA	2.000	\$650.00	\$1,300.00	\$775.00	\$1,550.00		
603.30118	18" R.C. END SECTIONS	EA	1.000	\$700.00	\$700.00	\$1,200.00	\$1,200.00		
603.30124	24" R.C. END SECTIONS	EA	3.000	\$600.00	\$1,800.00	\$1,300.00	\$3,900.00		
603.36112	12" ALUMINIZED STEEL END SECTION	EA	3.000	\$200.00	\$600.00	\$206.00	\$618.00		
603.36115	15" ALUMINIZED STEEL END SECTION	EA	27.000	\$270.00	\$7,290.00	\$237.00	\$6,399.00		
603.36118	18" ALUMINIZED STEEL END SECTION	EA	9.000	\$320.00	\$2,880.00	\$316.00	\$2,844.00		
603.36124	24" ALUMINIZED STEEL END SECTION	EA	4.000	\$425.00	\$1,700.00	\$445.00	\$1,780.00		
603.44212	12" CORR. POLYETHYLENE PIPE FOR SLOPE DRAINAGE	LF	115.000	\$45.00	\$5,175.00	\$41.50	\$4,772.50		
603.44215	15" CORR. POLYETHYLENE PIPE FOR SLOPE DRAINAGE	LF	250.000	\$50.00	\$12,500.00	\$42.50	\$10,625.00		
603.82215	15" PE PIPE (TYPE S)	LF	10,700.000	\$32.00	\$342,400.00	\$30.50	\$326,350.00		
603.82218	18" PE PIPE (TYPE S)	LF	2,550.000	\$35.00	\$89,250.00	\$34.00	\$86,700.00		
603.82224	24" PE PIPE (TYPE S)	LF	1,500.000	\$42.00	\$63,000.00	\$47.50	\$71,250.00		
603.82230	30" PE PIPE (TYPE S)	LF	720.000	\$56.00	\$40,320.00	\$65.50	\$47,160.00		
603.82236	36" PE PIPE (TYPE S)	LF	700.000	\$65.00	\$45,500.00	\$74.25	\$51,975.00		
603.99012	12" TEMPORARY DRAIN. PIPE	LF	12.000	\$65.00	\$780.00	\$50.00	\$600.00		
603.99015	15" TEMPORARY DRAIN. PIPE	LF	2,700.000	\$70.00	\$189,000.00	\$48.35	\$130,545.00		
603.99018	18" TEMPORARY DRAIN. PIPE	LF	440.000	\$75.00	\$33,000.00	\$63.25	\$27,830.00		
603.99024	24" TEMPORARY DRAINAGE PIPE	LF	950.000	\$90.00	\$85,500.00	\$56.75	\$53,912.50		
604.0007	POLYETHYLENE LINER	EA	210.000	\$160.00	\$33,600.00	\$180.00	\$37,800.00		
604.124	CATCH BASINS TYPE B, 4-FOOT DIAMETER	U	180.000	\$1,950.00	\$351,000.00	\$2,100.00	\$378,000.00		
604.125	CATCH BASINS TYPE B, 6-FOOT DIAMETER	U	21.000	\$2,500.00	\$52,500.00	\$2,575.00	\$54,075.00		
604.1252	CATCH BASINS TYPE B, 6-FOOT DIAMETER, DOUBLE GRATE	U	3.000	\$3,000.00	\$9,000.00	\$2,800.00	\$8,400.00		
604.126	CATCH BASINS TYPE B, 6-FOOT DIAMETER	U	15.000	\$3,000.00	\$45,000.00	\$3,200.00	\$48,000.00		
604.154	CATCH BASINS TYPE E, 4-FOOT DIAMETER	U	46.000	\$2,050.00	\$94,300.00	\$2,415.00	\$111,090.00		
604.1549	TEMPORARY CATCH BASINS TYPE E, 4-FOOT DIAMETER	U	15.000	\$1,200.00	\$18,000.00	\$2,725.00	\$40,875.00		
604.155	CATCH BASINS TYPE E, 6-FOOT DIAMETER	U	6.000	\$2,800.00	\$16,800.00	\$2,836.00	\$17,016.00		
604.156	CATCH BASINS TYPE E, 6-FOOT DIAMETER	U	6.000	\$3,300.00	\$19,800.00	\$3,471.00	\$20,826.00		
604.224	DROP INLETS TYPE B, 4-FOOT DIAMETER	U	12.000	\$1,600.00	\$19,200.00	\$1,804.00	\$21,648.00		

Item No.	Description	Unit	Quantity	PS&E			WEAVER BROS. CONST. CO., INC. 1829 RTE 3A BOW, NH 03304		
				Unit Price	Total	Total	Unit Price	Total	Total
604.2249	TEMPORARY DROP INLET TYPE B, 4-FOOT DIAMETER	U	17,000	\$2,050.00	\$34,850.00	\$2,115.00	\$35,955.00		
604.242	DROP INLETS TYPE D-B	U	4,000	\$1,800.00	\$7,200.00	\$1,864.00	\$6,656.00		
604.324	DRAINAGE MANHOLES, 4-FOOT DIAMETER	U	13,000	\$2,200.00	\$28,600.00	\$2,228.00	\$28,964.00		
604.3249	TEMPORARY DRAINAGE MANHOLES, 4-FOOT DIAMETER	U	14,000	\$1,400.00	\$19,600.00	\$2,406.00	\$33,684.00		
604.325	DRAINAGE MANHOLES, 5-FOOT DIAMETER	U	23,000	\$2,700.00	\$62,100.00	\$2,608.00	\$59,984.00		
604.326	DRAINAGE MANHOLES, 6-FOOT DIAMETER	U	8,000	\$3,200.00	\$25,600.00	\$3,376.00	\$27,008.00		
604.328	DRAINAGE MANHOLES, 8-FOOT DIAMETER	U	6,000	\$7,100.00	\$42,600.00	\$5,658.00	\$33,948.00		
604.3401	TELEPHONE MANHOLES	U	2,000	\$20,000.00	\$40,000.00	\$9,450.00	\$18,900.00		
604.3402	TELEPHONE MANHOLES	U	2,000	\$25,000.00	\$50,000.00	\$14,350.00	\$28,700.00		
604.4	RECONSTRUCTING/ADJUSTING CATCH BASIN & DROP INLET	LF	135,000	\$350.00	\$47,250.00	\$368.00	\$49,680.00		
604.52	RECONSTRUCTING/ADJUSTING DRAINAGE MANHOLES	LF	6,000	\$400.00	\$2,400.00	\$369.00	\$2,214.00		
604.6	MANHOLE COVERS & FRAMES	EA	14,000	\$525.00	\$7,350.00	\$655.00	\$9,170.00		
604.72	GRATES & FRAMES, TYPE B	EA	34,000	\$420.00	\$14,280.00	\$585.00	\$19,890.00		
604.75	GRATES & FRAMES, TYPE E	EA	2,000	\$700.00	\$1,400.00	\$865.00	\$1,730.00		
604.9101	OUTLET CONTROL STRUCTURE	U	1,000	\$2,897.00	\$2,897.00	\$4,000.00	\$4,000.00		
604.9102	OUTLET CONTROL STRUCTURE	U	1,000	\$2,900.00	\$2,900.00	\$13,610.00	\$13,610.00		
604.9103	OUTLET CONTROL STRUCTURE	U	1,000	\$2,900.00	\$2,900.00	\$6,165.00	\$6,165.00		
604.9104	OUTLET CONTROL STRUCTURE	U	1,000	\$2,900.00	\$2,900.00	\$13,555.00	\$13,555.00		
604.9105	OUTLET CONTROL STRUCTURE	U	1,000	\$2,900.00	\$2,900.00	\$4,300.00	\$4,300.00		
604.9106	OUTLET CONTROL STRUCTURE	U	1,000	\$2,900.00	\$2,900.00	\$10,520.00	\$10,520.00		
604.9107	OUTLET CONTROL STRUCTURE	U	1,000	\$2,900.00	\$2,900.00	\$5,255.00	\$5,255.00		
604.9108	OUTLET CONTROL STRUCTURE	U	1,000	\$3,234.20	\$3,234.20	\$4,215.00	\$4,215.00		
605.508	6" PERF. CORR. POLYETHYLENE PIPE UNDERDRAIN	LF	18,800,000	\$18.00	\$338,400.00	\$17.90	\$336,520.00		
605.508	8" PERF. CORR. POLYETHYLENE PIPE UNDERDRAIN	LF	13,950,000	\$20.00	\$279,000.00	\$21.00	\$274,050.00		
605.79	UNDERDRAIN FLUSHING BASINS	EA	80,000	\$350.00	\$28,000.00	\$410.00	\$32,800.00		
605.82251	24" AGGRE. UND. TYPE 2 WITH 6" P.C. POLY. PIPE	LF	11,600,000	\$23.00	\$266,800.00	\$21.55	\$249,980.00		
605.82258	24" AGGRE. UND. TYPE 2 WITH 8" P.C. POLY. PIPE	LF	7,300,000	\$26.00	\$189,800.00	\$23.35	\$170,455.00		
605.906	6" PIPE UNDERDRAIN (CONTRACTORS OPTION)	LF	386,000	\$25.00	\$9,650.00	\$17.90	\$6,909.40		
606.1254	BEAM GUARDRAIL (TERMINAL UNIT TYPE EAGRT, TL 3) (STEEL POST)	U	28,000	\$2,100.00	\$58,800.00	\$2,145.00	\$60,060.00		
606.12551	BEAM GUARDRAIL (TERMINAL UNIT TYPE EAGRT, TL 2 - 25) (STEEL POST)	U	1,000	\$1,000.00	\$1,000.00	\$2,060.00	\$2,060.00		
606.127	BEAM GUARDRAIL (TERMINAL UNIT TYPE G-2) (STEEL POSTS)	U	37,000	\$485.00	\$17,945.00	\$530.00	\$19,610.00		
606.140	BEAM GUARDRAIL (STANDARD SECTION- WOOD POSTS)	LF	100,000	\$25.00	\$2,500.00	\$19.15	\$1,915.00		
606.141	BEAM GUARDRAIL (CURVED WICRT POSTS)	LF	140,000	\$25.00	\$3,500.00	\$40.15	\$5,621.00		
606.1442	BEAM GUARDRAIL (THREE BEAM) INCLUDING TRAN. SECTION	LF	200,000	\$75.00	\$15,000.00	\$31.35	\$6,270.00		
606.18001	31" W-BEAM GUARDRAIL WITH 8" OFFSET BLOCK (STEEL POST)	LF	25,300,000	\$15.00	\$379,500.00	\$16.25	\$411,125.00		
606.18011	31" W-BEAM GUARDRAIL WITH 8" OFFSET BLOCK (8" STEEL POST)	LF	38,000	\$20.00	\$760.00	\$21.85	\$830.30		
606.312	SINGLE FACED TRANSITION RAIL, STEEL POST	U	4,000	\$2,000.00	\$8,000.00	\$3,180.00	\$12,720.00		
606.41151	54" SINGLE FACED, SINGLE SLOPE CONCRETE BARRIER TO BEAM GUARDRAIL TRANSITION, PRECAST, TYPE I	U	4,000	\$5,000.00	\$20,000.00	\$3,750.00	\$15,000.00		
606.41351	54" SINGLE SLOPE CONCRETE BARRIER, SINGLE-FACED, PRECAST	LF	550,000	\$100.00	\$55,000.00	\$135.00	\$74,250.00		

Item No.	Description	Unit	Quantity	PS&E			WEAVER BROS. CONST. CO., INC. 1629 RTE 3A BOW, NH 03304		
				Unit Price	Total		Unit Price	Total	Total
606.417	PORTABLE CONCRETE BARRIER FOR TRAFFIC CONTROL	LF	14,260,000	\$28.00	\$399,000.00	\$52.00	\$741,000.00		
606.41731	PORTABLE CONCRETE BARRIER FOR TRAFFIC CONTROL WITH DRAINAGE SLOTS	LF	10,460,000	\$35.00	\$365,750.00	\$68.25	\$713,212.50		
606.4174	PORTABLE CONCRETE BARRIER FOR TRAFFIC CONTROL - BRACED	LF	1,380,000	\$115.00	\$158,700.00	\$52.50	\$72,450.00		
606.84	ANCHOR FOR CURVED GUARDRAIL W/CRTP POSTS	U	4,000	\$1,300.00	\$5,200.00	\$1,730.00	\$6,920.00		
606.91	RESETTING OR SETTING GUARDRAIL	LF	12,100,000	\$11.00	\$133,100.00	\$9.10	\$110,110.00		
606.913	RESETTING GUARDRAIL, RAIL ONLY	LF	750,000	\$10.00	\$7,500.00	\$4.70	\$3,525.00		
606.91454	RESETTING TERMINAL UNIT (TYPE EA/RT, TL, 3)	U	3,000	\$750.00	\$2,250.00	\$550.00	\$1,650.00		
606.9147	RESETTING TERMINAL UNIT (TYPE G-2)	U	1,000	\$250.00	\$250.00	\$440.00	\$440.00		
606.93	TEMPORARY BEAM GUARDRAIL	LF	1,950,000	\$12.00	\$23,400.00	\$14.60	\$28,470.00		
606.9347	TEMPORARY BEAM GUARDRAIL (TERM. UNIT TYPE G-2)	U	5,000	\$500.00	\$2,500.00	\$550.00	\$2,750.00		
606.9523	TEMP. IMPACT ATTENUATION DEVICE (NON-REDUCTIVE) TEST LEVEL 3	U	17,000	\$4,000.00	\$68,000.00	\$8,050.00	\$136,850.00		
606.9812	TEMPORARY GUARDRAIL TO BARRIER TRANSITION (STEEL POST)	U	11,000	\$3,000.00	\$33,000.00	\$3,740.00	\$41,140.00		
606.9832	TEMPORARY BARRIER TO BRIDGE RAIL TRANSITION (STEEL POSTS)	U	1,000	\$2,200.00	\$2,200.00	\$3,575.00	\$3,575.00		
607.140	WOVEN WIRE FENCE, 4'-0" HIGH	LF	3,700,000	\$8.00	\$29,600.00	\$6.00	\$22,200.00		
607.260	CHAIN LINK FENCE WITH ALUMINUM COATED STEEL FABRIC, 5' HIGH	LF	5,600,000	\$15.00	\$84,000.00	\$17.85	\$99,960.00		
607.260	CHAIN LINK FENCE WITH ALUMINUM COATED STEEL FABRIC, 6' HIGH	LF	3,550,000	\$18.00	\$63,900.00	\$19.80	\$70,290.00		
607.4140	POST ASSEMBLIES FOR WOVEN WIRE FENCE, 4'-0" HIGH	EA	21,000	\$160.00	\$3,360.00	\$200.00	\$4,200.00		
607.4250	POST ASSEMBLIES FOR CHAIN LINK FENCE, 5' HIGH	EA	55,000	\$180.00	\$9,900.00	\$185.00	\$10,175.00		
607.4260	POST ASSEMBLIES FOR CHAIN LINK FENCE, 6' HIGH	EA	25,000	\$190.00	\$4,750.00	\$195.00	\$4,875.00		
607.9306	RESET CHAIN LINK FENCE WITH VINYL COATED FABRIC, 6' HIGH	LF	41,000	\$20.00	\$820.00	\$33.00	\$1,353.00		
607.9818	BAR WAY, 18 FT.	U	3,000	\$1,600.00	\$4,800.00	\$4,710.00	\$14,130.00		
608.12	2" BITUMINOUS SIDEWALK (F)	SY	2,535,000	\$15.00	\$38,025.00	\$13.20	\$33,462.00		
608.24	4" CONCRETE SIDEWALK (F)	SY	142,000	\$38.00	\$5,396.00	\$41.00	\$5,822.00		
608.26	6" CONCRETE SIDEWALK (F)	SY	3,993,000	\$41.00	\$163,713.00	\$46.00	\$183,678.00		
608.28	8" CONCRETE SIDEWALK (F)	SY	851,000	\$45.00	\$38,295.00	\$50.00	\$42,550.00		
608.54	DETECTABLE WARNING DEVICES, CAST IRON	SY	30,000	\$390.00	\$11,700.00	\$440.00	\$13,200.00		
609.01	STRAIGHT GRANITE CURB	LF	6,800,000	\$17.50	\$119,000.00	\$24.00	\$163,200.00		
609.02	CURVED GRANITE CURB	LF	475,000	\$25.00	\$11,875.00	\$33.35	\$15,841.25		
609.214	STRAIGHT GRANITE SLOPE CURB, 4" HIGH	LF	19,800,000	\$16.00	\$316,800.00	\$18.30	\$362,340.00		
609.216	STRAIGHT GRANITE SLOPE CURB 6" HIGH	LF	3,950,000	\$16.00	\$63,200.00	\$21.60	\$85,320.00		
609.224	STRAIGHT GRANITE SLOPE CURB WITH RADIAL JOINTS, 4" HIGH	LF	97,000	\$14.00	\$1,358.00	\$18.30	\$1,775.10		
609.226	STRAIGHT GRANITE SLOPE CURB WITH RADIAL JOINTS, 6" HIGH	LF	145,000	\$16.00	\$2,320.00	\$21.60	\$3,132.00		
609.5	RESET GRANITE CURB	LF	11,200,000	\$7.50	\$84,000.00	\$11.95	\$133,840.00		
609.811	BITUMINOUS CURB, TYPE B (4" REVEAL)	LF	16,800,000	\$4.50	\$75,600.00	\$3.85	\$64,680.00		
611.8201	4 INCH DRY STANDPIPE (BRIDGE)	U	1,000	\$12,500.00	\$12,500.00	\$10,500.00	\$10,500.00		
611.8202	4 INCH DRY STANDPIPE (BRIDGE)	U	1,000	\$12,500.00	\$12,500.00	\$10,500.00	\$10,500.00		
611.8203	4 INCH DRY STANDPIPE (BRIDGE)	U	1,000	\$12,500.00	\$12,500.00	\$10,500.00	\$10,500.00		
611.8204	4 INCH DRY STANDPIPE (BRIDGE)	U	2,000	\$12,500.00	\$25,000.00	\$10,500.00	\$21,000.00		
611.90001	ADJUSTING WATER GATES AND SHUTOFFS SET BY OTHERS	EA	12,000	\$250.00	\$3,000.00	\$245.00	\$2,940.00		
612.1131	BY-PASS PUMPING SYSTEM	U	1,000	\$65,400.00	\$65,400.00	\$51,500.00	\$51,500.00		

Item No.	Description	Unit	Quantity	PS&E			WEAVER BROS. CONST. CO., INC. 1829 RTE 3A BOW, NH 03304		
				Unit Price	Total	Unit Price	Total	Unit Price	Total
612.20042	16" HDPE CARRIER PIPE (30" CASING PIPE)	LF	151,000	\$805.00	\$121,555.00	\$669.00	\$101,019.00		
612.202	FURNISH 30" STEEL CASING PIPE	LF	110,000	\$300.00	\$33,000.00	\$200.00	\$22,000.00		
612.2129	30" STEEL CASING PIPE (FURNISHED BY OTHERS)	LF	110,000	\$515.00	\$56,650.00	\$336.00	\$36,960.00		
612.21783	38" HDPE CASING PIPE WITH 24" HDPE FM CARRIER PIPE	LF	427,000	\$398.00	\$169,946.00	\$424.00	\$181,048.00		
612.3204	RECONSTRUCT/ADJUST SEWER MANHOLE, 4' DIAMETER	VF	3,000	\$400.00	\$1,200.00	\$480.00	\$1,440.00		
612.3531	SEWER CLEANOUT STRUCTURE	U	1,000	\$23,894.40	\$23,894.40	\$76,500.00	\$76,500.00		
612.73124	24" HDPE FORCE MAIN (DR 9)	LF	148,000	\$170.00	\$25,160.00	\$396.00	\$58,608.00		
612.83514	14" DI-MJ FITTING	EA	1,000	\$1,000.00	\$1,000.00	\$2,525.00	\$2,525.00		
612.83518	18" DI-MJ FITTING	EA	2,000	\$1,500.00	\$3,000.00	\$2,025.00	\$4,050.00		
612.83524	24" DI-MJ FITTING	EA	2,000	\$2,500.00	\$5,000.00	\$3,270.00	\$6,540.00		
612.83724	24" HDPE FITTING	EA	4,000	\$1,750.00	\$7,000.00	\$5,700.00	\$22,800.00		
612.9514	BOARD INSULATION, 4" THICK	SY	30,000	\$36.00	\$1,080.00	\$40.00	\$1,200.00		
614.14014	4" 16-DUCT PVC CONDUIT, SCHEDULE 40, CONCRETE ENCASED	LF	1,900,000	\$205.00	\$389,500.00	\$140.00	\$266,000.00		
614.1403	4" 16-DUCT STEEL CONDUIT, CONCRETE ENCASED	LF	240,000	\$380.00	\$91,200.00	\$300.00	\$72,000.00		
614.321	2" STEEL CONDUIT	LF	64,000	\$13.00	\$832.00	\$19.80	\$1,267.20		
614.331	3" STEEL CONDUIT	LF	850,000	\$17.00	\$14,450.00	\$24.20	\$20,570.00		
614.3429	4 INCH 2-DUCT STEEL CONDUIT (BRIDGE)	LF	1,110,000	\$85.00	\$94,350.00	\$104.50	\$115,995.00		
614.512	CONCRETE PULL BOX 18"	EA	30,000	\$500.00	\$15,000.00	\$550.00	\$16,500.00		
614.51821	CONCRETE FIBER OPTIC SPLICE VAULT 48"X48"X48"	U	10,000	\$3,500.00	\$35,000.00	\$3,960.00	\$39,600.00		
614.51823	CONCRETE FIBER OPTIC SPLICE VAULT 48"X96"X48"	U	8,000	\$5,000.00	\$40,000.00	\$6,600.00	\$52,800.00		
614.5183	30" CONCRETE FIBER OPTIC MANHOLE	EA	2,000	\$2,000.00	\$4,000.00	\$1,980.00	\$3,960.00		
614.523	MOLDED PULL BOX 17"X30"	EA	60,000	\$450.00	\$27,000.00	\$495.00	\$29,700.00		
614.72114	2" PVC CONDUIT, SCHEDULE 40	LF	275,000	\$6.00	\$1,650.00	\$8.80	\$2,420.00		
614.73114	3" PVC CONDUIT, SCHEDULE 40	LF	7,100,000	\$7.50	\$53,250.00	\$9.90	\$70,290.00		
614.73118	3" PVC CONDUIT, SCHEDULE 80	LF	845,000	\$13.00	\$10,985.00	\$17.60	\$14,872.00		
614.73214	3" 2-DUCT PVC CONDUIT, SCHEDULE 40	LF	135,000	\$19.00	\$2,565.00	\$12.10	\$1,633.50		
614.73218	3" 2-DUCT PVC CONDUIT, SCHEDULE 80	LF	500,000	\$26.00	\$13,000.00	\$19.25	\$9,625.00		
614.74221	4" 2-DUCT HDPE CONDUIT, SDR 13.5	LF	15,400,000	\$23.00	\$354,200.00	\$23.10	\$355,740.00		
615.01201	TRAFFIC SIGN TYPE A, BREAKAWAY MOUNTS	SF	680,000	\$80.00	\$54,400.00	\$100.00	\$68,000.00		
615.014	RELOCATING TRAFFIC SIGN TYPE A	U	10,000	\$3,500.00	\$35,000.00	\$5,825.00	\$58,250.00		
615.0201	TRAFFIC SIGN TYPE B	SF	190,000	\$55.00	\$10,450.00	\$95.15	\$18,078.50		
615.02201	TRAFFIC SIGN TYPE B, BREAKAWAY MOUNTS	SF	140,000	\$140.00	\$19,600.00	\$149.60	\$20,944.00		
615.024	RELOCATING TRAFFIC SIGN TYPE B	U	41,000	\$1,200.00	\$49,200.00	\$242.00	\$9,922.00		
615.0301	TRAFFIC SIGN TYPE C	SF	370,000	\$41.00	\$15,170.00	\$33.00	\$12,210.00		
615.03201	TRAFFIC SIGN TYPE C, BREAKAWAY MOUNTS	SF	260,000	\$125.00	\$32,500.00	\$82.50	\$21,450.00		
615.034	RELOCATING TRAFFIC SIGN, TYPE C	U	3,000	\$150.00	\$450.00	\$203.50	\$610.50		
615.0401	TRAFFIC SIGN TYPE AA	SF	2,900,000	\$25.00	\$72,500.00	\$18.70	\$54,230.00		
615.0501	TRAFFIC SIGN TYPE BB	SF	200,000	\$20.00	\$4,000.00	\$13.20	\$2,640.00		
615.0601	TRAFFIC SIGN TYPE CC	SF	185,000	\$11.00	\$2,035.00	\$5.00	\$925.00		
615.064	RELOCATING TRAFFIC SIGN TYPE CC	U	2,000	\$175.00	\$350.00	\$55.00	\$110.00		
615.10001	FULL TRAFFIC SIGN STRUCTURE	U	1,000	\$90,000.00	\$90,000.00	\$80,000.00	\$80,000.00		
615.10002	FULL TRAFFIC SIGN STRUCTURE	U	1,000	\$75,000.00	\$75,000.00	\$48,000.00	\$48,000.00		
615.10003	FULL TRAFFIC SIGN STRUCTURE	U	1,000	\$60,000.00	\$60,000.00	\$53,000.00	\$53,000.00		
615.10004	FULL TRAFFIC SIGN STRUCTURE	U	1,000	\$120,000.00	\$120,000.00	\$135,000.00	\$135,000.00		
615.20001	CANTILEVER TRAFFIC SIGN STRUCTURE	U	1,000	\$40,000.00	\$40,000.00	\$39,600.00	\$39,600.00		
615.20002	CANTILEVER TRAFFIC SIGN STRUCTURE	U	1,000	\$40,000.00	\$40,000.00	\$39,600.00	\$39,600.00		

Item No.	Description	Unit	Quantity	PS&E		WEAVER BROS. CONST. CO., INC. 1829 RTE 3A BOW, NH 03304	
				Unit Price	Total	Unit Price	Total
615.20003	CANTILEVER TRAFFIC SIGN STRUCTURE	U	1,000	\$50,000.00	\$50,000.00	\$50,600.00	\$50,600.00
615.20004	CANTILEVER TRAFFIC SIGN STRUCTURE	U	1,000	\$60,000.00	\$60,000.00	\$50,600.00	\$50,600.00
616.101	TRAFFIC SIGNALS	U	1,000	\$125,000.00	\$125,000.00	\$245,000.00	\$245,000.00
616.102	TRAFFIC SIGNALS	U	1,000	\$125,000.00	\$125,000.00	\$195,000.00	\$195,000.00
616.141	COMPUTER EQUIPMENT AND TRAFFIC SIGNAL SOFTWARE	U	1,000	\$10,000.00	\$10,000.00	\$26,000.00	\$26,000.00
616.151	TRAFFIC SIGNAL (FIBER OPTIC)	U	1,000	\$20,000.00	\$20,000.00	\$38,830.00	\$38,830.00
616.161	TRAFFIC SIGNALS (TEMP.)	U	1,000	\$25,000.00	\$25,000.00	\$24,200.00	\$24,200.00
616.162	TRAFFIC SIGNALS (TEMP.)	U	1,000	\$25,000.00	\$25,000.00	\$27,500.00	\$27,500.00
616.163	TRAFFIC SIGNALS (TEMP.)	U	1,000	\$25,000.00	\$25,000.00	\$27,500.00	\$27,500.00
616.191	ALTERATIONS TO TRAFFIC SIGNALS	U	1,000	\$8,000.00	\$8,000.00	\$10,500.00	\$10,500.00
616.192	ALTERATIONS TO TRAFFIC SIGNALS	U	1,000	\$8,000.00	\$8,000.00	\$10,500.00	\$10,500.00
616.193	ALTERATIONS TO TRAFFIC SIGNALS	U	1,000	\$8,000.00	\$8,000.00	\$10,500.00	\$10,500.00
616.194	ALTERATIONS TO TRAFFIC SIGNALS	U	1,000	\$8,000.00	\$8,000.00	\$10,500.00	\$10,500.00
616.4191	RELOCATE EMERGENCY PREEMPTION SYSTEM	U	1,000	\$15,000.00	\$15,000.00	\$9,625.00	\$9,625.00
616.95	INSTALL TRAFFIC STUDY EQUIPMENT	U	1,000	\$26,000.00	\$26,000.00	\$14,850.00	\$14,850.00
616.8	UNIFORMED OFFICERS	\$	114,000,000	\$1.00	\$114,000.00	\$1.00	\$114,000.00
618.81	UNIFORMED OFFICERS WITH VEHICLE	\$	1,335,000,000	\$1.00	\$1,335,000.00	\$1.00	\$1,335,000.00
618.7	FLAGGERS	HR	8,420,000	\$22.00	\$185,240.00	\$28.50	\$239,970.00
619.1	MAINTENANCE OF TRAFFIC	U	1,000	\$600,000.00	\$600,000.00	\$1,000,000.00	\$1,000,000.00
619.25	PORTABLE CHANGEABLE MESSAGE SIGN	U	4,000	\$3,800.00	\$15,200.00	\$22,000.00	\$88,000.00
619.253	PORTABLE CHANGEABLE MESSAGE SIGN (UNIT WEEK)	UWK	120,000	\$200.00	\$24,000.00	\$425.00	\$51,000.00
619.27	TRAILER-MOUNTED SPEED LIMIT SIGN	U	2,000	\$3,000.00	\$6,000.00	\$12,500.00	\$25,000.00
619.279	AUTOMATED TRAILER-MOUNTED SPEED LIMIT SIGN	U	2,000	\$5,000.00	\$10,000.00	\$12,500.00	\$25,000.00
619.63	TRUCK-MOUNTED IMPACT ATTENUATOR, TEST LEVEL 3	U	2,000	\$10,000.00	\$20,000.00	\$40,000.00	\$80,000.00
619.72	TOW VEHICLE	HR	3,200,000	\$100.00	\$320,000.00	\$100.00	\$320,000.00
621.1	RETROREFLECTIVE MEDIAN BARRIER DELINEATOR	EA	140,000	\$10.00	\$1,400.00	\$12.00	\$1,680.00
621.2	RETROREFLECTIVE BEAM GUARDRAIL DELINEATOR	EA	345,000	\$4.75	\$1,638.75	\$5.50	\$1,897.50
621.31	SINGLE DELINEATOR WITH POST	EA	585,000	\$30.00	\$17,550.00	\$36.30	\$21,235.50
621.32	DOUBLE DELINEATOR WITH POST	EA	120,000	\$35.00	\$4,200.00	\$39.60	\$4,752.00
621.33	SINGLE DELINEATOR DOUBLE FACED WITH POST	EA	10,000	\$40.00	\$400.00	\$40.70	\$407.00
621.61	FIBER OPTIC DELINEATOR	EA	60,000	\$100.00	\$6,000.00	\$54.00	\$3,240.00
622.1	STEEL WITNESS MARKERS	EA	250,000	\$28.00	\$7,000.00	\$33.00	\$8,250.00
622.2	CONCRETE BOUNDS	EA	60,000	\$290.50	\$17,430.00	\$525.00	\$31,500.00
625.2	CONCRETE LIGHT POLE BASES, TYPE B	EA	11,000	\$625.00	\$6,875.00	\$990.00	\$10,890.00
625.55140	LIGHT POLE WITH LED LUMINAIRE (40' TALL, SINGLE HEAD)	EA	11,000	\$3,000.00	\$33,000.00	\$3,410.00	\$37,510.00
628.2	SAWED BITUMINOUS PAVEMENT	LF	4,800,000	\$2.00	\$9,600.00	\$2.50	\$12,000.00
628.5	DIAMOND GRINDING CONCRETE PAVEMENT	SY	3,560,000	\$35.00	\$124,600.00	\$17.60	\$62,656.00
631.024	MODULAR GLARE SCREEN	LF	7,600,000	\$29.50	\$224,200.00	\$31.40	\$238,640.00
632.0104	RETROREFLECTIVE PAINT PAVE. MARKING, 4" LINE	LF	55,900,000	\$0.12	\$6,708.00	\$0.14	\$7,826.00
632.0106	RETROREFLECTIVE PAINT PAVE. MARKING, 6" LINE	LF	446,800,000	\$0.15	\$67,020.00	\$0.17	\$75,956.00
632.0112	RETROREFLECTIVE PAINT PAVE. MARKING, 12" LINE	LF	610,000	\$0.40	\$244.00	\$1.10	\$671.00
632.0118	RETROREFLECTIVE PAINT PAVE. MARKING, 18" LINE	LF	490,000	\$2.00	\$980.00	\$3.30	\$1,617.00
632.02	RETROREFLECTIVE PAINT PAVEMENT MARKING, SYMBOL OR WORD	SF	1,200,000	\$2.00	\$2,400.00	\$3.30	\$3,960.00

Item No.	Description	Unit	Quantity	PS&E		WEAVER BROS. CONST. CO., INC. 1829 RTE. 3A BOW, NH 03304	
				Unit Price	Total	Unit Price	Total
632.3104	RETROREFLECT. THERMOPLAS. PAVE. MARKING, 4" LINE	LF	18,100.000	\$0.75	\$13,575.00	\$0.83	\$15,023.00
632.3106	RETROREFLECT. THERMOPLAS. PAVE. MARKING, 6" LINE	LF	3,150.000	\$1.00	\$3,150.00	\$1.10	\$3,465.00
632.3112	RETROREFLECT. THERMOPLAS. PAVE. MARKING, 12" LINE	LF	5,450.000	\$1.50	\$8,175.00	\$2.20	\$11,990.00
632.3118	RETROREFLECT. THERMOPLAS. PAVE. MARKING, 18" LINE	LF	250.000	\$5.00	\$1,250.00	\$6.60	\$1,650.00
632.32	RETROREFLECT. THERMOPLAS. PAVEMENT MARKING, SYMBOL OR WORD	SF	1,250.000	\$5.00	\$6,250.00	\$7.70	\$9,625.00
632.911	OBLITERATE PAVE. MARKING LINE, 12" WIDE & UNDER	LF	85,050.000	\$0.35	\$29,767.50	\$0.40	\$34,020.00
632.92	OBLITERATE PAVEMENT MARKING, SYMBOL OR WORD	SF	145.000	\$1.00	\$145.00	\$3.30	\$478.50
641.	LOAM	CY	185.000	\$26.00	\$4,810.00	\$32.00	\$5,920.00
643.22	FERTILIZER FOR REFERTILIZATION	TON	12.000	\$950.00	\$11,400.00	\$1,075.00	\$12,900.00
644.44	SLOPE SEED TYPE 44	LB	178.000	\$10.00	\$1,780.00	\$5.50	\$979.00
644.62	WET BASIN/MEADOW SEED TYPE 62	LB	36.000	\$200.00	\$7,200.00	\$250.00	\$9,000.00
644.82	SALT-TOLERANT GRASS SEED, TYPE 82	LB	160.000	\$50.00	\$8,000.00	\$22.00	\$3,520.00
645.0001	TURBIDITY BARRIER	LF	1,800.000	\$20.00	\$36,000.00	\$15.00	\$27,000.00
645.119	MULCH WITH TACKIFIERS	A	48.000	\$1,000.00	\$48,000.00	\$1,320.00	\$63,360.00
645.3	EROSION STONE	TON	15,000.000	\$22.00	\$330,000.00	\$24.25	\$363,750.00
645.44	TEMPORARY SLOPE STABILIZATION TYPE D (WILD/LIFE FRIENDLY)	SY	48,300.000	\$1.25	\$60,375.00	\$1.95	\$94,185.00
645.46	PERMANENT CHANNEL STABILIZATION TYPE B	SY	12,650.000	\$3.00	\$37,950.00	\$5.25	\$66,412.50
645.48	EROSION CONTROL MIX	CY	3,000.000	\$20.00	\$60,000.00	\$21.00	\$63,000.00
645.481	WOOD CHIPS FOR TEMPORARY EROSION CONTROL	CY	2,500.000	\$20.00	\$50,000.00	\$15.00	\$37,500.00
645.482	STUMP GRINDINGS FOR TEMPORARY EROSION CONTROL	CY	7,000.000	\$20.00	\$140,000.00	\$16.50	\$115,500.00
645.51	HAY BALES FOR TEMPORARY EROSION CONTROL	EA	1,000.000	\$8.00	\$8,000.00	\$10.00	\$10,000.00
645.512	COMPOST SOCK FOR PERIMETER BERM	LF	5,000.000	\$3.75	\$18,750.00	\$5.50	\$27,500.00
645.52	RYEGRASS FOR TEMPORARY EROSION CONTROL	LB	1,500.000	\$2.00	\$3,000.00	\$3.30	\$4,950.00
645.531	SILT FENCE	LF	30,870.000	\$3.00	\$92,610.00	\$2.50	\$77,175.00
645.611	BONDED FIBER MATRIX (BFM)	LB	169,000.000	\$1.50	\$253,500.00	\$1.40	\$236,600.00
645.612	FIBER REINFORCED MATRIX (FRM)	LB	17,000.000	\$1.50	\$25,500.00	\$1.55	\$26,350.00
645.7	STORM WATER POLLUTION PREVENTION PLAN	U	1.000	\$40,000.00	\$40,000.00	\$73,500.00	\$73,500.00
645.71	MONITORING SWPPP AND EROSION AND SEDIMENT CONTROLS	HR	3,750.000	\$50.00	\$187,500.00	\$60.00	\$225,000.00
645.81	STORM WATER REMOVAL - TRUCKING	HR	100.000	\$100.00	\$10,000.00	\$150.00	\$15,000.00
645.8103	EROSION CONTROL - PUMP (300 GAL/MIN DISCHARGE CAPACITY)	UWK	150.000	\$1,000.00	\$150,000.00	\$565.00	\$84,750.00
645.8106	EROSION CONTROL - PUMP (600 GAL/MIN DISCHARGE CAPACITY)	UWK	200.000	\$1,200.00	\$240,000.00	\$825.00	\$165,000.00
645.8110	EROSION CONTROL - PUMP (1000 GAL/MIN DISCHARGE CAPACITY)	UWK	200.000	\$1,500.00	\$300,000.00	\$1,000.00	\$200,000.00
645.8203	EROSION CONTROL - PUMP (300 GAL/MIN DISCHARGE CAPACITY)	U	2.000	\$75,000.00	\$150,000.00	\$40,000.00	\$80,000.00
645.8205	EROSION CONTROL - PUMP (500 GAL/MIN DISCHARGE CAPACITY)	U	2.000	\$90,000.00	\$180,000.00	\$55,000.00	\$110,000.00
645.8210	EROSION CONTROL - PUMP (1000 GAL/MIN DISCHARGE CAPACITY)	U	3.000	\$120,000.00	\$360,000.00	\$75,000.00	\$225,000.00
645.85	FLOCCULANT TREATMENT SYSTEM	MON	79.000	\$11,000.00	\$869,000.00	\$8,500.00	\$671,500.00
645.851	WATER QUALITY MONITORING FOR CONSTRUCTION STORMWATER	HR	900.000	\$67.00	\$60,300.00	\$60.00	\$54,000.00

Item No.	Description	Unit	Quantity	PS&E			WEAVER BROS. CONST. CO., INC. 1629 RTE 3A BOW, NH 03304		
				Unit Price	Total	Total	Unit Price	Total	Unit Price
645.852	FLOCCULANT TREATMENT SYSTEM OPERATION	HR	1,350.000	\$80.00	\$108,000.00	\$70.00	\$94,500.00	\$84,500.00	\$94,500.00
646.2	TURF ESTABLISHMENT WITHOUT MULCH	A	56.000	\$1,500.00	\$84,000.00	\$1,540.00	\$86,240.00	\$86,240.00	\$86,240.00
647.1	HUMUS	CY	28,300.000	\$15.00	\$424,500.00	\$21.00	\$594,300.00	\$594,300.00	\$594,300.00
647.29	WETLAND HUMUS	CY	1,100.000	\$20.00	\$22,000.00	\$21.00	\$23,100.00	\$23,100.00	\$23,100.00
670.02	SEDIMENT SUMP MEASURING BLOCK	EA	7.000	\$330.00	\$2,310.00	\$1,000.00	\$7,000.00	\$7,000.00	\$7,000.00
670.04501	CONSTRUCT AND REMOVE DIVERSION	U	1.000	\$217,400.00	\$217,400.00	\$264,500.00	\$264,500.00	\$264,500.00	\$264,500.00
670.04502	CONSTRUCT AND REMOVE DIVERSION	U	1.000	\$12,700.00	\$12,700.00	\$15,000.00	\$15,000.00	\$15,000.00	\$15,000.00
670.04503	CONSTRUCT AND REMOVE DIVERSION	U	1.000	\$63,100.00	\$63,100.00	\$155,500.00	\$155,500.00	\$155,500.00	\$155,500.00
670.04504	CONSTRUCT AND REMOVE DIVERSION	U	1.000	\$134,700.00	\$134,700.00	\$127,000.00	\$127,000.00	\$127,000.00	\$127,000.00
670.04505	CONSTRUCT AND REMOVE DIVERSION	U	1.000	\$191,600.00	\$191,600.00	\$212,000.00	\$212,000.00	\$212,000.00	\$212,000.00
670.04506	CONSTRUCT AND REMOVE DIVERSION	U	1.000	\$12,200.00	\$12,200.00	\$18,000.00	\$18,000.00	\$18,000.00	\$18,000.00
670.04507	CONSTRUCT AND REMOVE DIVERSION	U	1.000	\$13,400.00	\$13,400.00	\$20,000.00	\$20,000.00	\$20,000.00	\$20,000.00
670.04508	CONSTRUCT AND REMOVE DIVERSION	U	1.000	\$116,300.00	\$116,300.00	\$125,400.00	\$125,400.00	\$125,400.00	\$125,400.00
670.04509	CONSTRUCT AND REMOVE DIVERSION	U	1.000	\$13,400.00	\$13,400.00	\$21,350.00	\$21,350.00	\$21,350.00	\$21,350.00
670.04510	CONSTRUCT AND REMOVE DIVERSION	U	1.000	\$119,400.00	\$119,400.00	\$124,000.00	\$124,000.00	\$124,000.00	\$124,000.00
670.04601	CONSTRUCT AND REMOVE TEMPORARY WIDENING	U	1.000	\$34,650.00	\$34,650.00	\$57,500.00	\$57,500.00	\$57,500.00	\$57,500.00
670.04602	CONSTRUCT AND REMOVE TEMPORARY WIDENING	U	1.000	\$34,950.00	\$34,950.00	\$54,500.00	\$54,500.00	\$54,500.00	\$54,500.00
670.04603	CONSTRUCT AND REMOVE TEMPORARY WIDENING	U	1.000	\$34,850.00	\$34,850.00	\$57,250.00	\$57,250.00	\$57,250.00	\$57,250.00
670.04604	CONSTRUCT AND REMOVE TEMPORARY WIDENING	U	1.000	\$11,600.00	\$11,600.00	\$19,800.00	\$19,800.00	\$19,800.00	\$19,800.00
670.04605	CONSTRUCT AND REMOVE TEMPORARY WIDENING	U	1.000	\$30,500.00	\$30,500.00	\$45,375.00	\$45,375.00	\$45,375.00	\$45,375.00
670.04606	CONSTRUCT AND REMOVE TEMPORARY WIDENING	U	1.000	\$5,650.00	\$5,650.00	\$13,875.00	\$13,875.00	\$13,875.00	\$13,875.00
670.04607	CONSTRUCT AND REMOVE TEMPORARY WIDENING	U	1.000	\$5,750.00	\$5,750.00	\$11,775.00	\$11,775.00	\$11,775.00	\$11,775.00
670.04608	CONSTRUCT AND REMOVE TEMPORARY WIDENING	U	1.000	\$4,000.00	\$4,000.00	\$7,200.00	\$7,200.00	\$7,200.00	\$7,200.00
670.04609	CONSTRUCT AND REMOVE TEMPORARY WIDENING	U	1.000	\$35,700.00	\$35,700.00	\$52,800.00	\$52,800.00	\$52,800.00	\$52,800.00
670.04610	CONSTRUCT AND REMOVE TEMPORARY WIDENING	U	1.000	\$59,000.00	\$59,000.00	\$90,200.00	\$90,200.00	\$90,200.00	\$90,200.00
670.04611	CONSTRUCT AND REMOVE TEMPORARY WIDENING	U	1.000	\$2,450.00	\$2,450.00	\$4,900.00	\$4,900.00	\$4,900.00	\$4,900.00
670.04612	CONSTRUCT AND REMOVE TEMPORARY WIDENING	U	1.000	\$47,850.00	\$47,850.00	\$73,850.00	\$73,850.00	\$73,850.00	\$73,850.00
670.04613	CONSTRUCT AND REMOVE TEMPORARY WIDENING	U	1.000	\$16,600.00	\$16,600.00	\$26,375.00	\$26,375.00	\$26,375.00	\$26,375.00
670.04614	CONSTRUCT AND REMOVE TEMPORARY WIDENING	U	1.000	\$37,200.00	\$37,200.00	\$53,150.00	\$53,150.00	\$53,150.00	\$53,150.00
670.04615	CONSTRUCT AND REMOVE TEMPORARY WIDENING	U	1.000	\$17,250.00	\$17,250.00	\$27,100.00	\$27,100.00	\$27,100.00	\$27,100.00
670.04616	CONSTRUCT AND REMOVE TEMPORARY WIDENING	U	1.000	\$1,850.00	\$1,850.00	\$4,000.00	\$4,000.00	\$4,000.00	\$4,000.00
670.04617	CONSTRUCT AND REMOVE TEMPORARY WIDENING	U	1.000	\$2,350.00	\$2,350.00	\$7,500.00	\$7,500.00	\$7,500.00	\$7,500.00
670.04618	CONSTRUCT AND REMOVE TEMPORARY WIDENING	U	1.000	\$8,300.00	\$8,300.00	\$13,500.00	\$13,500.00	\$13,500.00	\$13,500.00
670.04619	CONSTRUCT AND REMOVE TEMPORARY WIDENING	U	1.000	\$30,650.00	\$30,650.00	\$50,775.00	\$50,775.00	\$50,775.00	\$50,775.00
670.04620	CONSTRUCT AND REMOVE TEMPORARY WIDENING	U	1.000	\$26,700.00	\$26,700.00	\$36,750.00	\$36,750.00	\$36,750.00	\$36,750.00
670.066	MAILBOX SUPPORT ASSEMBLIES	EA	6.000	\$175.00	\$1,050.00	\$200.00	\$1,200.00	\$1,200.00	\$1,200.00
670.104	TEMPORARY PORTABLE LIGHTING	U	15.000	\$10,000.00	\$150,000.00	\$16,000.00	\$240,000.00	\$240,000.00	\$240,000.00
670.1611	DISCHARGE PERMIT FOR TREATED CONTAMINATED WATER	U	1.000	\$5,000.00	\$5,000.00	\$5,500.00	\$5,500.00	\$5,500.00	\$5,500.00
670.313	PIPE CLEAN OUT AND DEBRIS REMOVAL	U	1.000	\$10,000.00	\$10,000.00	\$5,500.00	\$5,500.00	\$5,500.00	\$5,500.00
670.321	SENSITIVE AREA MITIGATION	U	1.000	\$4,583.00	\$4,583.00	\$7,000.00	\$7,000.00	\$7,000.00	\$7,000.00
670.822	GNSS CONSTRUCTION INSPECTION EQUIPMENT	U	1.000	\$30,000.00	\$30,000.00	\$45,000.00	\$45,000.00	\$45,000.00	\$45,000.00
670.95	TEMPORARY SAFETY FENCE	LF	1,000.000	\$4.50	\$4,500.00	\$4.50	\$4,500.00	\$4,500.00	\$4,500.00
671.603	3-INCH PVC CONDUIT, SCHEDULE 80, DIRECTIONAL BORE	LF	380.000	\$52.00	\$19,760.00	\$60.00	\$22,800.00	\$22,800.00	\$22,800.00
671.61089	TEMPORARY 8" HDPE DRAINAGE PIPE, DIRECTIONAL BORE	LF	100.000	\$50.00	\$5,000.00	\$100.00	\$10,000.00	\$10,000.00	\$10,000.00
671.62904	4" 16-DUCT HDPE CONDUIT (DIRECTIONAL DRILL)	LF	250.000	\$2,000.00	\$500,000.00	\$2,920.00	\$730,000.00	\$730,000.00	\$730,000.00

Item No.	Description	Unit	Quantity	PS&E			WEAVER BROS. CONST. CO., INC. 1829 RTE 3A BOW, NH 03304		
				Unit Price	Total	Total	Unit Price	Total	Total
677-317	RELOCATE WIRELESS COMMUNICATIONS EQUIPMENT	U	1,000	\$20,000.00	\$20,000.00	\$13,500.00	\$13,500.00	\$13,500.00	
677-41001	CLOSED CIRCUIT TELEVISION (CCTV) SYSTEM FOUNDATION	U	1,000	\$30,000.00	\$30,000.00	\$30,360.00	\$30,360.00	\$30,360.00	
677-41002	CLOSED CIRCUIT TELEVISION (CCTV) SYSTEM FOUNDATION	U	1,000	\$30,000.00	\$30,000.00	\$32,450.00	\$32,450.00	\$32,450.00	
677-4101	CCTV SYSTEM	U	1,000	\$85,000.00	\$85,000.00	\$74,030.00	\$74,030.00	\$74,030.00	
677-417	RELOCATE CLOSED CIRCUIT TELEVISION (CCTV) SYSTEM	U	1,000	\$85,000.00	\$85,000.00	\$18,700.00	\$18,700.00	\$18,700.00	
677-4217	RELOCATE NON-INVASIVE SENSOR EQUIPMENT	U	1,000	\$20,000.00	\$20,000.00	\$8,800.00	\$8,800.00	\$8,800.00	
677-4301	VARIABLE SPEED LIMIT SIGN SYSTEM	U	1,000	\$60,000.00	\$60,000.00	\$53,900.00	\$53,900.00	\$53,900.00	
677-4302	VARIABLE SPEED LIMIT SIGN SYSTEM	U	1,000	\$60,000.00	\$60,000.00	\$53,900.00	\$53,900.00	\$53,900.00	
677-51012	12-STRAND SINGLE MODE FIBER OPTIC CABLE	LF	1,900,000	\$4.50	\$8,550.00	\$2.20	\$4,180.00	\$4,180.00	
677-51024	24-STRAND SINGLE MODE FIBER OPTIC CABLE	LF	350,000	\$5.50	\$1,925.00	\$2.20	\$770.00	\$770.00	
677-51072	72-STRAND SINGLE MODE FIBER OPTIC CABLE	LF	3,800,000	\$7.00	\$26,600.00	\$3.30	\$12,540.00	\$12,540.00	
677-51288	288-STRAND SINGLE MODE FIBER OPTIC CABLE	LF	12,650,000	\$8.00	\$101,200.00	\$8.25	\$104,362.50	\$104,362.50	
677-53	FIBER OPTIC SPLICE	EA	366,000	\$125.00	\$45,750.00	\$55.00	\$20,130.00	\$20,130.00	
677-54101	GROUND MOUNTED ITS EQUIPMENT CABINET	U	1,000	\$15,000.00	\$15,000.00	\$12,500.00	\$12,500.00	\$12,500.00	
677-54102	GROUND MOUNTED ITS EQUIPMENT CABINET	U	1,000	\$15,000.00	\$15,000.00	\$12,500.00	\$12,500.00	\$12,500.00	
677-54103	GROUND MOUNTED ITS EQUIPMENT CABINET	U	1,000	\$15,000.00	\$15,000.00	\$12,500.00	\$12,500.00	\$12,500.00	
677-54104	GROUND MOUNTED ITS EQUIPMENT CABINET	U	1,000	\$15,000.00	\$15,000.00	\$12,500.00	\$12,500.00	\$12,500.00	
677-561	FIBER OPTIC PATCH PANEL (12-POSITION)	EA	4,000	\$1,000.00	\$4,000.00	\$1,045.00	\$4,180.00	\$4,180.00	
677-5621	100 MBPS FIBER ETHERNET SWITCH	EA	4,000	\$5,000.00	\$20,000.00	\$5,060.00	\$20,240.00	\$20,240.00	
677-5622	1 GBPS FIBER ETHERNET SWITCH	EA	1,000	\$6,000.00	\$6,000.00	\$5,390.00	\$5,390.00	\$5,390.00	
677-6301	METER AND DISCONNECT PEDESTAL	U	1,000	\$2,600.00	\$2,600.00	\$3,300.00	\$3,300.00	\$3,300.00	
677-6302	METER AND DISCONNECT PEDESTAL	U	1,000	\$2,600.00	\$2,600.00	\$4,400.00	\$4,400.00	\$4,400.00	
677-6303	METER AND DISCONNECT PEDESTAL	U	1,000	\$2,600.00	\$2,600.00	\$3,300.00	\$3,300.00	\$3,300.00	
677-6304	METER AND DISCONNECT PEDESTAL	U	1,000	\$2,600.00	\$2,600.00	\$4,400.00	\$4,400.00	\$4,400.00	
677-6305	METER AND DISCONNECT PEDESTAL	U	1,000	\$2,600.00	\$2,600.00	\$4,400.00	\$4,400.00	\$4,400.00	
677-6306	METER AND DISCONNECT PEDESTAL	U	1,000	\$2,600.00	\$2,600.00	\$4,400.00	\$4,400.00	\$4,400.00	
677-6307	METER AND DISCONNECT PEDESTAL	U	1,000	\$2,600.00	\$2,600.00	\$4,400.00	\$4,400.00	\$4,400.00	
677-64	UNINTERRUPTIBLE POWER SUPPLY (UPS)	EA	4,000	\$10,000.00	\$40,000.00	\$5,500.00	\$22,000.00	\$22,000.00	
677-9300	3-CONDUCTOR #00 AWG CABLE	LF	880,000	\$12.00	\$10,560.00	\$12.10	\$10,648.00	\$10,648.00	
677-9301	3-CONDUCTOR #0 AWG CABLE	LF	1,650,000	\$10.00	\$16,500.00	\$11.00	\$18,150.00	\$18,150.00	
677-9304	3-CONDUCTOR #4 AWG CABLE	LF	250,000	\$10.00	\$2,500.00	\$8.80	\$2,200.00	\$2,200.00	
677-9306	3-CONDUCTOR #8 AWG CABLE	LF	160,000	\$8.00	\$1,280.00	\$8.80	\$1,408.00	\$1,408.00	
677-9308	3-CONDUCTOR #8 AWG CABLE	LF	290,000	\$6.00	\$1,740.00	\$2.75	\$797.50	\$797.50	
677-9314	3-CONDUCTOR #14 AWG CABLE	LF	175,000	\$6.00	\$1,050.00	\$2.75	\$481.25	\$481.25	
692.	MOBILIZATION	U	1,000	\$3,610,816.10	\$3,610,816.10	\$4,100,000.00	\$4,100,000.00	\$4,100,000.00	
693.	ON-THE-JOB TRAINING OF UNSKILLED WORKERS	\$	2,400,000	\$1.00	\$2,400.00	\$1.00	\$2,400.00	\$2,400.00	
697-11	INVASIVE SPECIES CONTROL AND MANAGEMENT PLAN	U	1,000	\$6,000.00	\$6,000.00	\$3,740.00	\$3,740.00	\$3,740.00	
697-31	PROJECT OPERATIONS PLAN	U	1,000	\$10,000.00	\$10,000.00	\$7,000.00	\$7,000.00	\$7,000.00	
697-41	CRITICAL PATH METHOD (CPM) ELECTRONIC SCHEDULE	U	1,000	\$36,000.00	\$36,000.00	\$11,250.00	\$11,250.00	\$11,250.00	
698-11	FIELD OFFICE TYPE A	MON	45,000	\$2,500.00	\$112,500.00	\$3,750.00	\$168,750.00	\$168,750.00	
698-2	PHYSICAL TESTING LABORATORY	MON	45,000	\$1,000.00	\$45,000.00	\$950.00	\$42,750.00	\$42,750.00	
699.	MISCELLANEOUS TEMPORARY EROSION AND SEDIMENT CONTROL	\$	600,000,000	\$1.00	\$600,000.00	\$1.00	\$600,000.00	\$600,000.00	
814.1	TEMPORARY UTILITY SUPPORT	U	1,000	\$75,000.00	\$75,000.00	\$11,000.00	\$11,000.00	\$11,000.00	

Item No.	Description	Unit	Quantity	P&E		WEAVER BROS. CONST. CO., INC. 1829 RTE 3A BOW, NH 03304		Total	Unit Price	Total
				Unit Price	Total	Unit Price	Total			
1008.6	ALTERATIONS AND ADDITIONS AS NEEDED - DRINKING WATER RESOURCE PROTECTIO	\$	25,000.000	\$1.00	\$25,000.00	\$1.00	\$25,000.00	\$25,000.00	\$1.00	\$25,000.00
1008.8	ALTERATIONS AND ADDITIONS AS NEEDED - WINTER MAINTENANCE	\$	25,000.000	\$1.00	\$25,000.00	\$1.00	\$25,000.00	\$25,000.00	\$1.00	\$25,000.00
1005.211	TREATMENT OR DISPOSAL OF CONTAMINATED GROUNDWATER	\$	100,000.000	\$1.00	\$100,000.00	\$1.00	\$100,000.00	\$100,000.00	\$1.00	\$100,000.00
1010.15	FUEL ADJUSTMENT	\$	250,000.000	\$1.00	\$250,000.00	\$1.00	\$250,000.00	\$250,000.00	\$1.00	\$250,000.00
1010.2	ASPHALT CEMENT ADJUSTMENT	\$	100,000.000	\$1.00	\$100,000.00	\$1.00	\$100,000.00	\$100,000.00	\$1.00	\$100,000.00
1010.3	QUALITY CONTROL QUALITY ASSURANCE (QC/QA) ASPHALT	\$	312,800.000	\$1.00	\$312,800.00	\$1.00	\$312,800.00	\$312,800.00	\$1.00	\$312,800.00
1010.41	QUALITY CONTROL QUALITY ASSURANCE (QC/QA) FOR CONCRETE	\$	7,297.500	\$1.00	\$7,297.50	\$1.00	\$7,297.50	\$7,297.50	\$1.00	\$7,297.50
1010.42	QUALITY CONTROL QUALITY ASSURANCE (QC/QA) FOR CONCRETE	\$	7,047.500	\$1.00	\$7,047.50	\$1.00	\$7,047.50	\$7,047.50	\$1.00	\$7,047.50
1010.43	QUALITY CONTROL QUALITY ASSURANCE (QC/QA) FOR CONCRETE	\$	19,245.000	\$1.00	\$19,245.00	\$1.00	\$19,245.00	\$19,245.00	\$1.00	\$19,245.00
1010.44	QUALITY CONTROL QUALITY ASSURANCE (QC/QA) FOR CONCRETE	\$	16,517.500	\$1.00	\$16,517.50	\$1.00	\$16,517.50	\$16,517.50	\$1.00	\$16,517.50
1010.45	QUALITY CONTROL QUALITY ASSURANCE (QC/QA) FOR CONCRETE	\$	52,205.000	\$1.00	\$52,205.00	\$1.00	\$52,205.00	\$52,205.00	\$1.00	\$52,205.00
1010.46	QUALITY CONTROL QUALITY ASSURANCE (QC/QA) FOR CONCRETE	\$	20,747.500	\$1.00	\$20,747.50	\$1.00	\$20,747.50	\$20,747.50	\$1.00	\$20,747.50

Totals: \$67,938,067.57

\$73,953,297.99



PS&E Comparison

SALEM TO MANCHESTER
14633D
A004(375)

Item No.	Description	Unit	Quantity	A-Bidder		PS&E		A-PS&E Difference
				Unit Price	Total	Unit Price	Total	
201.01	CLEARING (F)	A	1.660	\$1,500.00	\$2,490.00	\$3,500.00	\$5,810.00	(\$3,320.00)
201.1	CLEARING AND GRUBBING (F)	A	24.080	\$6,000.00	\$144,480.00	\$5,000.00	\$120,400.00	\$24,080.00
201.6	CLEARING FOR FENCE LINES (F)	A	.270	\$3,200.00	\$864.00	\$3,000.00	\$810.00	\$54.00
201.712	SELECTIVE CLEARING AND THINNING	SY	1,650,000	\$1.20	\$1,980.00	\$4.25	\$7,012.50	(\$5,032.50)
201.881	INVASIVE SPECIES CONTROL TYPE I	SY	122,400,000	\$0.60	\$73,440.00	\$1.50	\$183,600.00	(\$110,160.00)
201.882	INVASIVE SPECIES CONTROL TYPE II	SY	46,600,000	\$0.65	\$30,290.00	\$1.50	\$69,900.00	(\$39,610.00)
202.201	DEMOLISHING BUILDINGS	U	1,000	\$5,000.00	\$5,000.00	\$5,000.00	\$5,000.00	\$0.00
202.202	DEMOLISHING BUILDINGS	U	1,000	\$8,000.00	\$8,000.00	\$20,000.00	\$20,000.00	(\$12,000.00)
202.203	DEMOLISHING BUILDINGS	U	1,000	\$9,000.00	\$9,000.00	\$25,000.00	\$25,000.00	(\$16,000.00)
202.301	BUILDING ASBESTOS ABATEMENT	U	1,000	\$5,000.00	\$5,000.00	\$6,550.00	\$6,550.00	(\$1,550.00)
202.302	BUILDING ASBESTOS ABATEMENT	U	1,000	\$6,000.00	\$6,000.00	\$18,280.00	\$18,280.00	(\$12,280.00)
202.303	BUILDING ASBESTOS ABATEMENT	U	1,000	\$3,000.00	\$3,000.00	\$5,550.00	\$5,550.00	(\$2,550.00)
202.31	FILL ABANDONED PIPE	CY	390,000	\$165.00	\$64,350.00	\$160.00	\$62,400.00	\$1,950.00
202.32	FILL AND ABANDON STRUCTURE	CY	105,000	\$165.00	\$17,325.00	\$150.00	\$15,750.00	\$1,575.00
202.41	REMOVAL OF EXISTING PIPE 0-24" DIAMETER	LF	5,600,000	\$10.00	\$56,000.00	\$10.00	\$56,000.00	\$0.00

Items

202.42	REMOVAL OF EXISTING PIPE OVER 24" DIAMETER	LF	400.000	\$12.50	\$5,000.00	\$14.00	\$5,600.00	(\$600.00)
202.5	REMOVAL OF CATCH BASINS, DROP INLETS, AND MANHOLES	EA	92.000	\$295.00	\$27,140.00	\$250.00	\$23,000.00	\$4,140.00
202.6	CURB REMOVAL FOR SALVAGE	LF	22,400.000	\$4.50	\$100,800.00	\$4.00	\$89,600.00	\$11,200.00
202.7	REMOVAL OF GUARDRAIL	LF	21,200.000	\$1.00	\$21,200.00	\$1.50	\$31,800.00	(\$10,600.00)
202.8	REMOVAL OF FENCE	LF	7,850.000	\$2.75	\$21,587.50	\$4.00	\$31,400.00	(\$9,812.50)
202.843	REMOVAL OF LIGHT POLE	U	14.000	\$350.00	\$4,900.00	\$500.00	\$7,000.00	(\$2,100.00)
203.1	COMMON EXCAVATION	CY	320,700.000	\$3.00	\$962,100.00	\$5.00	\$1,603,500.00	(\$641,400.00)
203.2	ROCK EXCAVATION	CY	65,800.000	\$20.00	\$1,316,000.00	\$15.00	\$987,000.00	\$329,000.00
203.37	SEGREGATING AND REHANDLING NON-CONTAMINATED SOILS	CY	2,750.000	\$7.00	\$19,250.00	\$7.00	\$19,250.00	\$0.00
203.4	MUCK EXCAVATION	CY	8,950.000	\$9.00	\$80,550.00	\$10.00	\$89,500.00	(\$8,950.00)
203.53	LOW PERMEABILITY FILL (F)	CY	11,963.000	\$9.00	\$107,667.00	\$13.00	\$155,519.00	(\$47,852.00)
203.5525	PORTABLE CHANGEABLE MESSAGE SIGN PLATFORM	U	4.000	\$800.00	\$3,200.00	\$950.00	\$3,800.00	(\$600.00)
203.5554	GUARDRAIL EAGRT PLATFORM, TL 3	U	1.000	\$1,000.00	\$1,000.00	\$1,100.00	\$1,100.00	(\$100.00)
203.55542	GUARDRAIL EAGRT OFFSET PLATFORM ALTERNATE, TL 3	U	4.000	\$1,000.00	\$4,000.00	\$1,100.00	\$4,400.00	(\$400.00)
203.55543	GUARDRAIL EAGRT OFFSET PLATFORM, TL 3	U	26.000	\$1,000.00	\$26,000.00	\$980.00	\$25,480.00	\$520.00
203.55555	GUARDRAIL EAGRT OFFSET PLATFORM, TL 2 - 25'	U	1.000	\$800.00	\$800.00	\$900.00	\$900.00	(\$100.00)
203.6	EMBANKMENT-IN-PLACE (F)	CY	363,384.000	\$3.00	\$1,090,152.00	\$5.00	\$1,816,920.00	(\$726,768.00)
203.62	EMBANKMENT-IN-PLACE, REPLACEMENT MATERIAL	CY	4,750.000	\$3.00	\$14,250.00	\$6.50	\$30,875.00	(\$16,625.00)
203.661	GRAVEL BACKFILL FOR MUCK AND UNSUITABLE MATERIAL EXCAVATION	CY	2,300.000	\$10.00	\$23,000.00	\$15.00	\$34,500.00	(\$11,500.00)
203.662	ROCK AND GRAVEL BACKFILL FOR MUCK AND UNSUITABLE MATERIAL EXCAVATION	CY	2,200.000	\$10.00	\$22,000.00	\$15.00	\$33,000.00	(\$11,000.00)
203.7	REHANDLING SURCHARGE MATERIAL	CY	2,900.000	\$7.50	\$21,750.00	\$12.00	\$34,800.00	(\$13,050.00)
203.81	PRESPLITTING HOLES	LF	2,900.000	\$10.00	\$29,000.00	\$9.00	\$26,100.00	\$2,900.00

203.82	EXTRA DRILLED HOLES WITHOUT EXPLOSIVES	LF	580.000	\$1.00	\$580.00	\$3.00	\$1,740.00	(\$1,160.00)
203.91	ROCK SCALING - HAND METHOD	HR	200.000	\$125.00	\$25,000.00	\$250.00	\$50,000.00	(\$25,000.00)
203.92	ROCK SCALING - MACHINE METHOD	HR	150.000	\$150.00	\$22,500.00	\$500.00	\$75,000.00	(\$52,500.00)
203.93	HYDROGEOLOGIST	U	1.000	\$18,000.00	\$18,000.00	\$10,000.00	\$10,000.00	\$8,000.00
203.941	BASELINE GROUNDWATER SAMPLING EVENT	EA	180.000	\$160.00	\$28,800.00	\$200.00	\$36,000.00	(\$7,200.00)
203.942	EXTENDED GROUNDWATER SAMPLING EVENT	EA	12.000	\$810.00	\$9,720.00	\$800.00	\$9,600.00	\$120.00
206.1	COMMON STRUCTURE EXCAVATION	CY	4,950.000	\$13.50	\$66,825.00	\$15.00	\$74,250.00	(\$7,425.00)
206.19	COMMON STRUCTURE EXCAVATION EXPLORATORY	CY	210.000	\$125.00	\$26,250.00	\$40.00	\$8,400.00	\$17,850.00
206.2	ROCK STRUCTURE EXCAVATION	CY	10,900.000	\$48.00	\$523,200.00	\$47.00	\$512,300.00	\$10,900.00
207.3	UNCLASSIFIED CHANNEL EXCAVATION	CY	7,600.000	\$20.00	\$152,000.00	\$15.00	\$114,000.00	\$38,000.00
209.1	GRANULAR BACKFILL	CY	470.000	\$17.00	\$7,990.00	\$23.00	\$10,810.00	(\$2,820.00)
209.201	GRANULAR BACKFILL (BRIDGE) (F)	CY	2,808.000	\$34.00	\$95,472.00	\$25.00	\$70,200.00	\$25,272.00
209.5	GRANULAR BACKFILL FOR MSE WALLS	CY	22,357.000	\$21.00	\$469,497.00	\$25.00	\$558,925.00	(\$89,428.00)
214.	FINE GRADING	U	1.000	\$796,000.00	\$796,000.00	\$370,000.00	\$370,000.00	\$426,000.00
214.3	FINE GRADING EARTH BERMS IN ROCKCUTS	LF	350.000	\$9.75	\$3,412.50	\$10.00	\$3,500.00	(\$87.50)
224.1	HORIZONTAL DRAINS IN ROCK	LF	2,100.000	\$2.00	\$4,200.00	\$4.00	\$8,400.00	(\$4,200.00)
225.2	PRESTRESSED ROCK BOLTS	LF	300.000	\$70.00	\$21,000.00	\$170.00	\$51,000.00	(\$30,000.00)
225.3	ROCK DOWELS (UNTENSIONED ROCK BOLT)	LF	300.000	\$65.00	\$19,500.00	\$140.00	\$42,000.00	(\$22,500.00)
304.1	SAND (F)	CY	105,309.000	\$15.00	\$1,579,635.00	\$17.00	\$1,790,253.00	(\$210,618.00)
304.101	SAND	CY	2,000.000	\$15.00	\$30,000.00	\$17.00	\$34,000.00	(\$4,000.00)
304.11	SAND FOR SHIM	CY	1,700.000	\$21.00	\$35,700.00	\$17.00	\$28,900.00	\$6,800.00
304.2	GRAVEL (F)	CY	538.000	\$21.00	\$11,298.00	\$21.00	\$11,298.00	\$0.00
304.3	CRUSHED GRAVEL (F)	CY	155.000	\$31.50	\$4,882.50	\$25.00	\$3,875.00	\$1,007.50

304.32	CRUSHED GRAVEL FOR SHOULDER LEVELING	TON	125.000	\$27.00	\$3,375.00	\$25.00	\$3,125.00	\$250.00
304.35	CRUSHED GRAVEL FOR DRIVES	CY	765.000	\$28.00	\$21,420.00	\$21.00	\$16,065.00	\$5,355.00
304.4	CRUSHED STONE (FINE GRADATION) (F)	CY	63,243.000	\$18.00	\$1,138,374.00	\$20.00	\$1,264,860.00	(\$126,486.00)
304.41	CRUSHED STONE (FINE GRADATION) FOR SHIM	CY	5,900.000	\$18.00	\$106,200.00	\$22.00	\$129,800.00	(\$23,600.00)
304.5	CRUSHED STONE (COARSE GRADATION) (F)	CY	36,797.000	\$18.00	\$662,346.00	\$18.00	\$662,346.00	\$0.00
304.51	CRUSHED STONE (COARSE GRADATION) FOR SHIM	CY	1,900.000	\$18.00	\$34,200.00	\$20.00	\$38,000.00	(\$3,800.00)
315.5	CRUSHED STONE (ENERGY ABSORBING MATERIAL)	CY	1,900.000	\$30.00	\$57,000.00	\$26.00	\$49,400.00	\$7,600.00
403.11	HOT BITUMINOUS PAVEMENT, MACHINE METHOD	TON	2,030.000	\$60.00	\$121,800.00	\$62.00	\$125,860.00	(\$4,060.00)
403.11001	HOT BITUMINOUS PAVEMENT, MACHINE METHOD (QC/QA TIER 1)	TON	103,400.000	\$54.00	\$5,583,600.00	\$57.00	\$5,893,800.00	(\$310,200.00)
403.11002	HOT BITUMINOUS PAVEMENT, MACHINE METHOD (QC/QA TIER 2)	TON	5,300.000	\$60.00	\$318,000.00	\$60.00	\$318,000.00	\$0.00
403.119	HOT BITUMINOUS PAVEMENT, MACHINE METHOD, HIGH STRENGTH	TON	7,600.000	\$70.00	\$532,000.00	\$76.00	\$577,600.00	(\$45,600.00)
403.12	HOT BITUMINOUS PAVEMENT, HAND METHOD	TON	1,550.000	\$105.00	\$162,750.00	\$115.00	\$178,250.00	(\$15,500.00)
403.4	MATERIAL TRANSFER VEHICLE (MTV)	TON	116,300.000	\$1.25	\$145,375.00	\$1.20	\$139,560.00	\$5,815.00
403.6	PAVEMENT JOINT ADHESIVE	LF	695,100.000	\$0.21	\$145,971.00	\$0.25	\$173,775.00	(\$27,804.00)
403.61	PAVEMENT JOINT ADHESIVE (BRIDGE BASE)	LF	2,733.000	\$0.75	\$2,049.75	\$2.00	\$5,466.00	(\$3,416.25)
403.911	HOT BITUMINOUS BRIDGE PAVEMENT, 1" BASE COURSE	TON	283.900	\$150.00	\$42,585.00	\$155.00	\$44,004.50	(\$1,419.50)
403.99	TEMPORARY BITUMINOUS PAVEMENT	TON	23,100.000	\$65.00	\$1,501,500.00	\$65.00	\$1,501,500.00	\$0.00
410.22	ASPHALT EMULSION FOR TACK COAT	GAL	23,800.000	\$4.00	\$95,200.00	\$3.80	\$90,440.00	\$4,760.00
415.8	GLASS FIBER PAVEMENT REINFORCEMENT MESH	SY	2,850.000	\$15.00	\$42,750.00	\$15.50	\$44,175.00	(\$1,425.00)
417.	COLD PLANING BITUMINOUS SURFACES	SY	43,400.000	\$1.50	\$65,100.00	\$2.50	\$108,500.00	(\$43,400.00)
417.416	RUMBLE STRIPS, 16" WIDE	LF	42,750.000	\$0.20	\$8,550.00	\$0.45	\$19,237.50	(\$10,687.50)
502.101	REMOVAL OF EXISTING BRIDGE STRUCTURE	U	1.000	\$140,000.00	\$140,000.00	\$100,000.00	\$100,000.00	\$40,000.00

502.102	REMOVAL OF EXISTING BRIDGE STRUCTURE	U	1.000	\$150,000.00	\$150,000.00	\$100,000.00	\$100,000.00	\$100,000.00	\$50,000.00
502.103	REMOVAL OF EXISTING BRIDGE STRUCTURE	U	1.000	\$600,000.00	\$600,000.00	\$325,000.00	\$325,000.00	\$325,000.00	\$275,000.00
502.104	REMOVAL OF EXISTING BRIDGE STRUCTURE	U	1.000	\$600,000.00	\$600,000.00	\$652,658.00	\$652,658.00	\$652,658.00	(\$52,658.00)
503.101	WATER DIVERSION STRUCTURE	U	1.000	\$1,500.00	\$1,500.00	\$3,400.00	\$3,400.00	\$3,400.00	(\$1,900.00)
503.102	WATER DIVERSION STRUCTURE	U	1.000	\$500.00	\$500.00	\$4,000.00	\$4,000.00	\$4,000.00	(\$3,500.00)
503.103	WATER DIVERSION STRUCTURE	U	1.000	\$500.00	\$500.00	\$6,000.00	\$6,000.00	\$6,000.00	(\$5,500.00)
503.104	WATER DIVERSION STRUCTURE	U	1.000	\$5,000.00	\$5,000.00	\$5,000.00	\$5,000.00	\$5,000.00	\$0.00
503.105	WATER DIVERSION STRUCTURE	U	1.000	\$5,000.00	\$5,000.00	\$10,000.00	\$10,000.00	\$10,000.00	(\$5,000.00)
503.106	WATER DIVERSION STRUCTURE	U	1.000	\$3,000.00	\$3,000.00	\$8,000.00	\$8,000.00	\$8,000.00	(\$5,000.00)
503.107	WATER DIVERSION STRUCTURE	U	1.000	\$800.00	\$800.00	\$1,500.00	\$1,500.00	\$1,500.00	(\$700.00)
503.108	WATER DIVERSION STRUCTURE	U	1.000	\$2,000.00	\$2,000.00	\$6,000.00	\$6,000.00	\$6,000.00	(\$4,000.00)
503.109	WATER DIVERSION STRUCTURE	U	1.000	\$3,000.00	\$3,000.00	\$1,700.00	\$1,700.00	\$1,700.00	\$1,300.00
503.110	WATER DIVERSION STRUCTURE	U	1.000	\$8,500.00	\$8,500.00	\$50,000.00	\$50,000.00	\$50,000.00	(\$41,500.00)
503.111	WATER DIVERSION STRUCTURE	U	1.000	\$8,500.00	\$8,500.00	\$50,000.00	\$50,000.00	\$50,000.00	(\$41,500.00)
503.112	WATER DIVERSION STRUCTURE	U	1.000	\$500.00	\$500.00	\$500.00	\$500.00	\$500.00	\$0.00
503.113	WATER DIVERSION STRUCTURE	U	1.000	\$300.00	\$300.00	\$500.00	\$500.00	\$500.00	(\$200.00)
503.114	WATER DIVERSION STRUCTURE	U	1.000	\$7,000.00	\$7,000.00	\$3,000.00	\$3,000.00	\$3,000.00	\$4,000.00
503.115	WATER DIVERSION STRUCTURE	U	1.000	\$350.00	\$350.00	\$500.00	\$500.00	\$500.00	(\$150.00)
503.201	COFFERDAMS	U	1.000	\$10,000.00	\$10,000.00	\$14,400.00	\$14,400.00	\$14,400.00	(\$4,400.00)
503.202	COFFERDAMS	U	1.000	\$1,500.00	\$1,500.00	\$3,600.00	\$3,600.00	\$3,600.00	(\$2,100.00)
503.203	COFFERDAMS	U	1.000	\$10,000.00	\$10,000.00	\$12,600.00	\$12,600.00	\$12,600.00	(\$2,600.00)
503.204	COFFERDAMS	U	1.000	\$2,500.00	\$2,500.00	\$8,400.00	\$8,400.00	\$8,400.00	(\$5,900.00)
503.205	COFFERDAMS	U	1.000	\$10,000.00	\$10,000.00	\$10,350.00	\$10,350.00	\$10,350.00	(\$350.00)

503.206	COFFERDAMS	U	1.000	\$10,000.00	\$10,000.00	\$30,000.00	\$30,000.00	\$30,000.00	(\$20,000.00)
503.207	COFFERDAMS	U	1.000	\$10,000.00	\$10,000.00	\$30,000.00	\$30,000.00	\$30,000.00	(\$20,000.00)
503.208	COFFERDAMS	U	1.000	\$10,000.00	\$10,000.00	\$30,000.00	\$30,000.00	\$30,000.00	(\$20,000.00)
503.209	COFFERDAMS	U	1.000	\$10,000.00	\$10,000.00	\$30,000.00	\$30,000.00	\$30,000.00	(\$20,000.00)
503.210	COFFERDAMS	U	1.000	\$120,000.00	\$120,000.00	\$41,000.00	\$41,000.00	\$41,000.00	\$79,000.00
503.211	COFFERDAMS	U	1.000	\$5,500.00	\$5,500.00	\$10,500.00	\$10,500.00	\$10,500.00	(\$5,000.00)
503.212	COFFERDAMS	U	1.000	\$90,000.00	\$90,000.00	\$41,000.00	\$41,000.00	\$41,000.00	\$49,000.00
503.213	COFFERDAMS	U	1.000	\$120,000.00	\$120,000.00	\$38,000.00	\$38,000.00	\$38,000.00	\$82,000.00
503.214	COFFERDAMS	U	1.000	\$5,500.00	\$5,500.00	\$9,500.00	\$9,500.00	\$9,500.00	(\$4,000.00)
503.215	COFFERDAMS	U	1.000	\$130,000.00	\$130,000.00	\$100,000.00	\$100,000.00	\$100,000.00	\$30,000.00
503.216	COFFERDAMS	U	1.000	\$1,000.00	\$1,000.00	\$25,000.00	\$25,000.00	\$25,000.00	(\$24,000.00)
503.217	COFFERDAMS	U	1.000	\$75,000.00	\$75,000.00	\$120,000.00	\$120,000.00	\$120,000.00	(\$45,000.00)
503.218	COFFERDAMS	U	1.000	\$150,000.00	\$150,000.00	\$76,000.00	\$76,000.00	\$76,000.00	\$74,000.00
503.219	COFFERDAMS	U	1.000	\$275,000.00	\$275,000.00	\$116,000.00	\$116,000.00	\$116,000.00	\$159,000.00
503.220	COFFERDAMS	U	1.000	\$30,000.00	\$30,000.00	\$16,000.00	\$16,000.00	\$16,000.00	\$14,000.00
503.301	COFFERDAMS WITH SHEETING LEFT-IN-PLACE	U	1.000	\$10,000.00	\$10,000.00	\$75,000.00	\$75,000.00	\$75,000.00	(\$65,000.00)
503.302	COFFERDAMS WITH SHEETING LEFT-IN-PLACE	U	1.000	\$10,000.00	\$10,000.00	\$75,000.00	\$75,000.00	\$75,000.00	(\$65,000.00)
504.1	COMMON BRIDGE EXCAVATION (F)	CY	3,929.000	\$11.00	\$43,219.00	\$15.00	\$15.00	\$58,935.00	(\$15,716.00)
504.101	COMMON BRIDGE EXCAVATION	CY	8,962.000	\$12.00	\$107,544.00	\$21.00	\$21.00	\$188,202.00	(\$80,658.00)
504.2	ROCK BRIDGE EXCAVATION	CY	8,535.000	\$37.00	\$315,795.00	\$75.00	\$75.00	\$640,125.00	(\$324,330.00)
506.4	STEEL SHEET PILING FOR ENVIRONMENTAL PROTECTION	SY	1,300.000	\$45.00	\$58,500.00	\$90.00	\$90.00	\$117,000.00	(\$58,500.00)
508.	STRUCTURAL FILL	CY	1,194.000	\$30.00	\$35,820.00	\$30.00	\$30.00	\$35,820.00	\$0.00
509.1	MOBILIZATION AND DEMOBILIZ. OF DRILLED SHAFT DRILLING EQUIPMENT	U	1.000	\$15,000.00	\$15,000.00	\$65,000.00	\$65,000.00	\$65,000.00	(\$50,000.00)

509.2	DRILLED SHAFT	LF	30.000	\$300.00	\$9,000.00	\$2,000.00	\$60,000.00	(\$51,000.00)
509.3	OBSTRUCTION REMOVAL	LF	4.000	\$5.00	\$20.00	\$3,000.00	\$12,000.00	(\$11,980.00)
509.4	ROCK SOCKET EXCAVATION	LF	10.000	\$750.00	\$7,500.00	\$5,000.00	\$50,000.00	(\$42,500.00)
509.501	CROSSHOLE SONIC LOGGING (CSL) TESTS	EA	1.000	\$1,500.00	\$1,500.00	\$1,500.00	\$1,500.00	\$0.00
509.62	DRILLED SHAFT REINFORCING STEEL	LB	6,500.000	\$1.00	\$6,500.00	\$1.50	\$9,750.00	(\$3,250.00)
510.101	PILE DRIVING EQUIPMENT	U	1.000	\$29,000.00	\$29,000.00	\$20,000.00	\$20,000.00	\$9,000.00
510.102	PILE DRIVING EQUIPMENT	U	1.000	\$25,000.00	\$25,000.00	\$20,000.00	\$20,000.00	\$5,000.00
510.103	PILE DRIVING EQUIPMENT	U	1.000	\$53,000.00	\$53,000.00	\$35,000.00	\$35,000.00	\$18,000.00
510.104	PILE DRIVING EQUIPMENT	U	1.000	\$50,000.00	\$50,000.00	\$35,000.00	\$35,000.00	\$15,000.00
510.6101	FURNISHING & DRIVING STEEL BEARING PILES	LB	35,775.000	\$0.51	\$18,245.25	\$0.55	\$19,676.25	(\$1,431.00)
510.6102	FURNISHING & DRIVING STEEL BEARING PILES	LB	26,500.000	\$0.51	\$13,515.00	\$0.55	\$14,575.00	(\$1,060.00)
510.6103	FURNISHING & DRIVING STEEL BEARING PILES	LB	73,920.000	\$0.51	\$37,699.20	\$0.55	\$40,656.00	(\$2,956.80)
510.6104	FURNISHING & DRIVING STEEL BEARING PILES	LB	70,140.000	\$0.51	\$35,771.40	\$0.55	\$38,577.00	(\$2,805.60)
510.6501	DRIVING-POINTS FOR STEEL BEARING PILES	EA	10.000	\$200.00	\$2,000.00	\$140.00	\$1,400.00	\$600.00
510.6502	DRIVING-POINTS FOR STEEL BEARING PILES	EA	10.000	\$200.00	\$2,000.00	\$140.00	\$1,400.00	\$600.00
510.6503	DRIVING-POINTS FOR STEEL BEARING PILES	EA	22.000	\$200.00	\$4,400.00	\$140.00	\$3,080.00	\$1,320.00
510.6504	DRIVING-POINTS FOR STEEL BEARING PILES	EA	18.000	\$200.00	\$3,600.00	\$140.00	\$2,520.00	\$1,080.00
510.9	PILE SPLICES	EA	17.000	\$10.00	\$170.00	\$150.00	\$2,550.00	(\$2,380.00)
511.00	CONCRETE BRIDGE DECK PAVEMENT REMOVAL (F)	SY	1,435.000	\$15.00	\$21,525.00	\$15.00	\$21,525.00	\$0.00
511.02	PREPARATION FOR PARTIAL DEPTH CONCRETE BRIDGE DECK REPAIRS	SY	207.700	\$500.00	\$103,850.00	\$300.00	\$62,310.00	\$41,540.00
511.03	PREPARATION FOR FULL DEPTH CONCRETE BRIDGE DECK REPAIRS	SY	103.900	\$805.00	\$83,639.50	\$675.00	\$70,132.50	\$13,507.00
512.01	PREPARATION FOR CONCRETE REPAIRS, CLASS I	SY	28.200	\$450.00	\$12,690.00	\$650.00	\$18,330.00	(\$5,640.00)
512.02	PREPARATION FOR CONCRETE REPAIRS, CLASS II	SY	28.200	\$850.00	\$23,970.00	\$750.00	\$21,150.00	\$2,820.00

520.01	CONCRETE CLASS AA	CY	117.000	\$900.00	\$105,300.00	\$1,500.00	\$175,500.00	(\$70,200.00)
520.0201	CONCRETE CLASS AA, ABOVE FOOTINGS	CY	14.000	\$1,100.00	\$15,400.00	\$2,000.00	\$28,000.00	(\$12,600.00)
520.0302	CONCRETE CLASS AA APPROACH SLABS (QC/QA) (F)	CY	772.000	\$650.00	\$501,800.00	\$350.00	\$270,200.00	\$231,600.00
520.1	CONCRETE CLASS A	CY	166.000	\$1,000.00	\$166,000.00	\$1,000.00	\$166,000.00	\$0.00
520.12	CONCRETE CLASS A, ABOVE FOOTINGS (F)	CY	572.000	\$1,000.00	\$572,000.00	\$750.00	\$429,000.00	\$143,000.00
520.121	CONCRETE CLASS A, ABOVE FOOTINGS (F)	CY	754.000	\$1,100.00	\$829,400.00	\$750.00	\$565,500.00	\$263,900.00
520.2	CONCRETE CLASS B	CY	40.000	\$200.00	\$8,000.00	\$500.00	\$20,000.00	(\$12,000.00)
520.213	CONCRETE CLASS B, FOOTINGS (ON SOIL) (F)	CY	376.000	\$450.00	\$169,200.00	\$350.00	\$131,600.00	\$37,600.00
520.2139	CONCRETE CLASS B (MODIFIED), FOOTINGS (ON SOIL) (F)	CY	448.000	\$350.00	\$156,800.00	\$450.00	\$201,600.00	(\$44,800.00)
520.71026	CONCRETE BRIDGE DECK (QC/QA)(PANEL OPTION)(F)	CY	133.000	\$1,200.00	\$159,600.00	\$1,000.00	\$133,000.00	\$26,600.00
520.72026	CONCRETE BRIDGE DECK (QC/QA)(PANEL OPTION)(F)	CY	128.000	\$1,200.00	\$153,600.00	\$1,000.00	\$128,000.00	\$25,600.00
520.7302	CONCRETE BRIDGE DECK (QC/QA) (F)	CY	303.000	\$1,000.00	\$303,000.00	\$1,000.00	\$303,000.00	\$0.00
520.7402	CONCRETE BRIDGE DECK (QC/QA) (F)	CY	260.000	\$1,000.00	\$260,000.00	\$1,000.00	\$260,000.00	\$0.00
520.7502	CONCRETE BRIDGE DECK (QC/QA) (F)	CY	972.000	\$600.00	\$583,200.00	\$1,000.00	\$972,000.00	(\$388,800.00)
520.7602	CONCRETE BRIDGE DECK (QC/QA) (F)	CY	395.000	\$800.00	\$316,000.00	\$1,000.00	\$395,000.00	(\$79,000.00)
528.2136	PRESTRESSED CONCRETE BEAMS, NEXT-F 36" (F)	LF	1,531.000	\$625.00	\$956,875.00	\$1,000.00	\$1,531,000.00	(\$574,125.00)
528.51	PRESTRESSED CONCRETE DECK PANELS (F)	SF	41,104.000	\$9.00	\$369,936.00	\$15.00	\$616,560.00	(\$246,624.00)
534.3	WATER REPELLENT (SILANE/SILOXANE)	GAL	680.000	\$60.00	\$40,800.00	\$75.00	\$51,000.00	(\$10,200.00)
538.2	BARRIER MEMBRANE, PEEL AND STICK - VERTICAL SURFACES (F)	SY	318.000	\$50.00	\$15,900.00	\$50.00	\$15,900.00	\$0.00
538.5	BARRIER MEMBRANE, HEAT WELDED (F)	SY	84.000	\$22.00	\$1,848.00	\$25.00	\$2,100.00	(\$252.00)
538.6	BARRIER MEMBRANE, HEAT WELDED - MACHINE METHOD (F)	SY	4,957.000	\$22.00	\$109,054.00	\$20.00	\$99,140.00	\$9,914.00
541.1	PVC WATERSTOPS, NH TYPE 1 (F)	LF	310.000	\$6.00	\$1,860.00	\$6.00	\$1,860.00	\$0.00
541.5	PVC WATERSTOPS, NH TYPE 5 (F)	LF	645.000	\$10.00	\$6,450.00	\$10.00	\$6,450.00	\$0.00

544.	REINFORCING STEEL (F)	LB	47,301.000	\$1.23	\$58,180.23	\$1.35	\$63,856.35	(\$5,676.12)
544.1	REINFORCING STEEL (ROADWAY)	LB	48,600.000	\$1.40	\$68,040.00	\$1.20	\$58,320.00	\$9,720.00
544.2	REINFORCING STEEL, EPOXY COATED (F)	LB	573,409.000	\$1.37	\$785,570.33	\$1.25	\$716,761.25	\$68,809.08
544.21	REINFORCING STEEL, EPOXY COATED, MECHANICAL CONNECTORS (F)	LB	5,529.000	\$5.00	\$27,645.00	\$3.35	\$18,522.15	\$9,122.85
544.51	REINFORCING STEEL - STAINLESS STEEL (F)	LB	228,367.000	\$3.00	\$685,101.00	\$4.50	\$1,027,651.50	(\$342,550.50)
544.7	SYNTHETIC FIBER REINFORCEMENT (F)	LB	14,358.000	\$3.71	\$53,268.18	\$7.50	\$107,685.00	(\$54,416.82)
547.	SHEAR CONNECTORS (F)	EA	3,468.000	\$6.00	\$20,808.00	\$5.50	\$19,074.00	\$1,734.00
547.1	SHEAR CONNECTORS (F)	EA	14,602.000	\$6.00	\$87,612.00	\$5.50	\$80,311.00	\$7,301.00
548.21	ELASTOMERIC BEARING ASSEMBLIES (F)	EA	44.000	\$1,100.00	\$48,400.00	\$1,500.00	\$66,000.00	(\$17,600.00)
548.22	ELASTOMERIC BEARING ASSEMBLIES (F)	EA	36.000	\$1,100.00	\$39,600.00	\$1,500.00	\$54,000.00	(\$14,400.00)
548.23	ELASTOMERIC BEARING ASSEMBLIES (F)	EA	36.000	\$3,200.00	\$115,200.00	\$1,500.00	\$54,000.00	\$61,200.00
548.24	ELASTOMERIC BEARING ASSEMBLIES (F)	EA	8.000	\$950.00	\$7,600.00	\$1,500.00	\$12,000.00	(\$4,400.00)
550.101	STRUCTURAL STEEL (F)	LB	28,542.000	\$3.00	\$85,626.00	\$1.60	\$45,667.20	\$39,958.80
550.102	STRUCTURAL STEEL (F)	LB	29,063.000	\$3.00	\$87,189.00	\$1.60	\$46,500.80	\$40,688.20
550.104	STRUCTURAL STEEL (F)	LB	1,515,239.000	\$2.40	\$3,636,573.60	\$2.48	\$3,757,792.72	(\$121,219.12)
550.105	STRUCTURAL STEEL (F)	LB	538,418.000	\$2.60	\$1,399,886.80	\$2.55	\$1,372,965.90	\$26,920.90
550.2	BRIDGE SHOES (F)	EA	4.000	\$5,000.00	\$20,000.00	\$5,000.00	\$20,000.00	\$0.00
550.2901	BRIDGE SHOES (ISOLATION BEARINGS) (F)	EA	8.000	\$5,000.00	\$40,000.00	\$5,000.00	\$40,000.00	\$0.00
550.2902	BRIDGE SHOES (ISOLATION BEARINGS) (F)	EA	8.000	\$5,000.00	\$40,000.00	\$5,000.00	\$40,000.00	\$0.00
550.33	BRIDGE SCUPPER	EA	4.000	\$5,200.00	\$20,800.00	\$1,200.00	\$4,800.00	\$16,000.00
559.41	ASPHALTIC PLUG FOR CRACK CONTROL (F)	LF	780.000	\$100.00	\$78,000.00	\$125.00	\$97,500.00	(\$19,500.00)
559.6	PREFORMED CLOSED CELL EXPANSION JOINT SYSTEM (F)	LF	310.000	\$250.00	\$77,500.00	\$200.00	\$62,000.00	\$15,500.00
560.1001	PREFABRICATED COMPRESSION SEAL EXPANSION JOINT (F)	LF	155.000	\$450.00	\$69,750.00	\$550.00	\$85,250.00	(\$15,500.00)

560.1002	PREFABRICATED COMPRESSION SEAL EXPANSION JOINT (F)	LF	153.000	\$450.00	\$68,850.00	\$550.00	\$84,150.00	(\$15,300.00)
560.1003	PREFABRICATED COMPRESSION SEAL EXPANSION JOINT (F)	LF	116.000	\$500.00	\$58,000.00	\$550.00	\$63,800.00	(\$5,800.00)
561.1001	PREFABRICATED STRIP SEAL EXPANSION JOINT (F)	LF	124.000	\$600.00	\$74,400.00	\$650.00	\$80,600.00	(\$6,200.00)
561.1002	PREFABRICATED STRIP SEAL EXPANSION JOINT (F)	LF	76.000	\$600.00	\$45,600.00	\$650.00	\$49,400.00	(\$3,800.00)
562.1	SILICONE JOINT SEALANT (F)	LF	463.000	\$22.00	\$10,186.00	\$12.00	\$5,556.00	\$4,630.00
563.23	BRIDGE RAIL T3	LF	535.000	\$155.00	\$82,925.00	\$145.00	\$77,575.00	\$5,350.00
563.231	BRIDGE RAIL T3 WITH PROTECTIVE SCREENING	LF	312.000	\$190.00	\$59,280.00	\$200.00	\$62,400.00	(\$3,120.00)
563.241	BRIDGE RAIL T4 WITH PROTECTIVE SCREENING	LF	999.000	\$210.00	\$209,790.00	\$200.00	\$199,800.00	\$9,990.00
563.913	SNOW SCREENING FOR OVERPASS STRUCTURES ST RAIL	LF	171.000	\$45.00	\$7,695.00	\$40.00	\$6,840.00	\$855.00
565.232	BRIDGE APPROACH RAIL T3 (STEEL POSTS)	U	6.000	\$5,350.00	\$32,100.00	\$5,500.00	\$33,000.00	(\$900.00)
565.2325	BRIDGE APPROACH RAIL T3 (STEEL POSTS) SPECIAL WITH RESET	U	8.000	\$7,400.00	\$59,200.00	\$6,000.00	\$48,000.00	\$11,200.00
565.242	BRIDGE APPROACH RAIL T4 (STEEL POSTS)	U	6.000	\$6,000.00	\$36,000.00	\$6,000.00	\$36,000.00	\$0.00
570.4	MORTAR RUBBLE MASONRY (F)	CY	33.900	\$400.00	\$13,560.00	\$500.00	\$16,950.00	(\$3,390.00)
582.1	SLOPE PAVING WITH CONCRETE (F)	SY	2,600.000	\$50.00	\$130,000.00	\$50.00	\$130,000.00	\$0.00
583.5	RIPRAP, CLASS V	CY	1,800.000	\$18.00	\$32,400.00	\$50.00	\$90,000.00	(\$57,600.00)
585.2	STONE FILL, CLASS B	CY	900.000	\$16.00	\$14,400.00	\$35.00	\$31,500.00	(\$17,100.00)
585.3	STONE FILL, CLASS C	CY	7,200.000	\$16.00	\$115,200.00	\$24.00	\$172,800.00	(\$57,600.00)
585.3401	SIMULATED STREAMBED MATERIAL	CY	525.000	\$20.00	\$10,500.00	\$50.00	\$26,250.00	(\$15,750.00)
585.3402	SIMULATED STREAMBED MATERIAL	CY	140.000	\$20.00	\$2,800.00	\$50.00	\$7,000.00	(\$4,200.00)
585.3403	SIMULATED STREAMBED MATERIAL	CY	255.000	\$20.00	\$5,100.00	\$50.00	\$12,750.00	(\$7,650.00)
585.3404	SIMULATED STREAMBED MATERIAL	CY	390.000	\$20.00	\$7,800.00	\$50.00	\$19,500.00	(\$11,700.00)
592.1	MECHANICALLY STABILIZED EARTH RETAINING WALL	SF	18,649.000	\$42.00	\$783,258.00	\$50.00	\$932,450.00	(\$149,192.00)

592.11	MECHANICALLY STABILIZED EARTH RETAINING WALL	SF	2,600.000	\$37.00	\$96,200.00	\$50.00	\$130,000.00	(\$33,800.00)
592.12	MECHANICALLY STABILIZED EARTH RETAINING WALL	SF	5,300.000	\$37.00	\$196,100.00	\$50.00	\$265,000.00	(\$68,900.00)
593.221	GEOTEXTILE; SEPARATION CL.2, NON- WOVEN	SY	14,600.000	\$2.10	\$30,660.00	\$2.50	\$36,500.00	(\$5,840.00)
593.411	GEOTEXTILE; PERM CONTROL CL.1, NON- WOVEN	SY	2,360.000	\$2.50	\$5,900.00	\$3.00	\$7,080.00	(\$1,180.00)
593.421	GEOTEXTILE; PERM CONTROL CL.2, NON- WOVEN	SY	19,486.000	\$2.80	\$54,560.80	\$2.50	\$48,715.00	\$5,845.80
603.0001	VIDEO INSPECTION	LF	34,350.000	\$1.00	\$34,350.00	\$0.65	\$22,327.50	\$12,022.50
603.00215	15" R.C. PIPE, 2000D	LF	5,850.000	\$45.00	\$263,250.00	\$42.00	\$245,700.00	\$17,550.00
603.00218	18" R.C. PIPE, 2000D	LF	2,800.000	\$48.00	\$134,400.00	\$48.00	\$134,400.00	\$0.00
603.00224	24" R.C. PIPE, 2000D	LF	6,150.000	\$55.00	\$338,250.00	\$58.00	\$356,700.00	(\$18,450.00)
603.00230	30" R.C. PIPE, 2000D	LF	1,900.000	\$69.00	\$131,100.00	\$70.00	\$133,000.00	(\$1,900.00)
603.00236	36" R.C. PIPE, 2000D	LF	100.000	\$90.00	\$9,000.00	\$95.00	\$9,500.00	(\$500.00)
603.00242	42" R.C. PIPE, 2000D	LF	220.000	\$100.00	\$22,000.00	\$100.00	\$22,000.00	\$0.00
603.00254	54" R.C. PIPE, 2000D	LF	20.000	\$180.00	\$3,600.00	\$150.00	\$3,000.00	\$600.00
603.00360	60" R.C. PIPE, 3000D	LF	1,000.000	\$145.00	\$145,000.00	\$280.00	\$280,000.00	(\$135,000.00)
603.00415	15" R.C. PIPE, 3750D	LF	250.000	\$50.00	\$12,500.00	\$200.00	\$50,000.00	(\$37,500.00)
603.13012	12" CORR. ALUMINIZED STEEL (TYPE2) PIPE .064"	LF	8.000	\$100.00	\$800.00	\$50.00	\$400.00	\$400.00
603.13015	15" CORR. ALUMINIZED STEEL (TYPE2) PIPE .064"	LF	12.000	\$100.00	\$1,200.00	\$55.00	\$660.00	\$540.00
603.30115	15" R.C. END SECTIONS	EA	2.000	\$450.00	\$900.00	\$650.00	\$1,300.00	(\$400.00)
603.30118	18" R.C. END SECTIONS	EA	1.000	\$500.00	\$500.00	\$700.00	\$700.00	(\$200.00)
603.30124	24" R.C. END SECTIONS	EA	3.000	\$550.00	\$1,650.00	\$800.00	\$2,400.00	(\$750.00)
603.36112	12" ALUMINIZED STEEL END SECTION	EA	3.000	\$260.00	\$780.00	\$200.00	\$600.00	\$180.00
603.36115	15" ALUMINIZED STEEL END SECTION	EA	27.000	\$270.00	\$7,290.00	\$270.00	\$7,290.00	\$0.00
603.36118	18" ALUMINIZED STEEL END SECTION	EA	9.000	\$310.00	\$2,790.00	\$320.00	\$2,880.00	(\$90.00)

603.36124	24" ALUMINIZED STEEL END SECTION	EA	4.000	\$375.00	\$1,500.00	\$425.00	\$1,700.00	(\$200.00)
603.44212	12" CORR. POLYETHYLENE PIPE FOR SLOPE DRAINAGE	LF	115.000	\$48.00	\$5,520.00	\$45.00	\$5,175.00	\$345.00
603.44215	15" CORR. POLYETHYLENE PIPE FOR SLOPE DRAINAGE	LF	250.000	\$48.00	\$12,000.00	\$50.00	\$12,500.00	(\$500.00)
603.82215	15" PE PIPE (TYPE S)	LF	10,700.000	\$41.00	\$438,700.00	\$32.00	\$342,400.00	\$96,300.00
603.82218	18" PE PIPE (TYPE S)	LF	2,550.000	\$47.00	\$119,850.00	\$35.00	\$89,250.00	\$30,600.00
603.82224	24" PE PIPE (TYPE S)	LF	1,500.000	\$48.00	\$72,000.00	\$42.00	\$63,000.00	\$9,000.00
603.82230	30" PE PIPE (TYPE S)	LF	720.000	\$67.00	\$48,240.00	\$56.00	\$40,320.00	\$7,920.00
603.82236	36" PE PIPE (TYPE S)	LF	700.000	\$69.00	\$48,300.00	\$65.00	\$45,500.00	\$2,800.00
603.99012	12" TEMPORARY DRAIN. PIPE	LF	12.000	\$50.00	\$600.00	\$65.00	\$780.00	(\$180.00)
603.99015	15" TEMPORARY DRAIN. PIPE	LF	2,700.000	\$50.00	\$135,000.00	\$70.00	\$189,000.00	(\$54,000.00)
603.99018	18" TEMPORARY DRAIN. PIPE	LF	440.000	\$60.00	\$26,400.00	\$75.00	\$33,000.00	(\$6,600.00)
603.99024	24" TEMPORARY DRAINAGE PIPE	LF	950.000	\$55.00	\$52,250.00	\$90.00	\$85,500.00	(\$33,250.00)
604.0007	POLYETHYLENE LINER	EA	210.000	\$200.00	\$42,000.00	\$160.00	\$33,600.00	\$8,400.00
604.124	CATCH BASINS TYPE B, 4-FOOT DIAMETER	U	180.000	\$2,000.00	\$360,000.00	\$1,950.00	\$351,000.00	\$9,000.00
604.125	CATCH BASINS TYPE B, 5-FOOT DIAMETER	U	21.000	\$2,700.00	\$56,700.00	\$2,500.00	\$52,500.00	\$4,200.00
604.1252	CATCH BASINS TYPE B, 5-FOOT DIAMETER, DOUBLE GRATE	U	3.000	\$3,000.00	\$9,000.00	\$3,000.00	\$9,000.00	\$0.00
604.126	CATCH BASINS TYPE B, 6-FOOT DIAMETER	U	15.000	\$3,200.00	\$48,000.00	\$3,000.00	\$45,000.00	\$3,000.00
604.154	CATCH BASINS TYPE E, 4-FOOT DIAMETER	U	46.000	\$2,100.00	\$96,600.00	\$2,050.00	\$94,300.00	\$2,300.00
604.1549	TEMPORARY CATCH BASINS TYPE E, 4-FOOT DIAMETER	U	15.000	\$2,450.00	\$36,750.00	\$1,200.00	\$18,000.00	\$18,750.00
604.155	CATCH BASINS TYPE E, 5-FOOT DIAMETER	U	6.000	\$2,850.00	\$17,100.00	\$2,800.00	\$16,800.00	\$300.00
604.156	CATCH BASINS TYPE E, 6-FOOT DIAMETER	U	6.000	\$3,250.00	\$19,500.00	\$3,300.00	\$19,800.00	(\$300.00)
604.224	DROP INLETS TYPE B, 4-FOOT DIAMETER	U	12.000	\$1,800.00	\$21,600.00	\$1,600.00	\$19,200.00	\$2,400.00
604.2249	TEMPORARY DROP INLET TYPE B, 4-FOOT DIAMETER	U	17.000	\$2,000.00	\$34,000.00	\$2,050.00	\$34,850.00	(\$850.00)

604.242	DROP INLETS TYPE D-B	U	4.000	\$1,550.00	\$6,200.00	\$1,800.00	\$7,200.00	(\$1,000.00)
604.324	DRAINAGE MANHOLES, 4-FOOT DIAMETER	U	13.000	\$2,100.00	\$27,300.00	\$2,200.00	\$28,600.00	(\$1,300.00)
604.3249	TEMPORARY DRAINAGE MANHOLES, 4-FOOT DIAMETER	U	14.000	\$2,500.00	\$35,000.00	\$1,400.00	\$19,600.00	\$15,400.00
604.325	DRAINAGE MANHOLES, 5-FOOT DIAMETER	U	23.000	\$3,100.00	\$71,300.00	\$2,700.00	\$62,100.00	\$9,200.00
604.326	DRAINAGE MANHOLES, 6-FOOT DIAMETER	U	8.000	\$3,500.00	\$28,000.00	\$3,200.00	\$25,600.00	\$2,400.00
604.328	DRAINAGE MANHOLES, 8-FOOT DIAMETER	U	6.000	\$7,000.00	\$42,000.00	\$7,100.00	\$42,600.00	(\$600.00)
604.3401	TELEPHONE MANHOLES	U	2.000	\$15,000.00	\$30,000.00	\$20,000.00	\$40,000.00	(\$10,000.00)
604.3402	TELEPHONE MANHOLES	U	2.000	\$17,000.00	\$34,000.00	\$25,000.00	\$50,000.00	(\$16,000.00)
604.4	RECONSTRUCTING/ADJUSTING CATCH BASIN & DROP INLET	LF	135.000	\$360.00	\$48,600.00	\$350.00	\$47,250.00	\$1,350.00
604.52	RECONSTRUCTING/ADJUSTING DRAINAGE MANHOLES	LF	6.000	\$360.00	\$2,160.00	\$400.00	\$2,400.00	(\$240.00)
604.6	MANHOLE COVERS & FRAMES	EA	14.000	\$270.00	\$3,780.00	\$525.00	\$7,350.00	(\$3,570.00)
604.72	GRATES & FRAMES, TYPE B	EA	34.000	\$230.00	\$7,820.00	\$420.00	\$14,280.00	(\$6,460.00)
604.75	GRATES & FRAMES, TYPE E	EA	2.000	\$475.00	\$950.00	\$700.00	\$1,400.00	(\$450.00)
604.9101	OUTLET CONTROL STRUCTURE	U	1.000	\$2,700.00	\$2,700.00	\$2,897.00	\$2,897.00	(\$197.00)
604.9102	OUTLET CONTROL STRUCTURE	U	1.000	\$9,000.00	\$9,000.00	\$2,900.00	\$2,900.00	\$6,100.00
604.9103	OUTLET CONTROL STRUCTURE	U	1.000	\$4,900.00	\$4,900.00	\$2,900.00	\$2,900.00	\$2,000.00
604.9104	OUTLET CONTROL STRUCTURE	U	1.000	\$11,000.00	\$11,000.00	\$2,900.00	\$2,900.00	\$8,100.00
604.9105	OUTLET CONTROL STRUCTURE	U	1.000	\$2,900.00	\$2,900.00	\$2,900.00	\$2,900.00	\$0.00
604.9106	OUTLET CONTROL STRUCTURE	U	1.000	\$8,500.00	\$8,500.00	\$2,900.00	\$2,900.00	\$5,600.00
604.9107	OUTLET CONTROL STRUCTURE	U	1.000	\$3,500.00	\$3,500.00	\$2,900.00	\$2,900.00	\$600.00
604.9108	OUTLET CONTROL STRUCTURE	U	1.000	\$2,800.00	\$2,800.00	\$3,234.20	\$3,234.20	(\$434.20)
605.506	6" PERF. CORR. POLYETHYLENE PIPE UNDERDRAIN	LF	18,800.000	\$18.50	\$347,800.00	\$18.00	\$338,400.00	\$9,400.00
605.508	8" PERF. CORR. POLYETHYLENE PIPE UNDERDRAIN	LF	13,050.000	\$20.00	\$261,000.00	\$20.00	\$261,000.00	\$0.00

605.79	UNDERDRAIN FLUSHING BASINS	EA	80.000	\$350.00	\$28,000.00	\$350.00	\$28,000.00	\$350.00	\$28,000.00	\$0.00
605.82251	24" AGGRE. UND. TYPE 2 WITH 6" P.C. POLY. PIPE	LF	11,600.000	\$25.00	\$290,000.00	\$25.00	\$290,000.00	\$23.00	\$266,800.00	\$23,200.00
605.82258	24" AGGRE. UND. TYPE 2 WITH 8" P.C. POLY. PIPE	LF	7,300.000	\$27.00	\$197,100.00	\$27.00	\$197,100.00	\$26.00	\$189,800.00	\$7,300.00
605.906	6" PIPE UNDERDRAIN (CONTRACTORS OPTION)	LF	386.000	\$18.00	\$6,948.00	\$18.00	\$6,948.00	\$25.00	\$9,650.00	(\$2,702.00)
606.1254	BEAM GUARDRAIL (TERMINAL UNIT TYPE EAGRT, TL 3) (STEEL POST)	U	28.000	\$1,900.00	\$53,200.00	\$1,900.00	\$53,200.00	\$2,100.00	\$58,800.00	(\$5,600.00)
606.12551	BEAM GUARDRAIL (TERMINAL UNIT TYPE EAGRT, TL 2 - 25) (STEEL POST)	U	1.000	\$1,775.00	\$1,775.00	\$1,775.00	\$1,775.00	\$1,000.00	\$1,000.00	\$775.00
606.127	BEAM GUARDRAIL (TERMINAL UNIT TYPE G-2) (STEEL POST)	U	37.000	\$475.00	\$17,575.00	\$475.00	\$17,575.00	\$485.00	\$17,945.00	(\$370.00)
606.140	BEAM GUARDRAIL (STANDARD SECTION- WOOD POSTS)	LF	100.000	\$25.00	\$2,500.00	\$25.00	\$2,500.00	\$25.00	\$2,500.00	\$0.00
606.141	BEAM GUARDRAIL (CURVED W/CRT POSTS)	LF	140.000	\$30.00	\$4,200.00	\$30.00	\$4,200.00	\$25.00	\$3,500.00	\$700.00
606.1442	BEAM GUARDRAIL (THRIE BEAM) INCLUDING TRAN. SECTION	LF	200.000	\$35.00	\$7,000.00	\$35.00	\$7,000.00	\$75.00	\$15,000.00	(\$8,000.00)
606.18001	31" W-BEAM GUARDRAIL WITH 8" OFFSET BLOCK (STEEL POST)	LF	25,300.000	\$16.00	\$404,800.00	\$16.00	\$404,800.00	\$15.00	\$379,500.00	\$25,300.00
606.18011	31" W-BEAM GUARDRAIL WITH 8" OFFSET BLOCK (8' STEEL POST)	LF	38.000	\$28.00	\$1,064.00	\$28.00	\$1,064.00	\$20.00	\$760.00	\$304.00
606.312	SINGLE FACED TRANSITION RAIL, STEEL POST	U	4.000	\$2,500.00	\$10,000.00	\$2,500.00	\$10,000.00	\$2,000.00	\$8,000.00	\$2,000.00
606.41151	54" SINGLE FACED, SINGLE SLOPE CONCRETE BARRIER TO BEAM GUARDRAIL TRANSITION, PRECAST, TYPE I	U	4.000	\$4,000.00	\$16,000.00	\$4,000.00	\$16,000.00	\$5,000.00	\$20,000.00	(\$4,000.00)
606.41351	54" SINGLE SLOPE CONCRETE BARRIER, SINGLE-FACED, PRECAST	LF	550.000	\$125.00	\$68,750.00	\$125.00	\$68,750.00	\$100.00	\$55,000.00	\$13,750.00
606.417	PORTABLE CONCRETE BARRIER FOR TRAFFIC CONTROL	LF	14,250.000	\$25.00	\$356,250.00	\$25.00	\$356,250.00	\$28.00	\$399,000.00	(\$42,750.00)
606.41731	PORTABLE CONCRETE BARRIER FOR TRAFFIC CONTROL WITH DRAINAGE SLOTS	LF	10,450.000	\$25.00	\$261,250.00	\$25.00	\$261,250.00	\$35.00	\$365,750.00	(\$104,500.00)
606.4174	PORTABLE CONCRETE BARRIER FOR TRAFFIC CONTROL - BRACED	LF	1,380.000	\$16.00	\$22,080.00	\$16.00	\$22,080.00	\$115.00	\$158,700.00	(\$136,620.00)
606.84	ANCHOR FOR CURVED GUARDRAIL W/CRT POSTS	U	4.000	\$1,650.00	\$6,600.00	\$1,650.00	\$6,600.00	\$1,300.00	\$5,200.00	\$1,400.00
606.91	RESETTING OR SETTING GUARDRAIL	LF	12,100.000	\$7.75	\$93,775.00	\$7.75	\$93,775.00	\$11.00	\$133,100.00	(\$39,325.00)

606.913	RESETTING GUARDRAIL, RAIL ONLY	LF	750.000	\$4.80	\$3,600.00	\$10.00	\$7,500.00	(\$3,900.00)
606.91454	RESETTING TERMINAL UNIT (TYPE EAGRT, TL 3)	U	3.000	\$600.00	\$1,800.00	\$750.00	\$2,250.00	(\$450.00)
606.9147	RESETTING TERMINAL UNIT (TYPE G-2)	U	1.000	\$1,000.00	\$1,000.00	\$250.00	\$250.00	\$750.00
606.93	TEMPORARY BEAM GUARDRAIL	LF	1,950.000	\$14.00	\$27,300.00	\$12.00	\$23,400.00	\$3,900.00
606.9347	TEMPORARY BEAM GUARDRAIL (TERM. UNIT TYPE G-2)	U	5.000	\$450.00	\$2,250.00	\$500.00	\$2,500.00	(\$250.00)
606.9523	TEMP IMPACT ATTENUATION DEVICE (NON-REDIRECTIVE) TEST LEVEL 3	U	17.000	\$7,000.00	\$119,000.00	\$4,000.00	\$68,000.00	\$51,000.00
606.9612	TEMPORARY GUARDRAIL TO BARRIER TRANSITION (STEEL POST)	U	11.000	\$3,500.00	\$38,500.00	\$3,000.00	\$33,000.00	\$5,500.00
606.9632	TEMPORARY BARRIER TO BRIDGE RAIL TRANSITION (STEEL POSTS)	U	1.000	\$3,800.00	\$3,800.00	\$2,200.00	\$2,200.00	\$1,600.00
607.140	WOVEN WIRE FENCE, 4'-0" HIGH	LF	3,700.000	\$5.75	\$21,275.00	\$8.00	\$29,600.00	(\$8,325.00)
607.250	CHAIN LINK FENCE WITH ALUMINUM COATED STEEL FABRIC, 5' HIGH	LF	5,600.000	\$21.00	\$117,600.00	\$15.00	\$84,000.00	\$33,600.00
607.260	CHAIN LINK FENCE WITH ALUMINUM COATED STEEL FABRIC, 6' HIGH	LF	3,550.000	\$22.00	\$78,100.00	\$18.00	\$63,900.00	\$14,200.00
607.4140	POST ASSEMBLIES FOR WOVEN WIRE FENCE, 4'-0" HIGH	EA	21.000	\$200.00	\$4,200.00	\$160.00	\$3,360.00	\$840.00
607.4250	POST ASSEMBLIES FOR CHAIN LINK FENCE, 5' HIGH	EA	55.000	\$200.00	\$11,000.00	\$180.00	\$9,900.00	\$1,100.00
607.4260	POST ASSEMBLIES FOR CHAIN LINK FENCE, 6' HIGH	EA	25.000	\$225.00	\$5,625.00	\$190.00	\$4,750.00	\$875.00
607.9306	RESET CHAIN LINK FENCE WITH VINYL COATED FABRIC, 6' HIGH	LF	41.000	\$48.00	\$1,968.00	\$20.00	\$820.00	\$1,148.00
607.9918	BAR WAY, 18 FT.	U	3.000	\$3,700.00	\$11,100.00	\$1,600.00	\$4,800.00	\$6,300.00
608.12	2" BITUMINOUS SIDEWALK (F)	SY	2,535.000	\$12.00	\$30,420.00	\$15.00	\$38,025.00	(\$7,605.00)
608.24	4" CONCRETE SIDEWALK (F)	SY	142.000	\$38.00	\$5,396.00	\$38.00	\$5,396.00	\$0.00
608.26	6" CONCRETE SIDEWALK (F)	SY	3,993.000	\$42.00	\$167,706.00	\$41.00	\$163,713.00	\$3,993.00
608.28	8" CONCRETE SIDEWALK (F)	SY	851.000	\$46.00	\$39,146.00	\$45.00	\$38,295.00	\$851.00
608.54	DETECTABLE WARNING DEVICES, CAST IRON	SY	30.000	\$400.00	\$12,000.00	\$390.00	\$11,700.00	\$300.00
609.01	STRAIGHT GRANITE CURB	LF	6,800.000	\$19.00	\$129,200.00	\$17.50	\$119,000.00	\$10,200.00

609.02	CURVED GRANITE CURB	LF	475.000	\$28.00	\$13,300.00	\$25.00	\$11,875.00	\$1,425.00
609.214	STRAIGHT GRANITE SLOPE CURB, 4" HIGH	LF	19,800.000	\$14.00	\$277,200.00	\$16.00	\$316,800.00	(\$39,600.00)
609.216	STRAIGHT GRANITE SLOPE CURB 6" HIGH	LF	3,950.000	\$17.00	\$67,150.00	\$16.00	\$63,200.00	\$3,950.00
609.224	STRAIGHT GRANITE SLOPE CURB WITH RADIAL JOINTS, 4" HIGH	LF	97.000	\$14.00	\$1,358.00	\$14.00	\$1,358.00	\$0.00
609.226	STRAIGHT GRANITE SLOPE CURB WITH RADIAL JOINTS, 6" HIGH	LF	145.000	\$17.00	\$2,465.00	\$16.00	\$2,320.00	\$145.00
609.5	RESET GRANITE CURB	LF	11,200.000	\$7.00	\$78,400.00	\$7.50	\$84,000.00	(\$5,600.00)
609.811	BITUMINOUS CURB, TYPE B (4" REVEAL)	LF	16,800.000	\$4.00	\$67,200.00	\$4.50	\$75,600.00	(\$8,400.00)
611.8201	4 INCH DRY STANDPIPE (BRIDGE)	U	1.000	\$11,000.00	\$11,000.00	\$12,500.00	\$12,500.00	(\$1,500.00)
611.8202	4 INCH DRY STANDPIPE (BRIDGE)	U	1.000	\$11,000.00	\$11,000.00	\$12,500.00	\$12,500.00	(\$1,500.00)
611.8203	4 INCH DRY STANDPIPE (BRIDGE)	U	1.000	\$11,000.00	\$11,000.00	\$12,500.00	\$12,500.00	(\$1,500.00)
611.8204	4 INCH DRY STANDPIPE (BRIDGE)	U	2.000	\$7,000.00	\$14,000.00	\$12,500.00	\$25,000.00	(\$11,000.00)
611.90001	ADJUSTING WATER GATES AND SHUTOFFS SET BY OTHERS	EA	12.000	\$210.00	\$2,520.00	\$250.00	\$3,000.00	(\$480.00)
612.1131	BY-PASS PUMPING SYSTEM	U	1.000	\$30,000.00	\$30,000.00	\$65,400.00	\$65,400.00	(\$35,400.00)
612.20042	16" HDPE CARRIER PIPE (30" CASING PIPE)	LF	151.000	\$330.00	\$49,830.00	\$805.00	\$121,555.00	(\$71,725.00)
612.202	FURNISH 30" STEEL CASING PIPE	LF	110.000	\$130.00	\$14,300.00	\$300.00	\$33,000.00	(\$18,700.00)
612.2129	30" STEEL CASING PIPE (FURNISHED BY OTHERS)	LF	110.000	\$350.00	\$38,500.00	\$515.00	\$56,650.00	(\$18,150.00)
612.21783	36" HDPE CASING PIPE WITH 24" HDPE FM CARRIER PIPE	LF	427.000	\$330.00	\$140,910.00	\$398.00	\$169,946.00	(\$29,036.00)
612.3204	RECONSTRUCT/ADJUST SEWER MANHOLE, 4' DIAMETER	VF	3.000	\$400.00	\$1,200.00	\$400.00	\$1,200.00	\$0.00
612.3531	SEWER CLEANOUT STRUCTURE	U	1.000	\$40,000.00	\$40,000.00	\$23,894.40	\$23,894.40	\$16,105.60
612.73124	24" HDPE FORCE MAIN (DR 9)	LF	148.000	\$170.00	\$25,160.00	\$170.00	\$25,160.00	\$0.00
612.83514	14" DI-MJ FITTING	EA	1.000	\$2,300.00	\$2,300.00	\$1,000.00	\$1,000.00	\$1,300.00
612.83518	18" DI-MJ FITTING	EA	2.000	\$2,600.00	\$5,200.00	\$1,500.00	\$3,000.00	\$2,200.00
612.83524	24" DI-MJ FITTING	EA	2.000	\$3,500.00	\$7,000.00	\$2,500.00	\$5,000.00	\$2,000.00

612.83724	24" HDPE FITTING	EA	4.000	\$1,000.00	\$4,000.00	\$1,750.00	\$7,000.00	(\$3,000.00)
612.9514	BOARD INSULATION, 4" THICK	SY	30.000	\$35.00	\$1,050.00	\$36.00	\$1,080.00	(\$30.00)
614.14014	4" 16-DUCT PVC CONDUIT, SCHEDULE 40, CONCRETE ENCASED	LF	1,900.000	\$160.00	\$304,000.00	\$205.00	\$389,500.00	(\$85,500.00)
614.1403	4" 16-DUCT STEEL CONDUIT, CONCRETE ENCASED	LF	240.000	\$430.00	\$103,200.00	\$380.00	\$91,200.00	\$12,000.00
614.321	2" STEEL CONDUIT	LF	64.000	\$20.00	\$1,280.00	\$13.00	\$832.00	\$448.00
614.331	3" STEEL CONDUIT	LF	850.000	\$22.00	\$18,700.00	\$17.00	\$14,450.00	\$4,250.00
614.3429	4 INCH 2-DUCT STEEL CONDUIT (BRIDGE)	LF	1,110.000	\$100.00	\$111,000.00	\$85.00	\$94,350.00	\$16,650.00
614.512	CONCRETE PULL BOX 18"	EA	30.000	\$500.00	\$15,000.00	\$500.00	\$15,000.00	\$0.00
614.51821	CONCRETE FIBER OPTIC SPLICE VAULT 48"X48"X48"	U	10.000	\$3,600.00	\$36,000.00	\$3,500.00	\$35,000.00	\$1,000.00
614.51823	CONCRETE FIBER OPTIC SPLICE VAULT 48"X96"X48"	U	8.000	\$6,000.00	\$48,000.00	\$5,000.00	\$40,000.00	\$8,000.00
614.5183	30" CONCRETE FIBER OPTIC MANHOLE	EA	2.000	\$1,800.00	\$3,600.00	\$2,000.00	\$4,000.00	(\$400.00)
614.523	MOLDED PULL BOX 17"X30"	EA	60.000	\$450.00	\$27,000.00	\$450.00	\$27,000.00	\$0.00
614.72114	2" PVC CONDUIT, SCHEDULE 40	LF	275.000	\$10.00	\$2,750.00	\$6.00	\$1,650.00	\$1,100.00
614.73114	3" PVC CONDUIT, SCHEDULE 40	LF	7,100.000	\$9.00	\$63,900.00	\$7.50	\$53,250.00	\$10,650.00
614.73118	3" PVC CONDUIT, SCHEDULE 80	LF	845.000	\$16.00	\$13,520.00	\$13.00	\$10,985.00	\$2,535.00
614.73214	3" 2-DUCT PVC CONDUIT, SCHEDULE 40	LF	135.000	\$15.00	\$2,025.00	\$19.00	\$2,565.00	(\$540.00)
614.73218	3" 2-DUCT PVC CONDUIT, SCHEDULE 80	LF	500.000	\$1.00	\$500.00	\$26.00	\$13,000.00	(\$12,500.00)
614.74221	4" 2-DUCT HDPE CONDUIT, SDR 13.5	LF	15,400.000	\$21.00	\$323,400.00	\$23.00	\$354,200.00	(\$30,800.00)
615.01201	TRAFFIC SIGN TYPE A, BREAKAWAY MOUNTS	SF	680.000	\$116.00	\$78,880.00	\$80.00	\$54,400.00	\$24,480.00
615.014	RELOCATING TRAFFIC SIGN TYPE A	U	10.000	\$3,200.00	\$32,000.00	\$3,500.00	\$35,000.00	(\$3,000.00)
615.0201	TRAFFIC SIGN TYPE B	SF	190.000	\$140.00	\$26,600.00	\$55.00	\$10,450.00	\$16,150.00
615.02201	TRAFFIC SIGN TYPE B, BREAKAWAY MOUNTS	SF	140.000	\$167.00	\$23,380.00	\$140.00	\$19,600.00	\$3,780.00
615.024	RELOCATING TRAFFIC SIGN TYPE B	U	41.000	\$350.00	\$14,350.00	\$1,200.00	\$49,200.00	(\$34,850.00)

615.0301	TRAFFIC SIGN TYPE C	SF	370.000	\$42.50	\$15,725.00	\$41.00	\$15,170.00	\$555.00
615.03201	TRAFFIC SIGN TYPE C, BREAKAWAY MOUNTS	SF	260.000	\$140.00	\$36,400.00	\$125.00	\$32,500.00	\$3,900.00
615.034	RELOCATING TRAFFIC SIGN, TYPE C	U	3.000	\$115.00	\$345.00	\$150.00	\$450.00	(\$105.00)
615.0401	TRAFFIC SIGN TYPE AA	SF	2,900.000	\$19.25	\$55,825.00	\$25.00	\$72,500.00	(\$16,675.00)
615.0501	TRAFFIC SIGN TYPE BB	SF	200.000	\$19.25	\$3,850.00	\$20.00	\$4,000.00	(\$150.00)
615.0601	TRAFFIC SIGN TYPE CC	SF	185.000	\$18.00	\$3,330.00	\$11.00	\$2,035.00	\$1,295.00
615.064	RELOCATING TRAFFIC SIGN TYPE CC	U	2.000	\$65.00	\$130.00	\$175.00	\$350.00	(\$220.00)
615.10001	FULL TRAFFIC SIGN STRUCTURE	U	1.000	\$57,000.00	\$57,000.00	\$90,000.00	\$90,000.00	(\$33,000.00)
615.10002	FULL TRAFFIC SIGN STRUCTURE	U	1.000	\$37,000.00	\$37,000.00	\$75,000.00	\$75,000.00	(\$38,000.00)
615.10003	FULL TRAFFIC SIGN STRUCTURE	U	1.000	\$52,000.00	\$52,000.00	\$60,000.00	\$60,000.00	(\$8,000.00)
615.10004	FULL TRAFFIC SIGN STRUCTURE	U	1.000	\$100,000.00	\$100,000.00	\$120,000.00	\$120,000.00	(\$20,000.00)
615.20001	CANTILEVER TRAFFIC SIGN STRUCTURE	U	1.000	\$29,000.00	\$29,000.00	\$40,000.00	\$40,000.00	(\$11,000.00)
615.20002	CANTILEVER TRAFFIC SIGN STRUCTURE	U	1.000	\$29,000.00	\$29,000.00	\$40,000.00	\$40,000.00	(\$11,000.00)
615.20003	CANTILEVER TRAFFIC SIGN STRUCTURE	U	1.000	\$31,000.00	\$31,000.00	\$50,000.00	\$50,000.00	(\$19,000.00)
615.20004	CANTILEVER TRAFFIC SIGN STRUCTURE	U	1.000	\$31,000.00	\$31,000.00	\$60,000.00	\$60,000.00	(\$29,000.00)
616.101	TRAFFIC SIGNALS	U	1.000	\$225,000.00	\$225,000.00	\$125,000.00	\$125,000.00	\$100,000.00
616.102	TRAFFIC SIGNALS	U	1.000	\$185,000.00	\$185,000.00	\$125,000.00	\$125,000.00	\$60,000.00
616.141	COMPUTER EQUIPMENT AND TRAFFIC SIGNAL SOFTWARE	U	1.000	\$26,000.00	\$26,000.00	\$10,000.00	\$10,000.00	\$16,000.00
616.151	TRAFFIC SIGNAL (FIBER OPTIC)	U	1.000	\$35,000.00	\$35,000.00	\$20,000.00	\$20,000.00	\$15,000.00
616.161	TRAFFIC SIGNALS (TEMP.)	U	1.000	\$22,000.00	\$22,000.00	\$25,000.00	\$25,000.00	(\$3,000.00)
616.162	TRAFFIC SIGNALS (TEMP.)	U	1.000	\$25,000.00	\$25,000.00	\$25,000.00	\$25,000.00	\$0.00
616.163	TRAFFIC SIGNALS (TEMP.)	U	1.000	\$25,000.00	\$25,000.00	\$25,000.00	\$25,000.00	\$0.00
616.191	ALTERATIONS TO TRAFFIC SIGNALS	U	1.000	\$10,000.00	\$10,000.00	\$8,000.00	\$8,000.00	\$2,000.00

616.192	ALTERATIONS TO TRAFFIC SIGNALS	U	1.000	\$10,000.00	\$10,000.00	\$8,000.00	\$8,000.00	\$8,000.00	\$2,000.00
616.193	ALTERATIONS TO TRAFFIC SIGNALS	U	1.000	\$10,000.00	\$10,000.00	\$8,000.00	\$8,000.00	\$8,000.00	\$2,000.00
616.194	ALTERATIONS TO TRAFFIC SIGNALS	U	1.000	\$10,000.00	\$10,000.00	\$8,000.00	\$8,000.00	\$8,000.00	\$2,000.00
616.4191	RELOCATE EMERGENCY PREEMPTION SYSTEM	U	1.000	\$10,000.00	\$10,000.00	\$15,000.00	\$15,000.00	\$15,000.00	(\$5,000.00)
616.95	INSTALL TRAFFIC STUDY EQUIPMENT	U	1.000	\$14,000.00	\$14,000.00	\$26,000.00	\$26,000.00	\$26,000.00	(\$12,000.00)
618.6	UNIFORMED OFFICERS	\$	114,000.000	\$1.00	\$114,000.00	\$1.00	\$1.00	\$114,000.00	\$0.00
618.61	UNIFORMED OFFICERS WITH VEHICLE	\$	1,335,000.000	\$1.00	\$1,335,000.00	\$1.00	\$1.00	\$1,335,000.00	\$0.00
618.7	FLAGGERS	HR	8,420.000	\$27.00	\$227,340.00	\$22.00	\$22.00	\$185,240.00	\$42,100.00
619.1	MAINTENANCE OF TRAFFIC	U	1.000	\$670,000.00	\$670,000.00	\$600,000.00	\$600,000.00	\$600,000.00	\$70,000.00
619.25	PORTABLE CHANGEABLE MESSAGE SIGN	U	4.000	\$16,000.00	\$64,000.00	\$3,800.00	\$3,800.00	\$15,200.00	\$48,800.00
619.253	PORTABLE CHANGEABLE MESSAGE SIGN (UNIT WEEK)	UWK	120.000	\$300.00	\$36,000.00	\$200.00	\$200.00	\$24,000.00	\$12,000.00
619.27	TRAILER-MOUNTED SPEED LIMIT SIGN	U	2.000	\$6,000.00	\$12,000.00	\$3,000.00	\$3,000.00	\$6,000.00	\$6,000.00
619.279	AUTOMATED TRAILER-MOUNTED SPEED LIMIT SIGN	U	2.000	\$10,000.00	\$20,000.00	\$5,000.00	\$5,000.00	\$10,000.00	\$10,000.00
619.63	TRUCK-MOUNTED IMPACT ATTENUATOR, TEST LEVEL 3	U	2.000	\$8,500.00	\$17,000.00	\$10,000.00	\$10,000.00	\$20,000.00	(\$3,000.00)
619.72	TOW VEHICLE	HR	3,200.000	\$67.00	\$214,400.00	\$100.00	\$100.00	\$320,000.00	(\$105,600.00)
621.1	RETROREFLECTIVE MEDIAN BARRIER DELINEATOR	EA	140.000	\$12.00	\$1,680.00	\$10.00	\$10.00	\$1,400.00	\$280.00
621.2	RETROREFLECTIVE BEAM GUARDRAIL DELINEATOR	EA	345.000	\$4.50	\$1,552.50	\$4.75	\$4.75	\$1,638.75	(\$86.25)
621.31	SINGLE DELINEATOR WITH POST	EA	585.000	\$32.00	\$18,720.00	\$30.00	\$30.00	\$17,550.00	\$1,170.00
621.32	DOUBLE DELINEATOR WITH POST	EA	120.000	\$35.00	\$4,200.00	\$35.00	\$35.00	\$4,200.00	\$0.00
621.33	SINGLE DELINEATOR DOUBLE FACED WITH POST	EA	10.000	\$40.00	\$400.00	\$40.00	\$40.00	\$400.00	\$0.00
621.61	FIBER OPTIC DELINEATOR	EA	60.000	\$50.00	\$3,000.00	\$100.00	\$100.00	\$6,000.00	(\$3,000.00)
622.1	STEEL WITNESS MARKERS	EA	250.000	\$30.00	\$7,500.00	\$28.00	\$28.00	\$7,000.00	\$500.00
622.2	CONCRETE BOUNDS	EA	60.000	\$225.00	\$13,500.00	\$290.50	\$290.50	\$17,430.00	(\$3,930.00)

625.2	CONCRETE LIGHT POLE BASES, TYPE B	EA	11.000	\$9,000.00	\$99,000.00	\$625.00	\$6,875.00	\$92,125.00
625.55140	LIGHT POLE WITH LED LUMINAIRE (40' TALL, SINGLE HEAD)	EA	11.000	\$3,250.00	\$35,750.00	\$3,000.00	\$33,000.00	\$2,750.00
628.2	SAWED BITUMINOUS PAVEMENT	LF	4,800.000	\$0.75	\$3,600.00	\$2.00	\$9,600.00	(\$6,000.00)
628.5	DIAMOND GRINDING CONCRETE PAVEMENT	SY	3,560.000	\$7.50	\$26,700.00	\$35.00	\$124,600.00	(\$97,900.00)
631.024	MODULAR GLARE SCREEN	LF	7,600.000	\$18.25	\$138,700.00	\$29.50	\$224,200.00	(\$85,500.00)
632.0104	RETROREFLECTIVE PAINT PAVE. MARKING, 4" LINE	LF	55,900.000	\$0.15	\$8,385.00	\$0.12	\$6,708.00	\$1,677.00
632.0106	RETROREFLECTIVE PAINT PAVE. MARKING, 6" LINE	LF	446,800.000	\$0.19	\$84,892.00	\$0.15	\$67,020.00	\$17,872.00
632.0112	RETROREFLECTIVE PAINT PAVE. MARKING, 12" LINE	LF	610.000	\$0.95	\$579.50	\$0.40	\$244.00	\$335.50
632.0118	RETROREFLECTIVE PAINT PAVE. MARKING, 18" LINE	LF	490.000	\$1.50	\$735.00	\$2.00	\$980.00	(\$245.00)
632.02	RETROREFLECTIVE PAINT PAVEMENT MARKING, SYMBOL OR WORD	SF	1,200.000	\$1.90	\$2,280.00	\$2.00	\$2,400.00	(\$120.00)
632.3104	RETROREFLECT. THERMOPLAS. PAVE. MARKING, 4" LINE	LF	18,100.000	\$0.60	\$10,860.00	\$0.75	\$13,575.00	(\$2,715.00)
632.3106	RETROREFLECT. THERMOPLAS. PAVE. MARKING, 6" LINE	LF	3,150.000	\$1.10	\$3,465.00	\$1.00	\$3,150.00	\$315.00
632.3112	RETROREFLECT. THERMOPLAS. PAVE. MARKING, 12" LINE	LF	5,450.000	\$2.40	\$13,080.00	\$1.50	\$8,175.00	\$4,905.00
632.3118	RETROREFLECT. THERMOPLAS. PAVE. MARKING, 18" LINE	LF	250.000	\$3.25	\$812.50	\$5.00	\$1,250.00	(\$437.50)
632.32	RETROREFLECT. THERMOPLAS. PAVEMENT MARKING, SYMBOL OR WORD	SF	1,250.000	\$5.50	\$6,875.00	\$5.00	\$6,250.00	\$625.00
632.911	OBLITERATE PAVE. MARKING LINE, 12" WIDE & UNDER	LF	85,050.000	\$0.45	\$38,272.50	\$0.35	\$29,767.50	\$8,505.00
632.92	OBLITERATE PAVEMENT MARKING, SYMBOL OR WORD	SF	145.000	\$1.15	\$166.75	\$1.00	\$145.00	\$21.75
641.	LOAM	CY	185.000	\$20.00	\$3,700.00	\$26.00	\$4,810.00	(\$1,110.00)
643.22	FERTILIZER FOR REFERTILIZATION	TON	12.000	\$950.00	\$11,400.00	\$950.00	\$11,400.00	\$0.00
644.44	SLOPE SEED TYPE 44	LB	178.000	\$5.00	\$890.00	\$10.00	\$1,780.00	(\$890.00)
644.62	WET BASIN/MEADOW SEED TYPE 62	LB	36.000	\$180.00	\$6,480.00	\$200.00	\$7,200.00	(\$720.00)

644.82	SALT-TOLERANT GRASS SEED, TYPE 82	LB	160.000	\$50.00	\$8,000.00	\$50.00	\$8,000.00	\$0.00	\$0.00
645.0001	TURBIDITY BARRIER	LF	1,800.000	\$10.00	\$18,000.00	\$20.00	\$36,000.00	(\$18,000.00)	
645.119	MULCH WITH TACKIFIERS	A	48.000	\$900.00	\$43,200.00	\$1,000.00	\$48,000.00	(\$4,800.00)	
645.3	EROSION STONE	TON	15,000.000	\$15.00	\$225,000.00	\$22.00	\$330,000.00	(\$105,000.00)	
645.44	TEMPORARY SLOPE STABILIZATION TYPE D (WILDLIFE FRIENDLY)	SY	48,300.000	\$1.45	\$70,035.00	\$1.25	\$60,375.00	\$9,660.00	
645.46	PERMANENT CHANNEL STABILIZATION TYPE B	SY	12,650.000	\$4.25	\$53,762.50	\$3.00	\$37,950.00	\$15,812.50	
645.48	EROSION CONTROL MIX	CY	3,000.000	\$15.00	\$45,000.00	\$20.00	\$60,000.00	(\$15,000.00)	
645.481	WOOD CHIPS FOR TEMPORARY EROSION CONTROL	CY	2,500.000	\$6.00	\$15,000.00	\$20.00	\$50,000.00	(\$35,000.00)	
645.482	STUMP GRINDINGS FOR TEMPORARY EROSION CONTROL	CY	7,000.000	\$8.00	\$56,000.00	\$20.00	\$140,000.00	(\$84,000.00)	
645.51	HAY BALES FOR TEMPORARY EROSION CONTROL	EA	1,000.000	\$5.00	\$5,000.00	\$8.00	\$8,000.00	(\$3,000.00)	
645.512	COMPOST SOCK FOR PERIMETER BERM	LF	5,000.000	\$4.00	\$20,000.00	\$3.75	\$18,750.00	\$1,250.00	
645.52	RYEGRASS FOR TEMPORARY EROSION CONTROL	LB	1,500.000	\$3.50	\$5,250.00	\$2.00	\$3,000.00	\$2,250.00	
645.531	SILT FENCE	LF	30,870.000	\$3.50	\$108,045.00	\$3.00	\$92,610.00	\$15,435.00	
645.611	BONDED FIBER MATRIX (BFM)	LB	169,000.000	\$1.30	\$219,700.00	\$1.50	\$253,500.00	(\$33,800.00)	
645.612	FIBER REINFORCED MATRIX (FRM)	LB	17,000.000	\$1.50	\$25,500.00	\$1.50	\$25,500.00	\$0.00	
645.7	STORM WATER POLLUTION PREVENTION PLAN	U	1.000	\$50,000.00	\$50,000.00	\$40,000.00	\$40,000.00	\$10,000.00	
645.71	MONITORING SWPPP AND EROSION AND SEDIMENT CONTROLS	HR	3,750.000	\$56.00	\$210,000.00	\$50.00	\$187,500.00	\$22,500.00	
645.81	STORM WATER REMOVAL - TRUCKING	HR	100.000	\$100.00	\$10,000.00	\$100.00	\$10,000.00	\$0.00	
645.8103	EROSION CONTROL - PUMP (300 GAL/MIN DISCHARGE CAPACITY)	UWK	150.000	\$400.00	\$60,000.00	\$1,000.00	\$150,000.00	(\$90,000.00)	
645.8105	EROSION CONTROL - PUMP (500 GAL/MIN DISCHARGE CAPACITY)	UWK	200.000	\$700.00	\$140,000.00	\$1,200.00	\$240,000.00	(\$100,000.00)	
645.8110	EROSION CONTROL - PUMP (1000 GAL/MIN DISCHARGE CAPACITY)	UWK	200.000	\$900.00	\$180,000.00	\$1,500.00	\$300,000.00	(\$120,000.00)	
645.8203	EROSION CONTROL - PUMP (300 GAL/MIN DISCHARGE CAPACITY)	U	2.000	\$35,000.00	\$70,000.00	\$75,000.00	\$150,000.00	(\$80,000.00)	

645.8205	EROSION CONTROL - PUMP (500 GAL/MIN DISCHARGE CAPACITY)	U	2.000	\$50,000.00	\$100,000.00	\$90,000.00	\$180,000.00	(\$80,000.00)
645.8210	EROSION CONTROL - PUMP (1000 GAL/MIN DISCHARGE CAPACITY)	U	3.000	\$60,000.00	\$180,000.00	\$120,000.00	\$360,000.00	(\$180,000.00)
645.85	FLOCCULANT TREATMENT SYSTEM	MON	79.000	\$2,700.00	\$213,300.00	\$111,000.00	\$869,000.00	(\$655,700.00)
645.851	WATER QUALITY MONITORING FOR CONSTRUCTION STORMWATER	HR	900.000	\$55.00	\$49,500.00	\$67.00	\$60,300.00	(\$10,800.00)
645.852	FLOCCULANT TREATMENT SYSTEM OPERATION	HR	1,350.000	\$20.00	\$27,000.00	\$80.00	\$108,000.00	(\$81,000.00)
646.2	TURF ESTABLISHMENT WITHOUT MULCH	A	56.000	\$1,100.00	\$61,600.00	\$1,500.00	\$84,000.00	(\$22,400.00)
647.1	HUMUS	CY	28,300.000	\$17.00	\$481,100.00	\$15.00	\$424,500.00	\$56,600.00
647.29	WETLAND HUMUS	CY	1,100.000	\$17.00	\$18,700.00	\$20.00	\$22,000.00	(\$3,300.00)
670.02	SEDIMENT SUMP MEASURING BLOCK	EA	7.000	\$300.00	\$2,100.00	\$330.00	\$2,310.00	(\$210.00)
670.04501	CONSTRUCT AND REMOVE DIVERSION	U	1.000	\$220,000.00	\$220,000.00	\$217,400.00	\$217,400.00	\$2,600.00
670.04502	CONSTRUCT AND REMOVE DIVERSION	U	1.000	\$18,000.00	\$18,000.00	\$12,700.00	\$12,700.00	\$5,300.00
670.04503	CONSTRUCT AND REMOVE DIVERSION	U	1.000	\$68,000.00	\$68,000.00	\$63,100.00	\$63,100.00	\$4,900.00
670.04504	CONSTRUCT AND REMOVE DIVERSION	U	1.000	\$165,000.00	\$165,000.00	\$134,700.00	\$134,700.00	\$30,300.00
670.04505	CONSTRUCT AND REMOVE DIVERSION	U	1.000	\$185,000.00	\$185,000.00	\$191,600.00	\$191,600.00	(\$6,600.00)
670.04506	CONSTRUCT AND REMOVE DIVERSION	U	1.000	\$21,000.00	\$21,000.00	\$12,200.00	\$12,200.00	\$8,800.00
670.04507	CONSTRUCT AND REMOVE DIVERSION	U	1.000	\$23,500.00	\$23,500.00	\$13,400.00	\$13,400.00	\$10,100.00
670.04508	CONSTRUCT AND REMOVE DIVERSION	U	1.000	\$125,000.00	\$125,000.00	\$116,300.00	\$116,300.00	\$8,700.00
670.04509	CONSTRUCT AND REMOVE DIVERSION	U	1.000	\$24,000.00	\$24,000.00	\$13,400.00	\$13,400.00	\$10,600.00
670.04510	CONSTRUCT AND REMOVE DIVERSION	U	1.000	\$130,000.00	\$130,000.00	\$119,400.00	\$119,400.00	\$10,600.00
670.04601	CONSTRUCT AND REMOVE TEMPORARY WIDENING	U	1.000	\$40,000.00	\$40,000.00	\$34,650.00	\$34,650.00	\$5,350.00
670.04602	CONSTRUCT AND REMOVE TEMPORARY WIDENING	U	1.000	\$40,000.00	\$40,000.00	\$34,950.00	\$34,950.00	\$5,050.00
670.04603	CONSTRUCT AND REMOVE TEMPORARY WIDENING	U	1.000	\$40,000.00	\$40,000.00	\$34,850.00	\$34,850.00	\$5,150.00
670.04604	CONSTRUCT AND REMOVE TEMPORARY WIDENING	U	1.000	\$17,000.00	\$17,000.00	\$11,600.00	\$11,600.00	\$5,400.00

670.04605	CONSTRUCT AND REMOVE TEMPORARY WIDENING	U	1.000	\$38,000.00	\$38,000.00	\$30,500.00	\$30,500.00	\$7,500.00
670.04606	CONSTRUCT AND REMOVE TEMPORARY WIDENING	U	1.000	\$9,500.00	\$9,500.00	\$5,650.00	\$5,650.00	\$3,850.00
670.04607	CONSTRUCT AND REMOVE TEMPORARY WIDENING	U	1.000	\$10,500.00	\$10,500.00	\$5,750.00	\$5,750.00	\$4,750.00
670.04608	CONSTRUCT AND REMOVE TEMPORARY WIDENING	U	1.000	\$10,500.00	\$10,500.00	\$4,000.00	\$4,000.00	\$6,500.00
670.04609	CONSTRUCT AND REMOVE TEMPORARY WIDENING	U	1.000	\$46,000.00	\$46,000.00	\$35,700.00	\$35,700.00	\$10,300.00
670.04610	CONSTRUCT AND REMOVE TEMPORARY WIDENING	U	1.000	\$68,000.00	\$68,000.00	\$59,000.00	\$59,000.00	\$9,000.00
670.04611	CONSTRUCT AND REMOVE TEMPORARY WIDENING	U	1.000	\$4,800.00	\$4,800.00	\$2,450.00	\$2,450.00	\$2,350.00
670.04612	CONSTRUCT AND REMOVE TEMPORARY WIDENING	U	1.000	\$64,000.00	\$64,000.00	\$47,850.00	\$47,850.00	\$16,150.00
670.04613	CONSTRUCT AND REMOVE TEMPORARY WIDENING	U	1.000	\$24,000.00	\$24,000.00	\$16,600.00	\$16,600.00	\$7,400.00
670.04614	CONSTRUCT AND REMOVE TEMPORARY WIDENING	U	1.000	\$49,000.00	\$49,000.00	\$37,200.00	\$37,200.00	\$11,800.00
670.04615	CONSTRUCT AND REMOVE TEMPORARY WIDENING	U	1.000	\$24,000.00	\$24,000.00	\$17,250.00	\$17,250.00	\$6,750.00
670.04616	CONSTRUCT AND REMOVE TEMPORARY WIDENING	U	1.000	\$4,500.00	\$4,500.00	\$1,850.00	\$1,850.00	\$2,650.00
670.04617	CONSTRUCT AND REMOVE TEMPORARY WIDENING	U	1.000	\$7,200.00	\$7,200.00	\$2,350.00	\$2,350.00	\$4,850.00
670.04618	CONSTRUCT AND REMOVE TEMPORARY WIDENING	U	1.000	\$15,000.00	\$15,000.00	\$8,300.00	\$8,300.00	\$6,700.00
670.04619	CONSTRUCT AND REMOVE TEMPORARY WIDENING	U	1.000	\$42,000.00	\$42,000.00	\$30,650.00	\$30,650.00	\$11,350.00
670.04620	CONSTRUCT AND REMOVE TEMPORARY WIDENING	U	1.000	\$31,000.00	\$31,000.00	\$26,700.00	\$26,700.00	\$4,300.00
670.066	MAILBOX SUPPORT ASSEMBLIES	EA	6.000	\$200.00	\$1,200.00	\$175.00	\$1,050.00	\$150.00
670.104	TEMPORARY PORTABLE LIGHTING	U	15.000	\$7,500.00	\$112,500.00	\$10,000.00	\$150,000.00	(\$37,500.00)
670.1611	DISCHARGE PERMIT FOR TREATED CONTAMINATED WATER	U	1.000	\$3,500.00	\$3,500.00	\$5,000.00	\$5,000.00	(\$1,500.00)
670.313	PIPE CLEAN OUT AND DEBRIS REMOVAL	U	1.000	\$6,000.00	\$6,000.00	\$10,000.00	\$10,000.00	(\$4,000.00)
670.321	SENSITIVE AREA MITIGATION	U	1.000	\$5,000.00	\$5,000.00	\$4,583.00	\$4,583.00	\$417.00
670.822	GNSS CONSTRUCTION INSPECTION EQUIPMENT	U	1.000	\$17,000.00	\$17,000.00	\$30,000.00	\$30,000.00	(\$13,000.00)
670.95	TEMPORARY SAFETY FENCE	LF	1,000.000	\$4.00	\$4,000.00	\$4.50	\$4,500.00	(\$500.00)

671.603	3-INCH PVC CONDUIT, SCHEDULE 80, DIRECTIONAL BORE	LF	380.000	\$50.00	\$19,000.00	\$52.00	\$19,760.00	(\$760.00)
671.61089	TEMPORARY 8" HDPE DRAINAGE PIPE, DIRECTIONAL BORE	LF	100.000	\$80.00	\$8,000.00	\$50.00	\$5,000.00	\$3,000.00
671.62904	4" 16-DUCT HDPE CONDUIT (DIRECTIONAL DRILL)	LF	250.000	\$1,200.00	\$300,000.00	\$2,000.00	\$500,000.00	(\$200,000.00)
677.317	RELOCATE WIRELESS COMMUNICATIONS EQUIPMENT	U	1.000	\$12,500.00	\$12,500.00	\$20,000.00	\$20,000.00	(\$7,500.00)
677.41001	CLOSED CIRCUIT TELEVISION (CCTV) SYSTEM FOUNDATION	U	1.000	\$25,000.00	\$25,000.00	\$30,000.00	\$30,000.00	(\$5,000.00)
677.41002	CLOSED CIRCUIT TELEVISION (CCTV) SYSTEM FOUNDATION	U	1.000	\$30,000.00	\$30,000.00	\$30,000.00	\$30,000.00	\$0.00
677.4101	CCTV SYSTEM	U	1.000	\$65,000.00	\$65,000.00	\$85,000.00	\$85,000.00	(\$20,000.00)
677.417	RELOCATE CLOSED CIRCUIT TELEVISION (CCTV) SYSTEM	U	1.000	\$18,000.00	\$18,000.00	\$85,000.00	\$85,000.00	(\$67,000.00)
677.4217	RELOCATE NON-INVASIVE SENSOR EQUIPMENT	U	1.000	\$8,500.00	\$8,500.00	\$20,000.00	\$20,000.00	(\$11,500.00)
677.4301	VARIABLE SPEED LIMIT SIGN SYSTEM	U	1.000	\$50,000.00	\$50,000.00	\$60,000.00	\$60,000.00	(\$10,000.00)
677.4302	VARIABLE SPEED LIMIT SIGN SYSTEM	U	1.000	\$50,000.00	\$50,000.00	\$60,000.00	\$60,000.00	(\$10,000.00)
677.51012	12-STRAND SINGLE MODE FIBER OPTIC CABLE	LF	1,900.000	\$2.00	\$3,800.00	\$4.50	\$8,550.00	(\$4,750.00)
677.51024	24-STRAND SINGLE MODE FIBER OPTIC CABLE	LF	350.000	\$2.00	\$700.00	\$5.50	\$1,925.00	(\$1,225.00)
677.51072	72-STRAND SINGLE MODE FIBER OPTIC CABLE	LF	3,800.000	\$3.00	\$11,400.00	\$7.00	\$26,600.00	(\$15,200.00)
677.51288	288-STRAND SINGLE MODE FIBER OPTIC CABLE	LF	12,650.000	\$8.00	\$101,200.00	\$8.00	\$101,200.00	\$0.00
677.53	FIBER OPTIC SPLICE	EA	366.000	\$50.00	\$18,300.00	\$125.00	\$45,750.00	(\$27,450.00)
677.54101	GROUND MOUNTED ITS EQUIPMENT CABINET	U	1.000	\$12,000.00	\$12,000.00	\$15,000.00	\$15,000.00	(\$3,000.00)
677.54102	GROUND MOUNTED ITS EQUIPMENT CABINET	U	1.000	\$12,000.00	\$12,000.00	\$15,000.00	\$15,000.00	(\$3,000.00)
677.54103	GROUND MOUNTED ITS EQUIPMENT CABINET	U	1.000	\$12,500.00	\$12,500.00	\$15,000.00	\$15,000.00	(\$2,500.00)
677.54104	GROUND MOUNTED ITS EQUIPMENT CABINET	U	1.000	\$12,500.00	\$12,500.00	\$15,000.00	\$15,000.00	(\$2,500.00)
677.561	FIBER OPTIC PATCH PANEL (12-POSITION)	EA	4.000	\$1,000.00	\$4,000.00	\$1,000.00	\$4,000.00	\$0.00
677.5821	100 MBPS FIBER ETHERNET SWITCH	EA	4.000	\$4,750.00	\$19,000.00	\$5,000.00	\$20,000.00	(\$1,000.00)

677.5822	1 GBPS FIBER ETHERNET SWITCH	EA	1.000	\$5,000.00	\$5,000.00	\$5,000.00	\$6,000.00	\$6,000.00	\$6,000.00	(\$1,000.00)
677.6301	METER AND DISCONNECT PEDESTAL	U	1.000	\$3,000.00	\$3,000.00	\$3,000.00	\$2,600.00	\$2,600.00	\$2,600.00	\$400.00
677.6302	METER AND DISCONNECT PEDESTAL	U	1.000	\$4,000.00	\$4,000.00	\$4,000.00	\$2,600.00	\$2,600.00	\$2,600.00	\$1,400.00
677.6303	METER AND DISCONNECT PEDESTAL	U	1.000	\$3,000.00	\$3,000.00	\$3,000.00	\$2,600.00	\$2,600.00	\$2,600.00	\$400.00
677.6304	METER AND DISCONNECT PEDESTAL	U	1.000	\$4,000.00	\$4,000.00	\$4,000.00	\$2,600.00	\$2,600.00	\$2,600.00	\$1,400.00
677.6305	METER AND DISCONNECT PEDESTAL	U	1.000	\$4,000.00	\$4,000.00	\$4,000.00	\$2,600.00	\$2,600.00	\$2,600.00	\$1,400.00
677.6306	METER AND DISCONNECT PEDESTAL	U	1.000	\$4,000.00	\$4,000.00	\$4,000.00	\$2,600.00	\$2,600.00	\$2,600.00	\$1,400.00
677.6307	METER AND DISCONNECT PEDESTAL	U	1.000	\$4,000.00	\$4,000.00	\$4,000.00	\$2,600.00	\$2,600.00	\$2,600.00	\$1,400.00
677.64	UNINTERRUPTABLE POWER SUPPLY (UPS)	EA	4.000	\$4,000.00	\$16,000.00	\$16,000.00	\$10,000.00	\$10,000.00	\$40,000.00	(\$24,000.00)
677.9300	3-CONDUCTOR #00 AWG CABLE	LF	880.000	\$11.00	\$9,680.00	\$9,680.00	\$12.00	\$12.00	\$10,560.00	(\$880.00)
677.9301	3-CONDUCTOR #0 AWG CABLE	LF	1,650.000	\$10.00	\$16,500.00	\$16,500.00	\$10.00	\$10.00	\$16,500.00	\$0.00
677.9304	3-CONDUCTOR #4 AWG CABLE	LF	250.000	\$8.00	\$2,000.00	\$2,000.00	\$10.00	\$10.00	\$2,500.00	(\$500.00)
677.9306	3-CONDUCTOR #6 AWG CABLE	LF	160.000	\$8.00	\$1,280.00	\$1,280.00	\$8.00	\$8.00	\$1,280.00	\$0.00
677.9308	3-CONDUCTOR #8 AWG CABLE	LF	290.000	\$2.50	\$725.00	\$725.00	\$6.00	\$6.00	\$1,740.00	(\$1,015.00)
677.9314	3-CONDUCTOR #14 AWG CABLE	LF	175.000	\$2.50	\$437.50	\$437.50	\$6.00	\$6.00	\$1,050.00	(\$612.50)
692.	MOBILIZATION	U	1.000	\$3,800,000.00	\$3,800,000.00	\$3,800,000.00	\$3,610,816.10	\$3,610,816.10	\$3,610,816.10	\$189,183.90
693.	ON-THE-JOB TRAINING OF UNSKILLED WORKERS	\$	2,400.000	\$1.00	\$2,400.00	\$2,400.00	\$1.00	\$1.00	\$2,400.00	\$0.00
697.11	INVASIVE SPECIES CONTROL AND MANAGEMENT PLAN	U	1.000	\$3,000.00	\$3,000.00	\$3,000.00	\$6,000.00	\$6,000.00	\$6,000.00	(\$3,000.00)
697.31	PROJECT OPERATIONS PLAN	U	1.000	\$2,500.00	\$2,500.00	\$2,500.00	\$10,000.00	\$10,000.00	\$10,000.00	(\$7,500.00)
697.41	CRITICAL PATH METHOD (CPM) ELECTRONIC SCHEDULE	U	1.000	\$1,000.00	\$1,000.00	\$1,000.00	\$36,000.00	\$36,000.00	\$36,000.00	(\$35,000.00)
698.11	FIELD OFFICE TYPE A	MON	45.000	\$3,200.00	\$144,000.00	\$144,000.00	\$2,500.00	\$2,500.00	\$112,500.00	\$31,500.00
698.2	PHYSICAL TESTING LABORATORY	MON	45.000	\$800.00	\$36,000.00	\$36,000.00	\$1,000.00	\$1,000.00	\$45,000.00	(\$9,000.00)
699.	MISCELLANEOUS TEMPORARY EROSION AND SEDIMENT CONTROL	\$	600,000.000	\$1.00	\$600,000.00	\$600,000.00	\$1.00	\$1.00	\$600,000.00	\$0.00

814.1	TEMPORARY UTILITY SUPPORT	U	1.000	\$2,500.00	\$2,500.00	\$75,000.00	\$75,000.00	(\$72,500.00)
1008.6	ALTERATIONS AND ADDITIONS AS NEEDED - DRINKING WATER RESOURCE PROTECTIO	\$	25,000.000	\$1.00	\$25,000.00	\$1.00	\$25,000.00	\$0.00
1008.8	ALTERATIONS AND ADDITIONS AS NEEDED - WINTER MAINTENANCE	\$	25,000.000	\$1.00	\$25,000.00	\$1.00	\$25,000.00	\$0.00
1009.211	TREATMENT OR DISPOSAL OF CONTAMINATED GROUNDWATER	\$	100,000.000	\$1.00	\$100,000.00	\$1.00	\$100,000.00	\$0.00
1010.15	FUEL ADJUSTMENT	\$	250,000.000	\$1.00	\$250,000.00	\$1.00	\$250,000.00	\$0.00
1010.2	ASPHALT CEMENT ADJUSTMENT	\$	100,000.000	\$1.00	\$100,000.00	\$1.00	\$100,000.00	\$0.00
1010.3	QUALITY CONTROL QUALITY ASSURANCE (QC/QA) ASPHALT	\$	312,800.000	\$1.00	\$312,800.00	\$1.00	\$312,800.00	\$0.00
1010.41	QUALITY CONTROL QUALITY ASSURANCE (QC/QA) FOR CONCRETE	\$	7,297.500	\$1.00	\$7,297.50	\$1.00	\$7,297.50	\$0.00
1010.42	QUALITY CONTROL QUALITY ASSURANCE (QC/QA) FOR CONCRETE	\$	7,047.500	\$1.00	\$7,047.50	\$1.00	\$7,047.50	\$0.00
1010.43	QUALITY CONTROL QUALITY ASSURANCE (QC/QA) FOR CONCRETE	\$	19,245.000	\$1.00	\$19,245.00	\$1.00	\$19,245.00	\$0.00
1010.44	QUALITY CONTROL QUALITY ASSURANCE (QC/QA) FOR CONCRETE	\$	16,517.500	\$1.00	\$16,517.50	\$1.00	\$16,517.50	\$0.00
1010.45	QUALITY CONTROL QUALITY ASSURANCE (QC/QA) FOR CONCRETE	\$	52,205.000	\$1.00	\$52,205.00	\$1.00	\$52,205.00	\$0.00
1010.46	QUALITY CONTROL QUALITY ASSURANCE (QC/QA) FOR CONCRETE	\$	20,747.500	\$1.00	\$20,747.50	\$1.00	\$20,747.50	\$0.00

Total: \$62,296,391.29 \$67,938,067.57 (\$5,641,676.28)



CERTIFICATE OF LIABILITY INSURANCE

DATE (MM/DD/YYYY)
11/3/2016

THIS CERTIFICATE IS ISSUED AS A MATTER OF INFORMATION ONLY AND CONFERS NO RIGHTS UPON THE CERTIFICATE HOLDER. THIS CERTIFICATE DOES NOT AFFIRMATIVELY OR NEGATIVELY AMEND, EXTEND OR ALTER THE COVERAGE AFFORDED BY THE POLICIES BELOW. THIS CERTIFICATE OF INSURANCE DOES NOT CONSTITUTE A CONTRACT BETWEEN THE ISSUING INSURER(S), AUTHORIZED REPRESENTATIVE OR PRODUCER, AND THE CERTIFICATE HOLDER.

IMPORTANT: If the certificate holder is an ADDITIONAL INSURED, the policy(ies) must be endorsed. If SUBROGATION IS WAIVED, subject to the terms and conditions of the policy, certain policies may require an endorsement. A statement on this certificate does not confer rights to the certificate holder in lieu of such endorsement(s).

PRODUCER THE ROWLEY AGENCY INC. 139 Loudon Road P.O. Box 511 Concord NH 03302-0511	CONTACT NAME: Christine Holman, CPCU, CIC PHONE (A/C No. Ext): (603) 224-2562 FAX (A/C No.): (603) 224-8012 E-MAIL ADDRESS: cholman@rowleyagency.com													
	<table border="1"> <tr> <th>INSURER(S) AFFORDING COVERAGE</th> <th>NAIC #</th> </tr> <tr> <td>INSURER A: Travelers</td> <td>28188</td> </tr> <tr> <td>INSURER B: Crum & Forster</td> <td></td> </tr> <tr> <td>INSURER C:</td> <td></td> </tr> <tr> <td>INSURER D:</td> <td></td> </tr> <tr> <td>INSURER E:</td> <td></td> </tr> <tr> <td>INSURER F:</td> <td></td> </tr> </table>	INSURER(S) AFFORDING COVERAGE	NAIC #	INSURER A: Travelers	28188	INSURER B: Crum & Forster		INSURER C:		INSURER D:		INSURER E:		INSURER F:
INSURER(S) AFFORDING COVERAGE	NAIC #													
INSURER A: Travelers	28188													
INSURER B: Crum & Forster														
INSURER C:														
INSURER D:														
INSURER E:														
INSURER F:														
INSURED R.S. Audley, Inc. 1113 Route 3-A Bow NH 03304														

COVERAGES **CERTIFICATE NUMBER:** 16-17 all lines **REVISION NUMBER:**

THIS IS TO CERTIFY THAT THE POLICIES OF INSURANCE LISTED BELOW HAVE BEEN ISSUED TO THE INSURED NAMED ABOVE FOR THE POLICY PERIOD INDICATED. NOTWITHSTANDING ANY REQUIREMENT, TERM OR CONDITION OF ANY CONTRACT OR OTHER DOCUMENT WITH RESPECT TO WHICH THIS CERTIFICATE MAY BE ISSUED OR MAY PERTAIN, THE INSURANCE AFFORDED BY THE POLICIES DESCRIBED HEREIN IS SUBJECT TO ALL THE TERMS, EXCLUSIONS AND CONDITIONS OF SUCH POLICIES. LIMITS SHOWN MAY HAVE BEEN REDUCED BY PAID CLAIMS.

INSR LTR	TYPE OF INSURANCE	ADDL INSR	SUBR WVD	POLICY NUMBER	POLICY EFF (MM/DD/YYYY)	POLICY EXP (MM/DD/YYYY)	LIMITS
A	GENERAL LIABILITY <input checked="" type="checkbox"/> COMMERCIAL GENERAL LIABILITY <input type="checkbox"/> CLAIMS-MADE <input checked="" type="checkbox"/> OCCUR <input checked="" type="checkbox"/> CG0001 GEN'L AGGREGATE LIMIT APPLIES PER: <input type="checkbox"/> POLICY <input type="checkbox"/> PRO-JECT <input checked="" type="checkbox"/> LOC			VTNCO2398A78A-PHX-16	1/1/2016	1/1/2017	EACH OCCURRENCE \$ 1,000,000 DAMAGE TO RENTED PREMISES (Ea occurrence) \$ 100,000 MED EXP (Any one person) \$ 5,000 PERSONAL & ADV INJURY \$ 1,000,000 GENERAL AGGREGATE \$ 2,000,000 PRODUCTS - COMP/OP AGG \$ 2,000,000
	AUTOMOBILE LIABILITY <input checked="" type="checkbox"/> ANY AUTO <input type="checkbox"/> ALL OWNED AUTOS <input type="checkbox"/> HIRED AUTOS <input type="checkbox"/> SCHEDULED AUTOS <input type="checkbox"/> NON-OWNED AUTOS			VTOCAP2398A791-COF-16	1/1/2016	1/1/2017	COMBINED SINGLE LIMIT (Ea accident) \$ 1,000,000 BODILY INJURY (Per person) \$ BODILY INJURY (Per accident) \$ PROPERTY DAMAGE (Per accident) \$ Medical payments \$ 2,000
A	<input checked="" type="checkbox"/> UMBRELLA LIAB <input checked="" type="checkbox"/> OCCUR <input type="checkbox"/> EXCESS LIAB <input type="checkbox"/> CLAIMS-MADE DED <input checked="" type="checkbox"/> RETENTION \$ 10,000			VTSMJCUP2398A809-TIL-16	1/1/2016	1/1/2017	EACH OCCURRENCE \$ 10,000,000 AGGREGATE \$ 10,000,000
A	WORKERS COMPENSATION AND EMPLOYERS' LIABILITY ANY PROPRIETOR/PARTNER/EXECUTIVE OFFICER/MEMBER EXCLUDED? (Mandatory in NH) If yes, describe under DESCRIPTION OF OPERATIONS below Y/N <input checked="" type="checkbox"/> N N/A			3A States: NH, ME VTRKUB-2398A77-8-15	1/1/2016	1/1/2017	<input checked="" type="checkbox"/> WC STATU-TORY LIMITS <input type="checkbox"/> OTH-ER E.L. EACH ACCIDENT \$ 500,000 E.L. DISEASE - EA EMPLOYEE \$ 500,000 E.L. DISEASE - POLICY LIMIT \$ 500,000
A	Leased/Rented			QT-660-3082B427-COF-15	1/1/2016	1/1/2017	Limit 765,000
B	Pollution			PKC100765	2/18/2016	2/18/2017	Per Claim/Aggregate 2,000,000

DESCRIPTION OF OPERATIONS / LOCATIONS / VEHICLES (Attach ACORD 101, Additional Remarks Schedule, if more space is required)
Salem to Manchester #A004(375), 14633D - Exit 4 Interchange, Northbound and Southbound Mainline and NH 102 approach work. Certificate holder is included as an additional insured under general liability coverage when required by written contract

CERTIFICATE HOLDER State of NH Dept of Transportation PO Box 483 Concord, NH 03302-0483	CANCELLATION SHOULD ANY OF THE ABOVE DESCRIBED POLICIES BE CANCELLED BEFORE THE EXPIRATION DATE THEREOF, NOTICE WILL BE DELIVERED IN ACCORDANCE WITH THE POLICY PROVISIONS. AUTHORIZED REPRESENTATIVE C Holman, CPCU, CIC/C <i>Christine Holman</i>
--	---



CERTIFICATE OF LIABILITY INSURANCE

DATE (MM/DD/YYYY)
11/3/2016

THIS CERTIFICATE IS ISSUED AS A MATTER OF INFORMATION ONLY AND CONFERS NO RIGHTS UPON THE CERTIFICATE HOLDER. THIS CERTIFICATE DOES NOT AFFIRMATIVELY OR NEGATIVELY AMEND, EXTEND OR ALTER THE COVERAGE AFFORDED BY THE POLICIES BELOW. THIS CERTIFICATE OF INSURANCE DOES NOT CONSTITUTE A CONTRACT BETWEEN THE ISSUING INSURER(S), AUTHORIZED REPRESENTATIVE OR PRODUCER, AND THE CERTIFICATE HOLDER.

IMPORTANT: If the certificate holder is an ADDITIONAL INSURED, the policy(ies) must be endorsed. If SUBROGATION IS WAIVED, subject to the terms and conditions of the policy, certain policies may require an endorsement. A statement on this certificate does not confer rights to the certificate holder in lieu of such endorsement(s).

PRODUCER THE ROWLEY AGENCY INC. 45 Constitution Avenue P.O. Box 511 Concord NH 03302-0511	CONTACT NAME: Christine Holman, CPCU, CIC PHONE (A/C, No, Ext): (603) 224-2562 FAX (A/C, No): (603) 224-8012 E-MAIL ADDRESS: cholman@rowleyagency.com													
	<table border="1"> <tr> <th>INSURER(S) AFFORDING COVERAGE</th> <th>NAIC #</th> </tr> <tr> <td>INSURER A: Travelers</td> <td>28188</td> </tr> <tr> <td>INSURER B:</td> <td></td> </tr> <tr> <td>INSURER C:</td> <td></td> </tr> <tr> <td>INSURER D:</td> <td></td> </tr> <tr> <td>INSURER E:</td> <td></td> </tr> <tr> <td>INSURER F:</td> <td></td> </tr> </table>	INSURER(S) AFFORDING COVERAGE	NAIC #	INSURER A: Travelers	28188	INSURER B:		INSURER C:		INSURER D:		INSURER E:		INSURER F:
INSURER(S) AFFORDING COVERAGE	NAIC #													
INSURER A: Travelers	28188													
INSURER B:														
INSURER C:														
INSURER D:														
INSURER E:														
INSURER F:														
INSURED State of New Hampshire, Dept of Transportation PO Box 483 Concord NH 03302-0483														

COVERAGES **CERTIFICATE NUMBER:** OCP- Salem/Manchester **REVISION NUMBER:**

THIS IS TO CERTIFY THAT THE POLICIES OF INSURANCE LISTED BELOW HAVE BEEN ISSUED TO THE INSURED NAMED ABOVE FOR THE POLICY PERIOD INDICATED. NOTWITHSTANDING ANY REQUIREMENT, TERM OR CONDITION OF ANY CONTRACT OR OTHER DOCUMENT WITH RESPECT TO WHICH THIS CERTIFICATE MAY BE ISSUED OR MAY PERTAIN, THE INSURANCE AFFORDED BY THE POLICIES DESCRIBED HEREIN IS SUBJECT TO ALL THE TERMS, EXCLUSIONS AND CONDITIONS OF SUCH POLICIES. LIMITS SHOWN MAY HAVE BEEN REDUCED BY PAID CLAIMS.

INSR LTR	TYPE OF INSURANCE	ADDL INSD	SUBR WVD	POLICY NUMBER	POLICY EFF (MM/DD/YYYY)	POLICY EXP (MM/DD/YYYY)	LIMITS
A	COMMERCIAL GENERAL LIABILITY <input type="checkbox"/> CLAIMS-MADE <input checked="" type="checkbox"/> OCCUR <input checked="" type="checkbox"/> Owners, Landlord and GEN'L AGGREGATE LIMIT APPLIES PER: <input checked="" type="checkbox"/> POLICY <input type="checkbox"/> PRO-JECT <input type="checkbox"/> LOC OTHER:			OCP122116	12/21/2016	12/21/2017	EACH OCCURRENCE \$ 2,000,000 DAMAGE TO RENTED PREMISES (Ea occurrence) \$ MED EXP (Any one person) \$ PERSONAL & ADV INJURY \$ GENERAL AGGREGATE \$ 3,000,000 PRODUCTS - COMP/OP AGG \$ OTHER \$
	AUTOMOBILE LIABILITY <input type="checkbox"/> ANY AUTO <input type="checkbox"/> ALL OWNED AUTOS <input type="checkbox"/> HIRED AUTOS <input type="checkbox"/> SCHEDULED AUTOS <input type="checkbox"/> NON-OWNED AUTOS						COMBINED SINGLE LIMIT (Ea accident) \$ BODILY INJURY (Per person) \$ BODILY INJURY (Per accident) \$ PROPERTY DAMAGE (Per accident) \$ OTHER \$
	UMBRELLA LIAB <input type="checkbox"/> OCCUR EXCESS LIAB <input type="checkbox"/> CLAIMS-MADE DED <input type="checkbox"/> RETENTION \$						EACH OCCURRENCE \$ AGGREGATE \$ OTHER \$
	WORKERS COMPENSATION AND EMPLOYERS' LIABILITY ANY PROPRIETOR/PARTNER/EXECUTIVE OFFICER/MEMBER EXCLUDED? (Mandatory in NH) if yes, describe under DESCRIPTION OF OPERATIONS below			N/A			<input type="checkbox"/> PER STATUTE <input type="checkbox"/> OTHER E.L. EACH ACCIDENT \$ E.L. DISEASE - EA EMPLOYEE \$ E.L. DISEASE - POLICY LIMIT \$

DESCRIPTION OF OPERATIONS / LOCATIONS / VEHICLES (ACORD 101, Additional Remarks Schedule, may be attached if more space is required)
 Salem to Manchester #A004(375), 14633D - Exit 4 Interchange, Northbound and Southbound Mainline and NH 102 approach work

CERTIFICATE HOLDER**CANCELLATION**

State of NH Dept of Transportation PO Box 483 Concord, NH 03302-0483	SHOULD ANY OF THE ABOVE DESCRIBED POLICIES BE CANCELLED BEFORE THE EXPIRATION DATE THEREOF, NOTICE WILL BE DELIVERED IN ACCORDANCE WITH THE POLICY PROVISIONS. AUTHORIZED REPRESENTATIVE C Holman, CPCU, CIC/C <i>Christine Holman</i>
---	--

© 1988-2014 ACORD CORPORATION. All rights reserved.