



THE STATE OF NEW HAMPSHIRE  
DEPARTMENT OF TRANSPORTATION



95  
Beaube

CHRISTOPHER D. CLEMENT, SR.  
COMMISSIONER

JEFF BRILLHART, P.E.  
ASSISTANT COMMISSIONER

Bureau of Construction  
November 4, 2013

Her Excellency, Governor Margaret Wood Hassan  
and the Honorable Council  
State House  
Concord, New Hampshire 03301

**REQUESTED ACTION**

1. Authorize the Department of Transportation to enter into a contract with Weaver Brothers Construction Co., Inc. (Vendor 154074) of Bow, NH on the basis of a low bid of \$32,237,736.54 for roadway rehabilitation and widening on I-93 northbound mainline through the Exit 3 area in the towns of Windham and Salem, from the date of Governor and Council approval through October 28, 2016 unless extended by the Department in accordance with the Standard Specifications. 100% Federal Funds.

Funding is available as follows from FY 2014 and contingent upon the availability and continued appropriation of funds in the fiscal 2016 budget.

	<u>FY 2014</u>	<u>FY 2016</u>
04-96-96-963515-1843 Garvee I-93 Construction Project 400-500870 Highway Contract Payments	\$26,487,384.00	
04-96-96-963515-3054 Consolidated Federal Aid 400-500870 Highway Contract Payments		\$5,750,352.54

2. Further authorize that a contingency in the amount of \$967,132.10 be approved for payment of latent conditions, which may appear during the construction of the project. The contingency requested is 3% of the contract amount.

Funding is contingent upon the availability and continued appropriation of funds in the fiscal 2016 budget.

	<u>FY 2016</u>
04-96-96-963515-3054 Garvee I-93 Construction Project 400-500870 Highway Contract Payments	\$967,132.10

**EXPLANATION**

These improvements are part of the overall I-93 expansion project, Salem-Manchester 10418C. This project involves the construction of 2.2 miles of I-93 mainline and another 2.75 miles of pavement, final overlay work, beginning near the Exit 2 NB on ramp and transitioning to the existing NB layout, north of Exit 3 near the Weight Station facility. This project also completes the relocation of NH 111, NH111A, and the NB half of the Exit 3 interchange. The project also includes removal of the existing NB barrel pavement, construction of noise abatement wall, and several major water quality detention basins and gravel wetlands. This is the fifth and final project required to complete improvements at Exit 3.

This contract has the concurrence of the Federal Highway Administration.

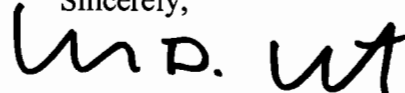
The contingency amount is proposed to be 3% to account for unanticipated costs related to stormwater management (water quality measures), and coordination efforts with the concurrent 13933E (Exit 2) and 13933I (SB Mainline/NH 111) Contracts. This amount is based upon prior experience with previous contracts associated with the I-93 improvements.

This project is funded with GARVEE BOND proceeds. This project funding is 80% federal funds with 20% state match. Turnpike toll credit is being utilized for match requirements, effectively using 100% federal funds.

The Contractor has been prequalified by this Department. The Contract has been approved by the Attorney General as to form and execution, and the Department has certified that the necessary funds are available. Copies of the fully executed contract are on file at the Secretary of State's Office and the Department of Administrative Service's Office, and subsequent to Governor and Council approval will be on file at the Department of Transportation.

A copy of the Tabulation of Bids received for this project is attached along with the Contract Supplemental Sheet and a map indicating the location of the project.

Sincerely,



Christopher D. Clement, Sr.  
Commissioner

CDC/md

Department Estimate: \$35,857,183.08  
Contract Amount: \$32,237,736.54  
Under Estimate: \$ 3,619,446.54

Attachments

August 13, 2013

## SUPPLEMENTAL PROJECT INFORMATION SHEET

**DESCRIPTION:** This project involves the construction of 11,500 lf of I-93 NB mainline and another 14,500 lf of pavement work (final overlay), beginning near the Exit 2 NB On Ramp (matching into the previous 13933E Exit 2 contract) and transitioning to the existing NB facility layout at the North Lowell Road Bridge crossing, north of NH 111 and the Weigh Station facility. It also includes the relocated Exist 3 NB Off Ramp construction, the reconstruction of the Exist 3 NB On Ramp, and signalization of the new NB ramps intersection with NH 111 (final condition). This project also involves the reconstruction of 3,750 lf of NH 111 and the relocation/reconstruction of 3,600 lf of NH 111A. This project also constructs a connector to existing NH 111A (Range Rd.) near the existing I-93 NB crossing of NH 111A. A West Shore Road approach connection to the Range Rd. connector is also included in the work. Pavement work is included for the remainder (1,850 lf) of Range Road, extending to the existing NH 111 intersection. The existing traffic signal at the Range Road and NH 111 intersection will be removed. The project also includes the removal of pavement along the existing (abandoned) NB barrel (approximately 2,000 lf). A sound abatement wall (approximately 1,200 lf in length) will be constructed along the northbound barrel, adjacent to South Shore Road. The project includes construction of water quality measures to include seven (7) wet extended detention basins and two (2) gravel wetlands. ITS conduit, and associated elements are also included to support the future corridor infrastructure needs.

**FEDERAL FUNDING:** 100% Federal Funds; Construction costs funded with GARVEE BOND proceeds. Debt service paid with Federal funds at 80% reimbursement rate and 20% State match using Turnpike Toll Credits.

**CONTINGENCY:** The contingency amount is proposed to be 3% to account for unanticipated costs related to stormwater management (water quality measures), and coordination efforts with the concurrent 13933E (Exit 2) and 13933I (SB Mainline/NH 111) Contracts. This amount is based upon prior experience with previous contracts associated with the I-93 improvements.

**PROJECT INITIATED:** Ten-Year Transportation Improvement Plan

**PROJECT EXPLANATION:** These improvements are part of the overall I-93 expansion project, Salem-Manchester 10418-C, and will improve safety and capacity along I-93 in the vicinity of the Exit 3 interchange. Completion of this project will open the new NB facility to traffic. This project also completes the relocation of NH 111, NH 111A, and the NB half of the Exit 3 interchange. (This is the fifth and final project required to complete the I-93 infrastructure improvements at Exit 3 (excluding the upcoming Park and Ride facility project).)

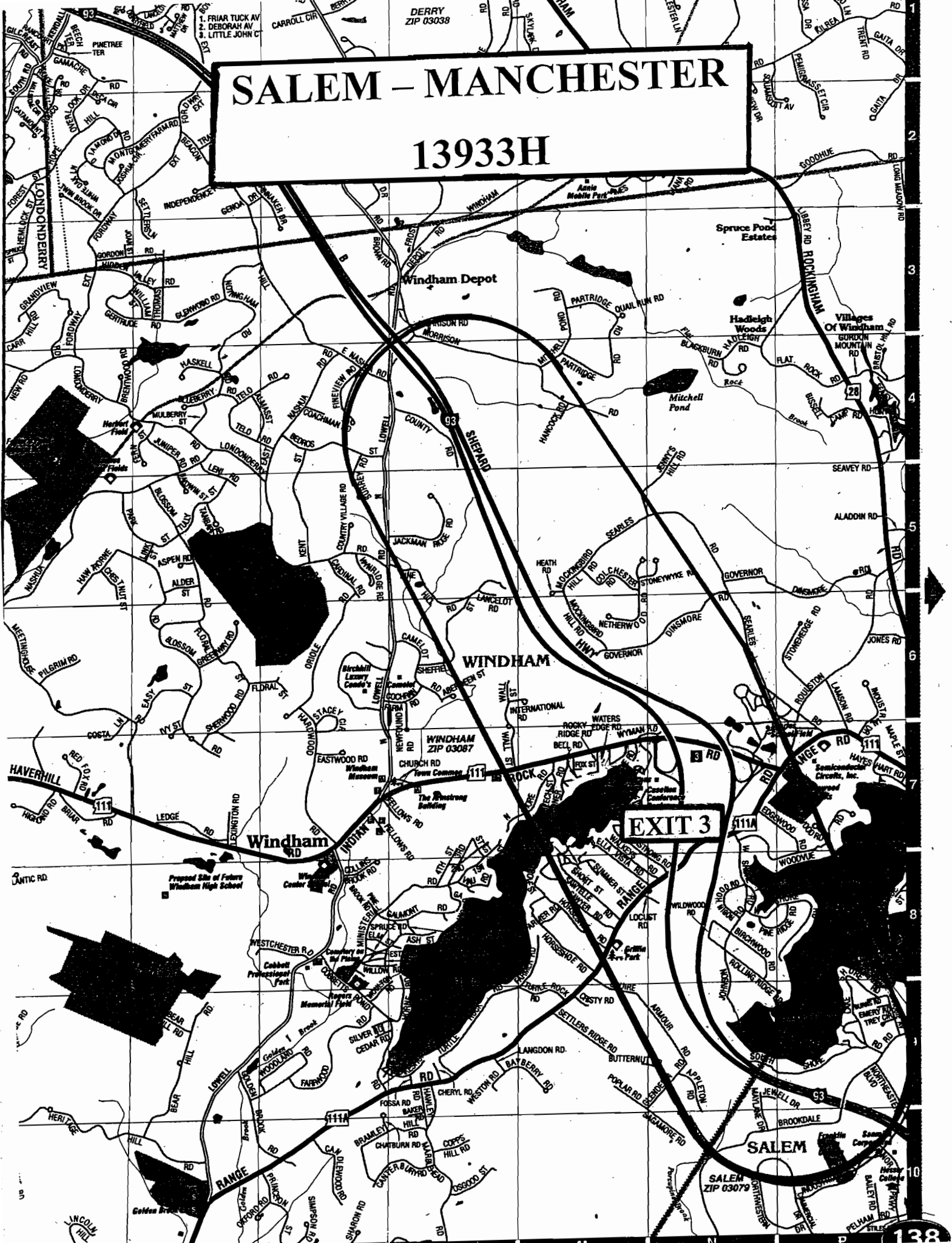
**TRAFFIC IMPLICATIONS:** Work involved with the I-93 NB mainline is generally on-line, using phased construction techniques. I-93 NB traffic will initially remain on the existing NB facility until such time as the north and south tie-ins, and the new NB ramps are constructed (also contingent upon the previous 13933I contract SB mainline traffic shift). Two travel lanes (NB) on I-93 will be maintained at all times. Rolling roadblocks will be allowed on I-93 during non-peak hours, during certain work operations, using Uniformed Officers with Vehicles, with approval of the Contract Administrator. Nighttime lane closures will also be allowed (on I-93 and NH 111) for certain construction activities, as approved, and specified in the TCP. The existing NB ramps, NH 111, and NH 111A traffic will be affected during construction due to the tie-in locations and the construction of minor traffic diversions necessary to maintain traffic. Alternating one-way traffic will be allowed on Range Road (existing NH 111A), and West Shore Road, as directed by the Contract Administrator, with the use of flaggers and/or Uniformed Officers with Vehicle. Smart Work Zones are in place along the corridor, to include the proposed work area for this project.

**INTERIM COMPLETION DATE:**   **October 30, 2015**           **I-93 NB Mainline complete, open to traffic**

**FINAL COMPLETION DATE:**       **October 28, 2016**

# SALEM - MANCHESTER

## 13933H



DERRY  
ZIP 03038

WINDHAM

WINDHAM  
ZIP 03087

EXIT 3

Windham

SALEM

SALEM  
ZIP 03079

## State of New Hampshire Department of Transportation

<b>Project:</b>	SALEM TO MANCHESTER BI-A000(128) 13933H	
<b>County and Code:</b>	ROCKINGHAM COUNTY 015	
<b>Date Bids Open:</b>	October 10, 2013	
<b>Scope of Work:</b>	ROADWAY REHABILITATION	
<b>Location:</b>	I-93 NB NEAR THE EXIT 2 NB ON RAMP	
<b>Completion Date:</b>	October 28, 2016	
<b>A</b>	WEAVER BROS CONST CO INC 741 ROUTE 3A BOW NH 03304	\$32,237,736.54
<b>B</b>	R. S. AUDLEY, INC. 609 ROUTE 3A, BOW, NH 03304	\$34,724,679.05
<b>C</b>	MIDDLESEX CORPORATION ONE SPECTACLE POND ROAD, LITTLETON, MA 01460	\$35,567,443.66
<b>D</b>	ALVIN J. COLEMAN & SON, INC. 9 NH ROUTE 113 CONWAY, NH 03818	\$36,850,440.06

Item No:	Description	Unit	Quantity	A		B		C	
				Unit Price	Total	Unit Price	Total	Unit Price	Total
201.1	CLEARING AND GRUBBING (F)	A	42.76	\$3,900.00	\$166,764.00	\$6,000.00	\$256,560.00	\$5,000.00	\$213,800.00
201.6	CLEARING FOR FENCE LINES (F)	A	1.45	\$3,000.00	\$4,350.00	\$2,100.00	\$3,045.00	\$11,000.00	\$15,950.00
201.881	INVASIVE SPECIES CONTROL TYPE I	SY	6,300.00	\$1.00	\$6,300.00	\$1.50	\$9,450.00	\$0.50	\$3,150.00
201.882	INVASIVE SPECIES CONTROL TYPE II	SY	2,300.00	\$1.00	\$2,300.00	\$2.00	\$4,600.00	\$0.75	\$1,725.00
202.31	FILL ABANDONED PIPE	CY	780.00	\$145.00	\$113,100.00	\$155.00	\$120,900.00	\$155.00	\$120,900.00
202.32	FILL AND ABANDON STRUCTUR	CY	350.00	\$125.00	\$43,750.00	\$130.00	\$45,500.00	\$125.00	\$43,750.00
202.41	REMOVAL OF EXISTING PIPE 0-24" DIAMETER	LF	9,900.00	\$8.00	\$79,200.00	\$12.00	\$118,800.00	\$8.50	\$84,150.00
202.42	REMOVAL OF EXISTING PIPE OVER 24" DIAMETER	LF	200.00	\$19.25	\$3,850.00	\$14.00	\$2,800.00	\$15.00	\$3,000.00
202.5	REMOVAL OF CATCH BASINS, DROP INLETS, AND MANHOLES	EA	70.00	\$125.00	\$8,750.00	\$250.00	\$17,500.00	\$300.00	\$21,000.00
202.7	REMOVAL OF GUARDRAIL	LF	17,600.00	\$0.90	\$15,840.00	\$1.00	\$17,600.00	\$2.00	\$35,200.00
203.1	COMMON EXCAVATION	CY	420,000.00	\$4.65	\$1,953,000.00	\$4.50	\$1,890,000.00	\$4.55	\$1,911,000.00
203.2	ROCK EXCAVATION	CY	302,000.00	\$10.00	\$3,020,000.00	\$11.00	\$3,322,000.00	\$7.50	\$2,265,000.00
203.52	IMPERVIOUS MATERIAL (F)	CY	14,772.00	\$10.45	\$154,367.40	\$11.00	\$162,492.00	\$18.00	\$265,896.00
203.5525	PORTABLE CHANGEABLE MESSAGE SIGN PLATFORM	U	9.00	\$945.00	\$8,505.00	\$900.00	\$8,100.00	\$800.00	\$7,200.00
203.55549	GUARDRAIL 50' EAGRT OFFSET PLATFORM	U	17.00	\$925.00	\$15,725.00	\$1,100.00	\$18,700.00	\$1,000.00	\$17,000.00
203.55559	GUARDRAIL 25' EAGRT OFFSET PLATFORM	U	1.00	\$700.00	\$700.00	\$1,000.00	\$1,000.00	\$800.00	\$800.00
203.6	EMBANKMENT-IN-PLACE (F)	CY	300,521.00	\$3.30	\$991,719.30	\$4.50	\$1,352,344.50	\$3.20	\$961,667.20
203.62	EMBANKMENT IN-PLACE, REPLACEMENT MATERIAL	CY	4,800.00	\$3.65	\$17,520.00	\$4.50	\$21,600.00	\$17.00	\$81,600.00
203.81	PRESPLITTING HOLES	LF	25,400.00	\$9.40	\$238,760.00	\$8.50	\$215,900.00	\$5.75	\$146,050.00
203.82	EXTRA DRILLED HOLES WITHOUT EXPLOSIVES	LF	6,000.00	\$2.00	\$12,000.00	\$3.00	\$18,000.00	\$2.80	\$16,800.00

Item No:	Description	Unit	A			B			C		
			Quantity	Unit Price	Total	Unit Price	Total	Unit Price	Total		
203.91	ROCK SCALING- HAND METHOD	HR	60.00	\$178.50	\$10,710.00	\$40.00	\$2,400.00	\$235.00	\$14,100.00		
203.93	HYDROGEOLOGIST	U	1.00	\$9,185.00	\$9,185.00	\$20,000.00	\$20,000.00	\$30,000.00	\$30,000.00		
203.94	BASELINE WATER SAMPLING	EA	648.00	\$190.00	\$123,120.00	\$65.00	\$42,120.00	\$65.00	\$42,120.00		
203.95	EXTENDED WATER SAMPLING	EA	54.00	\$785.00	\$42,390.00	\$700.00	\$37,800.00	\$750.00	\$40,500.00		
206.1	COMMON STRUCTURE EXCAVATION	CY	7,000.00	\$15.35	\$107,450.00	\$12.00	\$84,000.00	\$8.00	\$56,000.00		
206.19	COMMON STRUCTURE EXCAVATION	CY	300.00	\$60.00	\$18,000.00	\$50.00	\$15,000.00	\$165.00	\$49,500.00		
	EXPLORATORY										
206.2	ROCK STRUCTURE EXCAVATION	CY	17,500.00	\$21.15	\$370,125.00	\$35.00	\$612,500.00	\$53.00	\$927,500.00		
209.1	GRANULAR BACKFILL	CY	4,900.00	\$20.00	\$98,000.00	\$23.00	\$112,700.00	\$15.00	\$73,500.00		
214	FINE GRADING	U	1.00	\$165,000.00	\$165,000.00	\$230,000.00	\$230,000.00	\$420,000.00	\$420,000.00		
214.3	FINE GRADING EARTH BERMS IN ROCKCUTS	LF	1,760.00	\$8.50	\$14,960.00	\$9.00	\$15,840.00	\$15.00	\$26,400.00		
224.1	HORIZONTAL DRAINS IN ROCK	LF	4,000.00	\$3.65	\$14,600.00	\$3.00	\$12,000.00	\$3.75	\$15,000.00		
225.2	PRESTRESSED ROCK BOLTS	LF	400.00	\$160.00	\$64,000.00	\$4.00	\$1,600.00	\$50.00	\$20,000.00		
225.3	ROCK DOWELS (UNTENSIONED ROCK BOLT)	LF	400.00	\$135.00	\$54,000.00	\$4.00	\$1,600.00	\$50.00	\$20,000.00		
304.1	SAND (F)	CY	91,670.00	\$14.25	\$1,306,297.50	\$15.50	\$1,420,885.00	\$16.00	\$1,466,720.00		
304.32	CRUSHED GRAVEL FOR SHOULDER LEVELING	TON	686.00	\$25.00	\$17,150.00	\$20.00	\$13,720.00	\$25.00	\$17,150.00		
304.35	CRUSHED GRAVEL FOR DRIVES	CY	270.00	\$20.00	\$5,400.00	\$26.00	\$7,020.00	\$40.00	\$10,800.00		
304.4	CRUSHED STONE (FINE GRADATION) (F)	CY	45,868.00	\$14.35	\$658,205.80	\$15.00	\$688,020.00	\$17.00	\$779,756.00		
304.41	CRUSHED STONE (FINE) GRADATION FOR SHIM	CY	2,800.00	\$14.35	\$40,180.00	\$27.00	\$75,600.00	\$34.00	\$95,200.00		
304.5	CRUSHED STONE (COARSE) GRADATION) (F)	CY	26,223.00	\$14.35	\$376,300.05	\$15.00	\$393,345.00	\$16.50	\$432,679.50		

Item No:	Description	Unit	Quantity	A		B		C	
				Unit Price	Total	Unit Price	Total	Unit Price	Total
315.5	CRUSHED STONE (ENERGY ABSORBING MATERIAL)	CY	1,130.00	\$17.65	\$19,944.50	\$30.00	\$33,900.00	\$18.00	\$20,340.00
403.11	HOT BITUMINOUS PAVEMENT, MACHINE METHOD	TON	2,870.00	\$65.30	\$187,411.00	\$64.00	\$183,680.00	\$67.00	\$192,290.00
403.11001	HOT BITUMINOUS PAVEMENT, MACHINE METHOD (QC/QA TIER 1)	TON	71,000.00	\$57.65	\$4,093,150.00	\$56.00	\$3,976,000.00	\$57.00	\$4,047,000.00
403.11002	HOT BITUMINOUS PAVEMENT, MACHINE METHOD (QC/QA TIER 2)	TON	5,000.00	\$62.00	\$310,000.00	\$57.50	\$287,500.00	\$62.00	\$310,000.00
403.1109	HOT BITUMINOUS PAVEMENT, MACHINE METHOD, HIGH STRENGTH	TON	3,840.00	\$76.00	\$291,840.00	\$70.00	\$268,800.00	\$77.00	\$295,680.00
403.12	HOT BITUMINOUS PAVEMENT, HAND METHOD	TON	950.00	\$107.10	\$101,745.00	\$105.00	\$99,750.00	\$108.00	\$102,600.00
403.4	MATERIAL TRANSFER VEHICLE (MTV)	TON	80,000.00	\$1.27	\$101,600.00	\$1.00	\$80,000.00	\$1.30	\$104,000.00
403.6	PAVEMENT JOINT ADHESIVE	LF	397,400.00	\$0.25	\$99,350.00	\$0.20	\$79,480.00	\$0.25	\$99,350.00
403.98	HOT BITUMINOUS CONCRETE LEVELING, MACHINE METHOD	TON	230.00	\$76.00	\$17,480.00	\$69.00	\$15,870.00	\$87.00	\$20,010.00
403.99	TEMPORARY BITUMINOUS PAVEMENT	TON	7,750.00	\$63.25	\$490,187.50	\$65.00	\$503,750.00	\$59.00	\$457,250.00
415.8	GLASS FIBER PAVEMENT REINFORCEMENT MESH	SY	5,200.00	\$15.30	\$79,560.00	\$10.00	\$52,000.00	\$12.00	\$62,400.00
417	COLD PLANING BITUMINOUS SURFACES	SY	46,170.00	\$1.53	\$70,640.10	\$1.50	\$69,255.00	\$2.00	\$92,340.00
417.416	RUMBLE STRIPS, 16" WIDE	LF	49,400.00	\$0.22	\$10,868.00	\$0.25	\$12,350.00	\$0.75	\$37,050.00
417.53	REMOVE AND INLAY EXISTING RUMBLE STRIPS	LF	1,400.00	\$2.04	\$2,856.00	\$2.00	\$2,800.00	\$2.50	\$3,500.00
502.101	REMOVAL OF EXISTING BRIDGE STRUCTURE	U	1.00	\$110,000.00	\$110,000.00	\$67,500.00	\$67,500.00	\$350,000.00	\$350,000.00
502.102	REMOVAL OF EXISTING BRIDGE STRUCTURE	U	1.00	\$77,400.00	\$77,400.00	\$75,000.00	\$75,000.00	\$350,000.00	\$350,000.00



Item No.	Description	A			B			C		
		Unit	Quantity	Unit Price	Total	Unit Price	Total	Unit Price	Total	
503.101	WATER DIVERSION STRUCTURE	U	1.00	\$1,500.00	\$1,500.00	\$2,000.00	\$2,000.00	\$23,000.00	\$23,000.00	
503.102	WATER DIVERSION STRUCTURE	U	1.00	\$5,000.00	\$5,000.00	\$1,200.00	\$1,200.00	\$23,000.00	\$23,000.00	
503.103	WATER DIVERSION STRUCTURE	U	1.00	\$6,720.00	\$6,720.00	\$800.00	\$800.00	\$10,000.00	\$10,000.00	
503.104	WATER DIVERSION STRUCTURE	U	1.00	\$16,115.00	\$16,115.00	\$900.00	\$900.00	\$8,500.00	\$8,500.00	
503.105	WATER DIVERSION STRUCTURE	U	1.00	\$5,100.00	\$5,100.00	\$1,100.00	\$1,100.00	\$5,000.00	\$5,000.00	
503.111	WATER DIVERSION STRUCTURE	U	1.00	\$3,500.00	\$3,500.00	\$1,100.00	\$1,100.00	\$7,500.00	\$7,500.00	
503.112	WATER DIVERSION STRUCTURE	U	1.00	\$9,700.00	\$9,700.00	\$1,500.00	\$1,500.00	\$11,800.00	\$11,800.00	
503.113	WATER DIVERSION STRUCTURE	U	1.00	\$6,900.00	\$6,900.00	\$2,000.00	\$2,000.00	\$19,000.00	\$19,000.00	
503.114	WATER DIVERSION STRUCTURE	U	1.00	\$1,000.00	\$1,000.00	\$2,000.00	\$2,000.00	\$5,000.00	\$5,000.00	
503.115	WATER DIVERSION STRUCTURE	U	1.00	\$1,700.00	\$1,700.00	\$900.00	\$900.00	\$5,000.00	\$5,000.00	
503.116	WATER DIVERSION STRUCTURE	U	1.00	\$3,225.00	\$3,225.00	\$900.00	\$900.00	\$4,000.00	\$4,000.00	
503.117	WATER DIVERSION STRUCTURE	U	1.00	\$2,000.00	\$2,000.00	\$850.00	\$850.00	\$9,000.00	\$9,000.00	
503.118	WATER DIVERSION STRUCTURE	U	1.00	\$2,600.00	\$2,600.00	\$500.00	\$500.00	\$6,500.00	\$6,500.00	
503.201	COFFERDAMS	U	1.00	\$16,000.00	\$16,000.00	\$500.00	\$500.00	\$4,500.00	\$4,500.00	
503.202	COFFERDAMS	U	1.00	\$50,000.00	\$50,000.00	\$5,500.00	\$5,500.00	\$55,000.00	\$55,000.00	
503.203	COFFERDAMS	U	1.00	\$66,700.00	\$66,700.00	\$5,500.00	\$5,500.00	\$63,000.00	\$63,000.00	
506.4	STEEL SHEETING FOR ENVIRONMENTAL PROTECTION	SY	660.00	\$100.00	\$66,000.00	\$140.00	\$92,400.00	\$110.00	\$72,600.00	
508	STRUCTURAL FILL	CY	60.00	\$30.00	\$1,800.00	\$40.00	\$2,400.00	\$30.00	\$1,800.00	

Item No:	Description	Unit	Quantity	A		B		C	
				Unit Price	Total	Unit Price	Total	Unit Price	Total
509.1	MOBILIZATION AND DEMOBIL OF DRILLED SHAFT DRILLING EQUIPMENT	U	1.00	\$12,750.00	\$12,750.00	\$10,000.00	\$10,000.00	\$8,000.00	\$8,000.00
509.2	DRILLED SHAFT	LF	841.00	\$189.00	\$158,949.00	\$225.00	\$189,225.00	\$195.00	\$163,995.00
520.0001	PRECAST CONCRETE BOX CULVERT (CONCRETE CLASS AAA)	U	1.00	\$62,150.00	\$62,150.00	\$50,000.00	\$50,000.00	\$53,000.00	\$53,000.00
520.1	CONCRETE CLASS A	CY	150.00	\$900.00	\$135,000.00	\$950.00	\$142,500.00	\$800.00	\$120,000.00
520.2	CONCRETE CLASS B	CY	160.00	\$360.00	\$57,600.00	\$350.00	\$56,000.00	\$300.00	\$48,000.00
544.1	REINFORCING STEEL (ROADWAY)	LB	8,000.00	\$1.80	\$14,400.00	\$5.00	\$40,000.00	\$1.25	\$10,000.00
585.2	STONE FILL, CLASS B	CY	5,000.00	\$15.75	\$78,750.00	\$17.00	\$85,000.00	\$23.00	\$115,000.00
585.3	STONE FILL, CLASS C	CY	5,200.00	\$22.00	\$114,400.00	\$18.00	\$93,600.00	\$22.00	\$114,400.00
585.4	STONE FILL, CLASS D	CY	180.00	\$25.00	\$4,500.00	\$17.50	\$3,150.00	\$28.00	\$5,040.00
585.5	STONE FILL, CLASS E	CY	1,500.00	\$17.25	\$25,875.00	\$33.00	\$49,500.00	\$19.00	\$28,500.00
585.7	STONE FILL, CLASS G	CY	185.00	\$25.05	\$4,634.25	\$33.50	\$6,197.50	\$27.00	\$4,995.00
593.231	GEOTEXTILE; SEPARATION CL. 3, NON-WOVEN	SY	9,200.00	\$2.00	\$18,400.00	\$3.50	\$32,200.00	\$2.50	\$23,000.00
593.411	GEOTEXTILE; PERM. CONTROL CL. 1, NON-WOVEN	SY	27,500.00	\$2.00	\$55,000.00	\$3.50	\$96,250.00	\$3.00	\$82,500.00
593.521	PVC GEOMEMBRANE LINER (40 MIL)	SY	5,200.00	\$2.00	\$10,400.00	\$8.00	\$41,600.00	\$13.00	\$67,600.00
594.2	WOOD PANEL SOUND ABATEMENT WALL	SF	16,528.00	\$20.40	\$337,171.20	\$19.00	\$314,032.00	\$23.00	\$380,144.00
602.32412	CURED-IN-PLACE LINER FOR 24" RCP	LF	380.00	\$125.00	\$47,500.00	\$125.00	\$47,500.00	\$250.00	\$95,000.00
602.33012	CURED-IN-PLACE LINER FOR 30" RCP	LF	270.00	\$184.25	\$49,747.50	\$140.00	\$37,800.00	\$290.00	\$78,300.00
602.34812	CURED-IN-PLACE LINER FOR 48" RCP	LF	300.00	\$322.60	\$96,780.00	\$240.00	\$72,000.00	\$460.00	\$138,000.00
603.0001	VIDEO INSPECTION	LF	30,800.00	\$0.70	\$21,560.00	\$0.65	\$20,020.00	\$0.85	\$26,180.00
603.00212	12" R.C. PIPE, 2000D	LF	200.00	\$50.85	\$10,170.00	\$47.00	\$9,400.00	\$50.00	\$10,000.00
603.00215	15" R.C. PIPE, 2000D	LF	3,200.00	\$36.00	\$115,200.00	\$48.00	\$153,600.00	\$39.00	\$124,800.00

Item No:	Description	Unit	A			B			C		
			Quantity	Unit Price	Total	Unit Price	Total	Unit Price	Total		
603.00218	18" R.C. PIPE, 2000D	LF	1,000.00	\$47.75	\$47,750.00	\$54.00	\$54,000.00	\$44.00	\$44,000.00		
603.00224	24" R.C. PIPE, 2000D	LF	2,000.00	\$62.75	\$125,500.00	\$60.00	\$120,000.00	\$53.00	\$106,000.00		
603.00230	30" R.C. PIPE, 2000D	LF	260.00	\$73.45	\$19,097.00	\$76.00	\$19,760.00	\$79.00	\$20,540.00		
603.00236	36" R.C. PIPE, 2000D	LF	140.00	\$88.70	\$12,418.00	\$90.00	\$12,600.00	\$89.00	\$12,460.00		
603.00315	15" R.C. PIPE, 3000D	LF	100.00	\$41.50	\$4,150.00	\$60.00	\$6,000.00	\$54.00	\$5,400.00		
603.00318	18" R.C. PIPE, 3000D	LF	120.00	\$60.25	\$7,230.00	\$65.00	\$7,800.00	\$39.00	\$4,680.00		
603.00324	24" R.C. PIPE, 3000D	LF	1,040.00	\$107.00	\$111,280.00	\$73.00	\$75,920.00	\$59.00	\$61,360.00		
603.00330	30" R.C. PIPE, 3000D	LF	200.00	\$121.00	\$24,200.00	\$92.00	\$18,400.00	\$84.00	\$16,800.00		
603.00436	36" R.C. PIPE, 3750D	LF	30.00	\$175.00	\$5,250.00	\$160.00	\$4,800.00	\$200.00	\$6,000.00		
603.00448	48" R.C. PIPE, 3750D	LF	70.00	\$141.00	\$9,870.00	\$200.00	\$14,000.00	\$180.00	\$12,600.00		
603.30115	15" R.C. END SECTIONS	EA	5.00	\$625.00	\$3,125.00	\$575.00	\$2,875.00	\$750.00	\$3,750.00		
603.30118	18" R.C. END SECTIONS	EA	3.00	\$675.00	\$2,025.00	\$625.00	\$1,875.00	\$850.00	\$2,550.00		
603.30124	24" R.C. END SECTIONS	EA	5.00	\$825.00	\$4,125.00	\$700.00	\$3,500.00	\$950.00	\$4,750.00		
603.30136	36" R.C. END SECTIONS	EA	3.00	\$1,400.00	\$4,200.00	\$1,100.00	\$3,300.00	\$1,300.00	\$3,900.00		
603.36112	12" ALUMINIZED STEEL END SECTION	EA	7.00	\$155.00	\$1,085.00	\$280.00	\$1,960.00	\$330.00	\$2,310.00		
603.36115	15" ALUMINIZED STEEL END SECTION	EA	8.00	\$205.00	\$1,640.00	\$300.00	\$2,400.00	\$350.00	\$2,800.00		
603.36118	18" ALUMINIZED STEEL END SECTION	EA	15.00	\$250.00	\$3,750.00	\$360.00	\$5,400.00	\$400.00	\$6,000.00		
603.36124	24" ALUMINIZED STEEL END SECTION	EA	9.00	\$345.00	\$3,105.00	\$410.00	\$3,690.00	\$500.00	\$4,500.00		
603.36136	36" ALUMINIZED STEEL END SECTION	EA	1.00	\$930.00	\$930.00	\$800.00	\$800.00	\$900.00	\$900.00		
603.40012	12" PIPE FOR SLOPE DRAIN.	LF	300.00	\$25.00	\$7,500.00	\$47.00	\$14,100.00	\$37.00	\$11,100.00		
603.40015	15" PIPE FOR SLOPE DRAIN.	LF	120.00	\$35.00	\$4,200.00	\$48.00	\$5,760.00	\$30.00	\$3,600.00		
603.40018	18" PIPE FOR SLOPE DRAIN.	LF	35.00	\$42.55	\$1,489.25	\$60.00	\$2,100.00	\$38.00	\$1,330.00		
603.40024	24" PIPE FOR SLOPE DRAIN.	LF	140.00	\$45.00	\$6,300.00	\$66.00	\$9,240.00	\$42.00	\$5,880.00		
603.82212	12" PE PIPE (TYPE S)	LF	220.00	\$34.10	\$7,502.00	\$35.00	\$7,700.00	\$40.00	\$8,800.00		

Item No:	Description	Unit	Quantity	A		B		C	
				Unit Price	Total	Unit Price	Total	Unit Price	Total
603.82215	15" PE PIPE (TYPE S)	LF	14,200.00	\$26.95	\$382,690.00	\$36.00	\$511,200.00	\$25.00	\$355,000.00
603.82218	18" PE PIPE (TYPE S)	LF	2,500.00	\$29.00	\$72,500.00	\$44.00	\$110,000.00	\$31.00	\$77,500.00
603.82224	24" PE PIPE (TYPE S)	LF	5,900.00	\$39.55	\$233,345.00	\$48.00	\$283,200.00	\$39.00	\$230,100.00
603.82230	30" PE PIPE (TYPE S)	LF	900.00	\$56.15	\$50,535.00	\$62.00	\$55,800.00	\$51.00	\$45,900.00
604.0007	POLYETHYLENE LINER	EA	145.00	\$135.00	\$19,575.00	\$220.00	\$31,900.00	\$220.00	\$31,900.00
604.12	CATCH BASINS TYPE B	U	93.00	\$1,925.00	\$179,025.00	\$1,900.00	\$176,700.00	\$1,900.00	\$176,700.00
604.125	CATCH BASINS TYPE B, 5-FOOT DIAMETER	U	27.00	\$2,450.00	\$66,150.00	\$2,800.00	\$75,600.00	\$2,500.00	\$67,500.00
604.126	CATCH BASINS TYPE B, 6-FOOT DIAMETER	U	8.00	\$2,800.00	\$22,400.00	\$3,300.00	\$26,400.00	\$2,500.00	\$20,000.00
604.128	CATCH BASINS TYPE B, 8-FOOT DIAMETER	U	3.00	\$5,850.00	\$17,550.00	\$6,500.00	\$19,500.00	\$4,900.00	\$14,700.00
604.13	CATCH BASINS TYPE C	U	7.00	\$1,800.00	\$12,600.00	\$2,000.00	\$14,000.00	\$1,900.00	\$13,300.00
604.15	CATCH BASINS TYPE E	U	80.00	\$2,075.00	\$166,000.00	\$2,000.00	\$160,000.00	\$2,300.00	\$184,000.00
604.155	CATCH BASINS TYPE E, 5-FOOT DIAMETER	U	17.00	\$2,795.00	\$47,515.00	\$3,000.00	\$51,000.00	\$2,700.00	\$45,900.00
604.156	CATCH BASINS TYPE E, 6-FOOT DIAMETER	U	8.00	\$3,425.00	\$27,400.00	\$3,500.00	\$28,000.00	\$2,900.00	\$23,200.00
604.158	CATCH BASINS TYPE E, 8-FOOT DIAMETER	U	1.00	\$6,300.00	\$6,300.00	\$7,000.00	\$7,000.00	\$5,700.00	\$5,700.00
604.16	CATCH BASINS TYPE F	U	32.00	\$1,985.00	\$63,520.00	\$2,100.00	\$67,200.00	\$1,900.00	\$60,800.00
604.165	CATCH BASINS TYPE F, 5-FOOT DIAMETER	U	2.00	\$2,840.00	\$5,680.00	\$3,000.00	\$6,000.00	\$2,000.00	\$4,000.00
604.22	DROP INLETS TYPE B	U	21.00	\$1,240.00	\$26,040.00	\$1,700.00	\$35,700.00	\$2,100.00	\$44,100.00
604.32	DRAINAGE MANHOLES	U	25.00	\$1,910.00	\$47,750.00	\$2,100.00	\$52,500.00	\$2,500.00	\$62,500.00
604.325	DRAINAGE MANHOLES, 5-FOOT DIAMETER	U	6.00	\$2,485.00	\$14,910.00	\$3,000.00	\$18,000.00	\$2,800.00	\$16,800.00
604.326	DRAINAGE MANHOLES, 6-FOOT	U	1.00	\$3,045.00	\$3,045.00	\$3,400.00	\$3,400.00	\$4,600.00	\$4,600.00
604.328	DRAINAGE MANHOLES, 8-FOOT DIAMETER	U	1.00	\$6,225.00	\$6,225.00	\$7,000.00	\$7,000.00	\$8,400.00	\$8,400.00
604.4	RECONSTRUCTING/ADJUST ING CATCH BASIN & DROP INLET	LF	130.00	\$350.00	\$45,500.00	\$385.00	\$50,050.00	\$575.00	\$74,750.00

Item No:	Description	Unit	Quantity	A		B		C	
				Unit Price	Total	Unit Price	Total	Unit Price	Total
604.52	RECONSTRUCTING/ADJUSTING DRAINAGE MANHOLES	LF	3.00	\$300.00	\$900.00	\$385.00	\$1,155.00	\$800.00	\$2,400.00
604.62	DRAINAGE MANHOLE COVERS AND FRAMES	EA	2.00	\$500.00	\$1,000.00	\$550.00	\$1,100.00	\$600.00	\$1,200.00
604.75	GRATES & FRAMES, TYPE E	EA	2.00	\$650.00	\$1,300.00	\$585.00	\$1,170.00	\$800.00	\$1,600.00
604.91089	MODIFY EXISTING OUTLET CONTROL STRUCTURE	U	1.00	\$2,000.00	\$2,000.00	\$2,000.00	\$2,000.00	\$7,000.00	\$7,000.00
604.9109	OUTLET CONTROL STRUCTURE	U	1.00	\$3,690.00	\$3,690.00	\$2,800.00	\$2,800.00	\$10,000.00	\$10,000.00
604.9114	OUTLET CONTROL STRUCTURE, 5' X 5' WITH 36" X 36" SLUICE GATE	U	1.00	\$11,535.00	\$11,535.00	\$7,700.00	\$7,700.00	\$19,000.00	\$19,000.00
604.9116	OUTLET CONTROL STRUCTURE 4'X4' W/18"X18" SLUICE GATE	U	1.00	\$9,150.00	\$9,150.00	\$5,800.00	\$5,800.00	\$10,000.00	\$10,000.00
604.9119	OUTLET CONTROL STRUCTURE, 5' X 5'	U	1.00	\$7,485.00	\$7,485.00	\$5,500.00	\$5,500.00	\$10,500.00	\$10,500.00
604.9123	OUTLET CONTROL STRUCTURE, 4'X4' W/24"X24" SLUICE GATE	U	1.00	\$10,885.00	\$10,885.00	\$8,900.00	\$8,900.00	\$15,000.00	\$15,000.00
604.9125	OUTLET CONTROL STRUCTURE, 6' X 6', WITH 30" X 30" SLUICE GATE	U	1.00	\$12,755.00	\$12,755.00	\$10,000.00	\$10,000.00	\$28,000.00	\$28,000.00
604.9129	OUTLET CONTROL STRUCTURE 4'X8' W/18"X18" SLUICE GATE	U	1.00	\$13,125.00	\$13,125.00	\$10,000.00	\$10,000.00	\$21,000.00	\$21,000.00
604.9130	OUTLET CONTROL STRUCTURE, 4' DIAMETER	U	1.00	\$2,750.00	\$2,750.00	\$2,500.00	\$2,500.00	\$10,000.00	\$10,000.00
604.9131	OUTLET CONTROL STRUCTURE, 4' DIAMETER	U	1.00	\$2,675.00	\$2,675.00	\$2,500.00	\$2,500.00	\$8,000.00	\$8,000.00
604.9132	OUTLET CONTROL STRUCTURE, 4' DIAMETER	U	1.00	\$2,800.00	\$2,800.00	\$2,500.00	\$2,500.00	\$8,200.00	\$8,200.00
604.9133	OUTLET CONTROL STRUCTURE, 4' DIAMETER	U	1.00	\$2,670.00	\$2,670.00	\$2,400.00	\$2,400.00	\$9,300.00	\$9,300.00
604.921	LEACHING CHAMBER TYPE 1	U	2.00	\$2,700.00	\$5,400.00	\$1,500.00	\$3,000.00	\$2,100.00	\$4,200.00

Item No:	Description	Unit	A			B			C		
			Quantity	Unit Price	Total	Unit Price	Total	Unit Price	Total		
604.9219	LEACHING CHAMBER, TYPE 1, DEPARTMENT SUPPLIED	U	6.00	\$1,400.00	\$8,400.00	\$1,100.00	\$6,600.00	\$1,000.00	\$6,000.00		
604.922	LEACHING CHAMBER TYPE 2	U	2.00	\$2,600.00	\$5,200.00	\$1,500.00	\$3,000.00	\$2,100.00	\$4,200.00		
604.9229	LEACHING CHAMBER TYPE 2, DEPARTMENT SUPPLIED	U	5.00	\$1,400.00	\$7,000.00	\$1,100.00	\$5,500.00	\$1,100.00	\$5,500.00		
605.506	6" PERF. CORR. POLYETHYL PIPE UND.	LF	32,000.00	\$16.50	\$528,000.00	\$16.00	\$512,000.00	\$14.25	\$456,000.00		
605.79	UNDERDRAIN FLUSHING BASINS	EA	58.00	\$250.00	\$14,500.00	\$350.00	\$20,300.00	\$400.00	\$23,200.00		
605.82251	24" AGGRE. UND. TYPE 2 WITH 6" P.C. POLY PIPE	LF	16,900.00	\$21.50	\$363,350.00	\$29.00	\$490,100.00	\$20.00	\$338,000.00		
606.1254	BAM GUARDRAIL (TERM. UNI TYPE EAGRT 50 FT) (STEEL POST)	U	17.00	\$1,875.00	\$31,875.00	\$1,800.00	\$30,600.00	\$2,300.00	\$39,100.00		
606.1255	BAM GUARDRAIL (TERM. UNI TYPE EAGRT 25 FT) (STEEL POST)	U	1.00	\$1,600.00	\$1,600.00	\$1,600.00	\$1,600.00	\$2,000.00	\$2,000.00		
606.1442	BAM GUARDRAIL (THRIE BEAM) INCLUDING TRAN. SECTION	LF	6.25	\$40.00	\$250.00	\$40.00	\$250.00	\$60.00	\$375.00		
606.147	BAM GUARDRAIL (TERMINAL UNIT TYPE G-2)	U	14.00	\$485.00	\$6,790.00	\$450.00	\$6,300.00	\$500.00	\$7,000.00		
606.18001	31" W-BEAM GUARDRAIL WITH 8" OFFSET BLOCK (STEEL POSTS)	LF	13,700.00	\$14.50	\$198,650.00	\$13.50	\$184,950.00	\$18.00	\$246,600.00		
606.417	PORTABLE CONCRETE BARRIER FOR TRAFFIC CONTROL	LF	22,300.00	\$31.00	\$691,300.00	\$18.00	\$401,400.00	\$25.00	\$557,500.00		
606.91	RESETTING OR SETTING GUARDRAIL	LF	2,900.00	\$9.50	\$27,550.00	\$10.00	\$29,000.00	\$10.50	\$30,450.00		
606.913	RESETTING GUARDRAIL, RAIL ONLY	LF	12,450.00	\$4.17	\$51,916.50	\$4.25	\$52,912.50	\$3.25	\$40,462.50		
606.93	TEMPORARY BEAM GUARDRAIL	LF	270.00	\$11.50	\$3,105.00	\$12.00	\$3,240.00	\$22.00	\$5,940.00		

Item No:	Description	A			B			C		
		Unit	Quantity	Unit Price	Total	Unit Price	Total	Unit Price	Total	
606.9522	TEMP. IMPACT ATTENUATION DEVICE (NON-REDIRECTIVE) TEST LEVEL 2	U	4.00	\$3,675.00	\$14,700.00	\$3,750.00	\$15,000.00	\$6,000.00	\$24,000.00	
606.9523	TEMP. IMPACT ATTENUATION DEVICE (NON-REDIRECTIVE), TEST LEVEL 3	U	7.00	\$6,615.00	\$46,305.00	\$5,200.00	\$36,400.00	\$9,500.00	\$66,500.00	
607.146	WOVEN WIRE FENCE 4'-6" HIGH	LF	21,700.00	\$5.25	\$113,925.00	\$5.25	\$113,925.00	\$6.50	\$141,050.00	
607.250	CHAIN LINK FENCE WITH ALUMINUM COATED STEEL FABRIC, 5' HIGH	LF	2,150.00	\$13.00	\$27,950.00	\$12.00	\$25,800.00	\$16.00	\$34,400.00	
607.260	CHAIN LINK FENCE WITH ALUMINUM COATED STEEL FABRIC, 6 FEET	LF	1,400.00	\$16.00	\$22,400.00	\$15.00	\$21,000.00	\$18.00	\$25,200.00	
607.4146	POST ASSEMBLIES FOR WOVEN WIRE FENCE, 4'-6" HIGH	EA	80.00	\$165.00	\$13,200.00	\$155.00	\$12,400.00	\$170.00	\$13,600.00	
607.4250	POST ASSEMBLIES FOR CHAIN LINK FENCE, 5' HIGH	EA	17.00	\$140.00	\$2,380.00	\$146.00	\$2,482.00	\$150.00	\$2,550.00	
607.4260	POST ASSEMBLIES FOR CHAIN LINK FENCE, 6' HIGH	EA	22.00	\$145.00	\$3,190.00	\$148.00	\$3,256.00	\$160.00	\$3,520.00	
607.73518	18 FT. OPENING DBL. GATE CHAIN LINK / VINYL-CTD STEEL FABRIC, 5' HIGH	EA	4.00	\$1,750.00	\$7,000.00	\$1,750.00	\$7,000.00	\$1,800.00	\$7,200.00	
607.73618	18' OPENING DOUBLE GATE, CHAIN LINK VINYL COATED STEEL FABRIC, 6' HIGH	U	2.00	\$1,840.00	\$3,680.00	\$1,800.00	\$3,600.00	\$1,900.00	\$3,800.00	
608.12	2" BITUMINOUS SIDEWALK (F)	SY	1,351.00	\$13.25	\$17,900.75	\$13.00	\$17,563.00	\$14.00	\$18,914.00	
608.24	4" CONCRETE SIDEWALK (F)	SY	142.00	\$34.00	\$4,828.00	\$34.00	\$4,828.00	\$42.00	\$5,964.00	
608.26	6" CONCRETE SIDEWALK (F)	SY	673.00	\$37.00	\$24,901.00	\$36.00	\$24,228.00	\$46.00	\$30,958.00	
608.28	8" CONCRETE SIDEWALK (F)	SY	328.00	\$40.00	\$13,120.00	\$40.00	\$13,120.00	\$50.00	\$16,400.00	

Item No:	Description	Unit	Quantity	A		B		C	
				Unit Price	Total	Unit Price	Total	Unit Price	Total
608.54	DETECTABLE WARNING DEVICES, CAST IRON	SY	16.00	\$350.00	\$5,600.00	\$300.00	\$4,800.00	\$350.00	\$5,600.00
609.01	STRAIGHT GRANITE CURB	LF	4,300.00	\$19.00	\$81,700.00	\$16.00	\$68,800.00	\$20.00	\$86,000.00
609.02	CURVED GRANITE CURB	LF	60.00	\$30.00	\$1,800.00	\$25.00	\$1,500.00	\$30.00	\$1,800.00
609.214	STRAIGHT GRANITE SLOPE CURB, 4" HIGH	LF	110.00	\$16.00	\$1,760.00	\$13.00	\$1,430.00	\$16.50	\$1,815.00
609.216	STRAIGHT GRANITE SLOPE CURB 6" HIGH	LF	8,740.00	\$18.00	\$157,320.00	\$14.00	\$122,360.00	\$19.00	\$166,060.00
609.224	STRAIGHT GRANITE SLOPE CURB WITH RADIAL JOINTS, 4" HIGH	LF	10.00	\$16.35	\$163.50	\$13.00	\$130.00	\$20.00	\$200.00
609.226	STRAIGHT GRANITE SLOPE CURB WITH RADIAL JOINTS, 6" HIGH	LF	340.00	\$18.70	\$6,358.00	\$14.00	\$4,760.00	\$20.00	\$6,800.00
609.23	CURVED GRANITE SLOPE CURB	LF	10.00	\$64.00	\$640.00	\$64.00	\$640.00	\$80.00	\$800.00
609.5	RESET GRANITE CURB	LF	9,793.00	\$7.50	\$73,447.50	\$5.00	\$48,965.00	\$12.00	\$117,516.00
609.811	BITUMINOUS CURB, TYPE B (4" REVEAL)	LF	7,800.00	\$3.57	\$27,846.00	\$3.50	\$27,300.00	\$4.00	\$31,200.00
611.05208	8" CEMENT LINED DUCTILE IRON WATER PIPE, CL 52	LF	735.00	\$75.00	\$55,125.00	\$60.00	\$44,100.00	\$90.00	\$66,150.00
611.5202	2" CURB STOP VALVE	EA	4.00	\$600.00	\$2,400.00	\$650.00	\$2,600.00	\$900.00	\$3,600.00
611.6002	2" HDPE WATER PIPE	LF	1,850.00	\$30.00	\$55,500.00	\$40.00	\$74,000.00	\$12.50	\$23,125.00
611.70002	2" FITTINGS	EA	15.00	\$245.00	\$3,675.00	\$200.00	\$3,000.00	\$400.00	\$6,000.00
611.70008	8" FITTING	EA	6.00	\$400.00	\$2,400.00	\$600.00	\$3,600.00	\$1,200.00	\$7,200.00
611.74	CHLORINE INJECTION TAP	EA	3.00	\$800.00	\$2,400.00	\$650.00	\$1,950.00	\$2,000.00	\$6,000.00
611.90001	ADJUSTING WATER GATES AND SHUTOFFS SET BY OTHERS	EA	6.00	\$135.00	\$810.00	\$150.00	\$900.00	\$300.00	\$1,800.00
611.951	WATER MAIN INSULATION	SY	20.00	\$16.15	\$323.00	\$19.00	\$380.00	\$20.00	\$400.00
611.99	TEMPORARY WATER SERVICE AND APPURTENANCES	U	1.00	\$20,000.00	\$20,000.00	\$17,000.00	\$17,000.00	\$28,000.00	\$28,000.00
614.321	2" STEEL CONDUIT	LF	32.00	\$10.00	\$320.00	\$13.00	\$416.00	\$15.00	\$480.00
614.331	3" STEEL CONDUIT	LF	800.00	\$15.00	\$12,000.00	\$15.00	\$12,000.00	\$18.00	\$14,400.00



Item No:	Description	Unit	Quantity	A		B		C	
				Unit Price	Total	Unit Price	Total	Unit Price	Total
614.511	CONCRETE PULL BOX 14"	EA	20.00	\$300.00	\$6,000.00	\$325.00	\$6,500.00	\$340.00	\$6,800.00
614.512	CONCRETE PULL BOX 18"	EA	17.00	\$550.00	\$9,350.00	\$425.00	\$7,225.00	\$440.00	\$7,480.00
614.5183	30 INCH CONCRETE FIBER OPTIC MANHOLE	EA	3.00	\$1,800.00	\$5,400.00	\$2,400.00	\$7,200.00	\$2,300.00	\$6,900.00
614.523	MOLDED PULL BOX 17"X30"	EA	39.00	\$295.00	\$11,505.00	\$390.00	\$15,210.00	\$400.00	\$15,600.00
614.72114	2" PVC CONDUIT, SCHEDULE 40	LF	70.00	\$10.00	\$700.00	\$5.25	\$367.50	\$7.00	\$490.00
614.73114	3" PVC CONDUIT, SCHEDULE 40	LF	7,200.00	\$7.00	\$50,400.00	\$6.00	\$43,200.00	\$7.00	\$50,400.00
614.73118	3" PVC CONDUIT, SCHEDULE 80	LF	1,800.00	\$12.00	\$21,600.00	\$12.00	\$21,600.00	\$11.00	\$19,800.00
614.73214	3" 2-DUCT PVC CONDUIT, SCHEDULE 40	LF	105.00	\$10.00	\$1,050.00	\$13.00	\$1,365.00	\$14.00	\$1,470.00
614.73218	3" 2-DUCT PVC CONDUIT SCHEDULE 80	LF	130.00	\$15.00	\$1,950.00	\$20.00	\$2,600.00	\$22.00	\$2,860.00
614.74221	4" 2-DUCT HDPE CONDUIT, SDR 13.5	LF	2,750.00	\$17.50	\$48,125.00	\$28.00	\$77,000.00	\$28.00	\$77,000.00
615.012	TRAFFIC SIGN TYPE A, BREAKAWAY MOUNTS (F)	SF	729.00	\$61.50	\$44,833.50	\$65.00	\$47,385.00	\$100.00	\$72,900.00
615.013	REMOVING TRAFFIC SIGN TYPE A	U	8.00	\$450.00	\$3,600.00	\$400.00	\$3,200.00	\$800.00	\$6,400.00
615.014	RELOCATING TRAFFIC SIGN, TYPE A	U	2.00	\$5,000.00	\$10,000.00	\$4,750.00	\$9,500.00	\$4,500.00	\$9,000.00
615.02	TRAFFIC SIGN TYPE B (F)	SF	217.00	\$40.00	\$8,680.00	\$45.00	\$9,765.00	\$40.00	\$8,680.00
615.022	TRAFFIC SIGN TYPE B, BREAKAWAY MOUNTS (F)	SF	116.00	\$95.00	\$11,020.00	\$100.00	\$11,600.00	\$125.00	\$14,500.00
615.03	TRAFFIC SIGN TYPE C (F)	SF	435.25	\$40.00	\$17,410.00	\$45.00	\$19,586.25	\$98.00	\$42,654.50
615.032	TRAFFIC SIGN TYPE C, BREAKAWAY MOUNTS (F)	SF	185.00	\$145.00	\$26,825.00	\$100.00	\$18,500.00	\$280.00	\$51,800.00
615.04	TRAFFIC SIGN TYPE AA (F)	SF	1,002.00	\$17.00	\$17,034.00	\$18.00	\$18,036.00	\$20.00	\$20,040.00
615.045	TRAFFIC SIGN TYPE AA, ON EXISTING FACILITIES	SF	994.50	\$18.00	\$17,901.00	\$18.00	\$17,901.00	\$20.00	\$19,890.00
615.06	TRAFFIC SIGN TYPE CC (F)	SF	198.53	\$10.00	\$1,985.30	\$10.00	\$1,985.30	\$12.00	\$2,382.36
615.10001	FULL TRAFFIC SIGN STRUCTURE	U	1.00	\$50,000.00	\$50,000.00	\$45,000.00	\$45,000.00	\$47,000.00	\$47,000.00

Item No:	Description	Unit	Quantity	A		B		C	
				Unit Price	Total	Unit Price	Total	Unit Price	Total
615.10002	FULL TRAFFIC SIGN STRUCTURE	U	1.00	\$82,500.00	\$82,500.00	\$75,000.00	\$75,000.00	\$73,000.00	\$73,000.00
615.20001	CANTILEVER TRAFFIC SIGN STRUCTURE	U	1.00	\$32,500.00	\$32,500.00	\$30,000.00	\$30,000.00	\$35,000.00	\$35,000.00
615.20591	RETROFIT EXISTING OVERHEAD SIGN STRUCTURE	U	1.00	\$18,275.00	\$18,275.00	\$17,075.00	\$17,075.00	\$16,500.00	\$16,500.00
616.101	TRAFFIC SIGNALS	U	1.00	\$100,450.00	\$100,450.00	\$95,000.00	\$95,000.00	\$110,000.00	\$110,000.00
616.102	TRAFFIC SIGNALS	U	1.00	\$99,750.00	\$99,750.00	\$95,000.00	\$95,000.00	\$115,000.00	\$115,000.00
616.141	COMPUTER EQUIPMENT AND SOFTWARE	U	1.00	\$11,500.00	\$11,500.00	\$10,000.00	\$10,000.00	\$10,000.00	\$10,000.00
616.151	TRAFFIC SIGNAL (FIBER OPTIC)	U	1.00	\$15,000.00	\$15,000.00	\$45,000.00	\$45,000.00	\$52,000.00	\$52,000.00
616.161	TRAFFIC SIGNALS (TEMP.)	U	1.00	\$22,000.00	\$22,000.00	\$20,000.00	\$20,000.00	\$19,000.00	\$19,000.00
616.162	TRAFFIC SIGNALS (TEMP.)	U	1.00	\$8,000.00	\$8,000.00	\$6,250.00	\$6,250.00	\$8,000.00	\$8,000.00
616.191	ALTERATIONS TO TRAFFIC SIGNALS	U	1.00	\$24,850.00	\$24,850.00	\$14,000.00	\$14,000.00	\$16,000.00	\$16,000.00
618.61	UNIFORMED OFFICERS WITH VEHICLE	\$	600,000.00	\$1.00	\$600,000.00	\$1.00	\$600,000.00	\$1.00	\$600,000.00
618.7	FLAGGERS	HR	2,016.00	\$22.75	\$45,864.00	\$18.00	\$36,288.00	\$20.00	\$40,320.00
619.1	MAINTENANCE OF TRAFFIC	U	1.00	\$249,000.00	\$249,000.00	\$100,000.00	\$100,000.00	\$330,000.00	\$330,000.00
619.25	PORTABLE CHANGEABLE MESSAGE SIGN	U	5.00	\$16,500.00	\$82,500.00	\$16,000.00	\$80,000.00	\$16,000.00	\$80,000.00
619.253	PORTABLE CHANGEABLE MESSAGE SIGN (UNIT WEEK)	UWK	32.00	\$150.00	\$4,800.00	\$315.00	\$10,080.00	\$160.00	\$5,120.00
619.27	TRAILER-MOUNTED SPEED LIMIT SIGN	U	1.00	\$7,500.00	\$7,500.00	\$12,000.00	\$12,000.00	\$6,500.00	\$6,500.00
619.63	TRUCK-MOUNTED IMPACT ATTENUATOR, TEST LEVEL 3	U	1.00	\$10,000.00	\$10,000.00	\$15,000.00	\$15,000.00	\$70,000.00	\$70,000.00
621.2	RETROREFLECTIVE BEAM GUARDRAIL DELINEATOR	EA	200.00	\$4.00	\$800.00	\$5.00	\$1,000.00	\$4.50	\$900.00
621.31	SINGLE DELINEATOR WITH POST	EA	800.00	\$30.00	\$24,000.00	\$28.00	\$22,400.00	\$40.00	\$32,000.00

Item No:	Description	Unit	Quantity	A		B		C	
				Unit Price	Total	Unit Price	Total	Unit Price	Total
621.32	DOUBLE DELINEATOR WITH POST	EA	100.00	\$32.00	\$3,200.00	\$30.00	\$3,000.00	\$40.00	\$4,000.00
621.61	FIBER OPTIC DELINEATOR	EA	14.00	\$100.00	\$1,400.00	\$110.00	\$1,540.00	\$150.00	\$2,100.00
622.1	STEEL WITNESS MARKERS	EA	190.00	\$25.00	\$4,750.00	\$25.00	\$4,750.00	\$35.00	\$6,650.00
622.2	CONCRETE BOUNDS	EA	50.00	\$265.00	\$13,250.00	\$255.00	\$12,750.00	\$260.00	\$13,000.00
622.4	STONE BOUNDS	EA	4.00	\$265.00	\$1,060.00	\$255.00	\$1,020.00	\$280.00	\$1,120.00
622.52	RESETTING BOUNDS	EA	1.00	\$270.00	\$270.00	\$300.00	\$300.00	\$300.00	\$300.00
625.2	CONCRETE LIGHT POLE BASES, TYPE B	EA	8.00	\$800.00	\$6,400.00	\$725.00	\$5,800.00	\$900.00	\$7,200.00
625.52	LIGHT POLE	U	6.00	\$1,750.00	\$10,500.00	\$1,800.00	\$10,800.00	\$2,000.00	\$12,000.00
625.62	RESET LIGHT POLE	U	1.00	\$1,000.00	\$1,000.00	\$640.00	\$640.00	\$700.00	\$700.00
626.122	TRANSFORMER PAD, (SINGLE PHASE)	U	1.00	\$3,000.00	\$3,000.00	\$2,750.00	\$2,750.00	\$3,200.00	\$3,200.00
628.1	SAVED CONCRETE PAVEMENT	LF	470.00	\$4.00	\$1,880.00	\$3.50	\$1,645.00	\$9.00	\$4,230.00
628.2	SAVED BITUMINOUS PAVEMENT	LF	17,500.00	\$2.00	\$35,000.00	\$0.75	\$13,125.00	\$1.20	\$21,000.00
632.0104	RETROREFLECTIVE PAINT PAVE. MARKING, 4" LINE	LF	104,300.00	\$0.10	\$10,430.00	\$0.10	\$10,430.00	\$0.12	\$12,516.00
632.0106	RETROREFLECTIVE PAINT PAVE. MARKING, 6" LINE	LF	393,100.00	\$0.13	\$51,103.00	\$0.12	\$47,172.00	\$0.16	\$62,896.00
632.0112	RETROREFLECTIVE PAINT PAVE. MARKING, 12" LINE	LF	23,700.00	\$0.55	\$13,035.00	\$0.40	\$9,480.00	\$0.58	\$13,746.00
632.0118	RETROREFLECTIVE PAINT PAVE. MARKING, 18" LINE	LF	520.00	\$1.05	\$546.00	\$1.25	\$650.00	\$1.20	\$624.00
632.3104	RETROREFLECT. THERMOPLAS. PAVE. MARKING, 4" LINE	LF	5,500.00	\$0.42	\$2,310.00	\$0.75	\$4,125.00	\$0.50	\$2,750.00
632.3106	RETROREFLECT. THERMOPLAS. PAVE. MARKING, 6" LINE	LF	3,400.00	\$0.63	\$2,142.00	\$0.85	\$2,890.00	\$0.70	\$2,380.00
632.3108	RETROREFLECT. THERMOPLAS. PAVE. MARKING, 8" LINE	LF	2,000.00	\$0.84	\$1,680.00	\$1.00	\$2,000.00	\$0.90	\$1,800.00

Item No:	Description	Unit	Quantity	A		B		C	
				Unit Price	Total	Unit Price	Total	Unit Price	Total
632.3112	RETROREFLECT. THERMOPLAS. PAVE. MARKING, 12" LINE	LF	7,100.00	\$1.45	\$10,295.00	\$1.50	\$10,650.00	\$1.50	\$10,650.00
632.3118	RETROREFLECT. THERMOPLAS. PAVE. MARKING, 18" LINE	LF	450.00	\$2.25	\$1,012.50	\$2.50	\$1,125.00	\$2.30	\$1,035.00
632.32	RETROREFLECT. THERMOPLAS. PAVEMENT MARKING, SYMBOL OR WORD	SF	1,980.00	\$4.65	\$9,207.00	\$0.90	\$1,782.00	\$4.70	\$9,306.00
632.911	OBLITERATE PAVE. MARKING LINE, 12" WIDE & UNDER	LF	110,000.00	\$0.34	\$37,400.00	\$0.30	\$33,000.00	\$0.40	\$44,000.00
632.912	OBLITERATE PAVE. MARKING LINE, OVER 12" WIDE	LF	340.00	\$0.90	\$306.00	\$4.00	\$1,360.00	\$2.00	\$680.00
641	LOAM	CY	1,180.00	\$17.20	\$20,296.00	\$24.00	\$28,320.00	\$34.00	\$40,120.00
644.62	WET BASIN/MEADOW SEED TYPE 62	LB	95.00	\$219.00	\$20,805.00	\$200.00	\$19,000.00	\$190.00	\$18,050.00
644.82	SALT-TOLERANT GRASS SEED, TYPE 82	LB	10.00	\$0.82	\$8.20	\$40.00	\$400.00	\$65.00	\$650.00
645.0001	EROSION CONTROL TURBIDITY BARRIER	LF	1,000.00	\$10.00	\$10,000.00	\$16.00	\$16,000.00	\$19.00	\$19,000.00
645.113	HYDRAULIC MULCH	LB	8,000.00	\$0.82	\$6,560.00	\$2.00	\$16,000.00	\$1.00	\$8,000.00
645.119	MULCH WITH TACKIFIERS	A	51.58	\$918.00	\$47,350.44	\$900.00	\$46,422.00	\$1,020.00	\$52,611.60
645.3	EROSION STONE	TON	15,000.00	\$20.00	\$300,000.00	\$21.00	\$315,000.00	\$17.00	\$255,000.00
645.44	TEMPORARY SLOPE STABILIZATION TYPE D (WILDLIFE FRIENDLY)	SY	115,100.00	\$1.87	\$215,237.00	\$1.50	\$172,650.00	\$1.60	\$184,160.00
645.46	PERMANENT CHANNEL STABILIZATION TYPE B	SY	17,700.00	\$3.30	\$58,410.00	\$3.50	\$61,950.00	\$4.75	\$84,075.00
645.48	EROSION CONTROL MIX	CY	2,500.00	\$20.00	\$50,000.00	\$16.00	\$40,000.00	\$10.00	\$25,000.00
645.481	WOOD CHIPS FOR TEMPORARY EROSION CONTROL	CY	1,000.00	\$20.00	\$20,000.00	\$23.00	\$23,000.00	\$10.00	\$10,000.00

Item No:	Description	A			B			C		
		Unit	Quantity	Unit Price	Total	Unit Price	Total	Unit Price	Total	
645.482	STUMP GRINDINGS FOR TEMPORARY EROSION CONTROL	CY	7,000.00	\$20.00	\$140,000.00	\$13.00	\$91,000.00	\$33.00	\$231,000.00	
645.51	HAY BALES FOR TEMPORARY EROSION CONTROL	EA	500.00	\$8.00	\$4,000.00	\$8.00	\$4,000.00	\$9.50	\$4,750.00	
645.512	COMPOST SOCK FOR PERIMETER BERM	LF	5,000.00	\$3.50	\$17,500.00	\$4.50	\$22,500.00	\$5.50	\$27,500.00	
645.52	RYEGRASS FOR TEMPORARY EROSION CONTROL	LB	4,000.00	\$2.04	\$8,160.00	\$1.85	\$7,400.00	\$2.00	\$8,000.00	
645.531	SILT FENCE	LF	30,500.00	\$2.00	\$61,000.00	\$2.50	\$76,250.00	\$2.20	\$67,100.00	
645.611	BONDED FIBER MATRIX	LB	27,600.00	\$1.17	\$32,292.00	\$1.20	\$33,120.00	\$1.40	\$38,640.00	
645.612	FIBER REINFORCED MATRIX	LB	15,000.00	\$1.33	\$19,950.00	\$1.35	\$20,250.00	\$1.75	\$26,250.00	
645.613	STABILIZED MULCH MATRIX	LB	30,000.00	\$1.07	\$32,100.00	\$1.05	\$31,500.00	\$1.20	\$36,000.00	
645.7	STORM WATER POLLUTION PREVENTION PLAN	U	1.00	\$36,750.00	\$36,750.00	\$40,000.00	\$40,000.00	\$45,000.00	\$45,000.00	
645.71	MONITORING SWPPP AND EROSION AND SEDIMENT CONTROLS	HR	4,000.00	\$51.50	\$206,000.00	\$40.00	\$160,000.00	\$47.50	\$190,000.00	
645.81	STORMWATER REMOVAL TRUCKING	HR	50.00	\$100.00	\$5,000.00	\$100.00	\$5,000.00	\$110.00	\$5,500.00	
645.8103	EROSION CONTROL - PUMP (300 GAL/MIN DISCHARGE CAPACITY)	UWK	125.00	\$1,000.00	\$125,000.00	\$500.00	\$62,500.00	\$1,100.00	\$137,500.00	
645.8105	EROSION CONTROL - PUMP (500 GAL/MIN DISCHARGE CAPACITY)	UWK	125.00	\$1,000.00	\$125,000.00	\$1,000.00	\$125,000.00	\$1,100.00	\$137,500.00	
645.8110	EROSION CONTROL - PUMP (1000 GAL/MIN DISCHARGE CAPACITY)	UWK	125.00	\$1,500.00	\$187,500.00	\$1,600.00	\$200,000.00	\$1,100.00	\$137,500.00	
645.8203	EROSION CONTROL - PUMP (300 GAL/MIN. DISCHARGE CAPACITY)	U	1.00	\$40,000.00	\$40,000.00	\$28,000.00	\$28,000.00	\$165,000.00	\$165,000.00	
645.8205	EROSION CONTROL - PUMP (500 GAL/MIN. DISCHARGE CAPACITY)	U	1.00	\$40,000.00	\$40,000.00	\$63,000.00	\$63,000.00	\$165,000.00	\$165,000.00	

Item No:	Description	Unit	Quantity	A		B		C	
				Unit Price	Total	Unit Price	Total	Unit Price	Total
645.8210	EROSION CONTROL - PUMP (1000 GAL/MIN. DISCHARGE CAPACITY)	U	3.00	\$100,000.00	\$300,000.00	\$115,000.00	\$345,000.00	\$170,000.00	\$510,000.00
645.85	FLOCCULANT TREATMENT SYSTEM (FTS)	MON	36.00	\$10,000.00	\$360,000.00	\$12,000.00	\$432,000.00	\$2,900.00	\$104,400.00
645.851	WATER QUALITY MONITORING FOR CONSTRUCTION STORMWATER	HR	500.00	\$68.00	\$34,000.00	\$65.00	\$32,500.00	\$61.00	\$30,500.00
645.852	FLOCCULANT TREATMENT SYSTEM OPERATION	HR	1,000.00	\$50.00	\$50,000.00	\$85.00	\$85,000.00	\$560.00	\$560,000.00
646.2	TURF ESTABLISHMENT WITHOUT MULCH	A	80.00	\$1,400.00	\$112,000.00	\$1,150.00	\$92,000.00	\$1,300.00	\$104,000.00
647.1	HUMUS	CY	34,700.00	\$11.35	\$393,845.00	\$19.00	\$659,300.00	\$12.00	\$416,400.00
647.22	HUMUS, INTERMIXED, 2" DEE	CY	30.00	\$20.00	\$600.00	\$24.00	\$720.00	\$18.00	\$540.00
647.29	WETLAND HUMUS	CY	5,950.00	\$15.00	\$89,250.00	\$20.00	\$119,000.00	\$27.00	\$160,650.00
650.2	LANDSCAPING	U	1.00	\$117,500.00	\$117,500.00	\$120,000.00	\$120,000.00	\$130,000.00	\$130,000.00
659.401	LANDSCAPE ESTABLISHMENT CREW (4 MEN- 8 HR DAY)	DAY	30.00	\$1,225.00	\$36,750.00	\$1,200.00	\$36,000.00	\$1,000.00	\$30,000.00
662.281	DECOMMISSION DRILLED WELL	LF	800.00	\$13.65	\$10,920.00	\$10.00	\$8,000.00	\$60.00	\$48,000.00
670.02	SEDIMENT SUMP MEASURING BLOCK	EA	8.00	\$230.00	\$1,840.00	\$600.00	\$4,800.00	\$600.00	\$4,800.00
670.04501	CONSTRUCT AND REMOVE DIVERSION	U	1.00	\$5,000.00	\$5,000.00	\$8,500.00	\$8,500.00	\$25,000.00	\$25,000.00
670.04502	CONSTRUCT AND REMOVE DIVERSION	U	1.00	\$52,000.00	\$52,000.00	\$65,000.00	\$65,000.00	\$250,000.00	\$250,000.00
670.04503	CONSTRUCT AND REMOVE DIVERSION	U	1.00	\$5,000.00	\$5,000.00	\$9,000.00	\$9,000.00	\$26,000.00	\$26,000.00
670.04504	CONSTRUCT AND REMOVE DIVERSION	U	1.00	\$7,400.00	\$7,400.00	\$9,500.00	\$9,500.00	\$26,000.00	\$26,000.00
670.04601	CONSTRUCT AND REMOVE TEMPORARY WIDENING	U	1.00	\$7,385.00	\$7,385.00	\$12,500.00	\$12,500.00	\$26,000.00	\$26,000.00
670.04602	CONSTRUCT AND REMOVE TEMPORARY WIDENING	U	1.00	\$69,000.00	\$69,000.00	\$90,000.00	\$90,000.00	\$86,000.00	\$86,000.00

Item No:	Description	Unit	Quantity	A		B		C	
				Unit Price	Total	Unit Price	Total	Unit Price	Total
670.066	MAILBOX SUPPORT ASSEMBLIES	EA	2.00	\$150.00	\$300.00	\$175.00	\$350.00	\$700.00	\$1,400.00
670.101	TEMPORARY LIGHTING	U	2.00	\$2,000.00	\$4,000.00	\$3,450.00	\$6,900.00	\$3,420.00	\$6,840.00
670.104	TEMPORARY PORTABLE LIGHTING	U	10.00	\$15,000.00	\$150,000.00	\$11,000.00	\$110,000.00	\$27,424.75	\$274,247.50
670.813	CONSTRUCT ACCESS DRIVE CONNECTION AND ASSOCIATED MODIFICATIONS	U	1.00	\$375,000.00	\$375,000.00	\$350,000.00	\$350,000.00	\$320,000.00	\$320,000.00
670.95	TEMPORARY SAFETY FENCE	LF	500.00	\$5.00	\$2,500.00	\$5.00	\$2,500.00	\$3.00	\$1,500.00
671.603	3" PVC CONDUIT, SCHEDULE 80, DIRECTIONAL BORE	LF	685.00	\$75.00	\$51,375.00	\$45.00	\$30,825.00	\$45.00	\$30,825.00
677.3101	WIRELESS COMMUNICATIONS EQUIPMENT	U	1.00	\$21,700.00	\$21,700.00	\$7,500.00	\$7,500.00	\$7,600.00	\$7,600.00
677.3102	WIRELESS COMMUNICATIONS EQUIPMENT	U	1.00	\$21,700.00	\$21,700.00	\$7,500.00	\$7,500.00	\$7,600.00	\$7,600.00
677.43	VARIABLE SPEED LIMIT SIGN SYSTEM	U	1.00	\$71,000.00	\$71,000.00	\$30,000.00	\$30,000.00	\$33,000.00	\$33,000.00
677.4411	WEIGH STATION OPEN/CLOSED L.E.D. SIGN SYSTEM	U	1.00	\$75,000.00	\$75,000.00	\$40,000.00	\$40,000.00	\$46,000.00	\$46,000.00
677.4412	WEIGH STATION OPEN/CLOSED L.E.D. SIGN SYSTEM	U	1.00	\$58,650.00	\$58,650.00	\$40,000.00	\$40,000.00	\$45,000.00	\$45,000.00
677.51012	12-STRAND SINGLE MODE FIBER OPTIC CABLE	LF	4,650.00	\$3.50	\$16,275.00	\$3.50	\$16,275.00	\$3.70	\$17,205.00
677.51072	72-STRAND SINGLE MODE FIBER OPTIC CABLE	LF	3,150.00	\$6.50	\$20,475.00	\$6.75	\$21,262.50	\$7.00	\$22,050.00
677.53	FIBER OPTIC SPLICE	EA	4.00	\$3,500.00	\$14,000.00	\$1,900.00	\$7,600.00	\$2,000.00	\$8,000.00
677.541	GROUND MOUNTED ITS EQUIPMENT CABINET	U	1.00	\$18,000.00	\$18,000.00	\$13,000.00	\$13,000.00	\$15,000.00	\$15,000.00
677.561	FIBER OPTIC PATCH PANEL (12-POSITION)	EA	1.00	\$750.00	\$750.00	\$900.00	\$900.00	\$1,100.00	\$1,100.00

Item No.	Description	Unit	Quantity	A		B		C	
				Unit Price	Total	Unit Price	Total	Unit Price	Total
677.5821	100 MBPS FIBER ETHERNET SWITCH	EA	1.00	\$5,250.00	\$5,250.00	\$4,000.00	\$4,000.00	\$4,600.00	\$4,600.00
677.64	UNINTERRUPTIBLE POWER SUPPLY (UPS)	EA	2.00	\$5,650.00	\$11,300.00	\$2,600.00	\$5,200.00	\$2,800.00	\$5,600.00
677.9301	3-CONDUCTOR #0 AWG CABLE	LF	4,450.00	\$12.00	\$53,400.00	\$9.00	\$40,050.00	\$9.10	\$40,495.00
677.9308	3-CONDUCTOR #8 AWG CABLE	LF	215.00	\$6.00	\$1,290.00	\$6.00	\$1,290.00	\$6.50	\$1,397.50
692	MOBILIZATION	U	1.00	\$1,450,000.00	\$1,450,000.00	\$3,300,000.00	\$3,300,000.00	\$2,077,000.00	\$2,077,000.00
693	ON-THE-JOB TRAINING OF UNSKILLED WORKERS	\$	3,000.00	\$1.00	\$3,000.00	\$1.00	\$3,000.00	\$1.00	\$3,000.00
697.11	INVASIVE SPECIES CONTROL AND MANAGEMENT PLAN	U	1.00	\$3,150.00	\$3,150.00	\$3,000.00	\$3,000.00	\$3,000.00	\$3,000.00
697.31	PROJECT OPERATIONS PLAN	U	1.00	\$2,625.00	\$2,625.00	\$5,000.00	\$5,000.00	\$9,000.00	\$9,000.00
697.41	CRITICAL PATH METHOD (CPM) ELECTRONIC SCHEDULE	U	1.00	\$5,000.00	\$5,000.00	\$1,000.00	\$1,000.00	\$20,000.00	\$20,000.00
698.11913	FIELD OFFICE (EQUIPMENT AND SUPPLIES)	MON	36.00	\$1,500.00	\$54,000.00	\$1,100.00	\$39,600.00	\$2,200.00	\$79,200.00
698.2	PHYSICAL TESTING LABORATORY	MON	36.00	\$1,000.00	\$36,000.00	\$800.00	\$28,800.00	\$1,200.00	\$43,200.00
699	MISCELLANEOUS TEMPORARY EROSION AND SEDIMENT CONTROL	\$	600,000.00	\$1.00	\$600,000.00	\$1.00	\$600,000.00	\$1.00	\$600,000.00
1008.6	ALTERATIONS AND ADDITIONS AS NEEDED - DRINKING WAT RESOURCE PROTECTION	\$	25,000.00	\$1.00	\$25,000.00	\$1.00	\$25,000.00	\$1.00	\$25,000.00
1008.8	ALTERATIONS AND ADDITIONS AS NEEDED - WINTER MAINTENANCE	\$	15,000.00	\$1.00	\$15,000.00	\$1.00	\$15,000.00	\$1.00	\$15,000.00
1009.32	REMOVAL AND DISPOSAL OF ASBESTOS CONTAINING MATERIAL (ACM)	\$	60,000.00	\$1.00	\$60,000.00	\$1.00	\$60,000.00	\$1.00	\$60,000.00
1010.15	FUEL ADJUSTMENT	\$	250,000.00	\$1.00	\$250,000.00	\$1.00	\$250,000.00	\$1.00	\$250,000.00



Item No:	Description	A			B			C		
		Unit	Quantity	Total	Unit Price	Total	Unit Price	Total	Unit Price	Total
1010.2	ASPHALT CEMENT ADJUSTMENT	\$	100,000.00	\$100,000.00	\$1.00	\$100,000.00	\$1.00	\$100,000.00	\$1.00	\$100,000.00
1010.3	QUALITY CONTROL QUALITY ASSURANCE (QC/QA) ASPHALT	\$	252,000.00	\$252,000.00	\$1.00	\$252,000.00	\$1.00	\$252,000.00	\$1.00	\$252,000.00
				\$32,237,736.54		\$34,724,679.05		\$35,567,443.66		

Item No.	Description	Unit	Quantity	Unit Price	Total	Unit Price	Total
201.1	CLEARING AND GRUBBING (F)	A	42.76	\$8,170.00	\$349,349.20		
201.6	CLEARING FOR FENCE LINES (F)	A	1.45	\$570.00	\$826.50		
201.881	INVASIVE SPECIES CONTROL TYPE I	SY	6,300.00	\$1.50	\$9,450.00		
201.882	INVASIVE SPECIES CONTROL TYPE II	SY	2,300.00	\$1.50	\$3,450.00		
202.31	FILL ABANDONED PIPE	CY	780.00	\$165.00	\$128,700.00		
202.32	FILL AND ABANDON STRUCTUR	CY	350.00	\$155.00	\$54,250.00		
202.41	REMOVAL OF EXISTING PIPE 0-24" DIAMETER	LF	9,900.00	\$11.20	\$110,880.00		
202.42	REMOVAL OF EXISTING PIPE OVER 24" DIAMETER	LF	200.00	\$16.30	\$3,260.00		
202.5	REMOVAL OF CATCH BASINS, DROP INLETS, AND MANHOLES	EA	70.00	\$325.00	\$22,750.00		
202.7	REMOVAL OF GUARDRAIL	LF	17,600.00	\$1.30	\$22,880.00		
203.1	COMMON EXCAVATION	CY	420,000.00	\$5.50	\$2,310,000.00		
203.2	ROCK EXCAVATION	CY	302,000.00	\$11.90	\$3,593,800.00		
203.52	IMPERVIOUS MATERIAL (F)	CY	14,772.00	\$12.40	\$183,172.80		
203.5525	PORTABLE CHANGEABLE MESSAGE SIGN PLATFORM	U	9.00	\$535.00	\$4,815.00		
203.55549	GUARDRAIL 50' EAGRT OFFSET PLATFORM	U	17.00	\$1,030.00	\$17,510.00		
203.55559	GUARDRAIL 25' EAGRT OFFSET PLATFORM	U	1.00	\$900.00	\$900.00		
203.6	EMBANKMENT-IN-PLACE (F)	CY	300,521.00	\$5.00	\$1,502,605.00		
203.62	EMBANKMENT IN-PLACE, REPLACEMENT MATERIAL	CY	4,800.00	\$12.20	\$58,560.00		
203.81	PRESPLITTING HOLES	LF	25,400.00	\$5.30	\$134,620.00		
203.82	EXTRA DRILLED HOLES WITHOUT EXPLOSIVES	LF	6,000.00	\$2.80	\$16,800.00		

D

Item No:	Description	Unit	Quantity	Unit Price	Total	Unit Price	Total
203.91	ROCK SCALING- HAND METHOD	HR	60.00	\$295.00	\$17,700.00		
203.93	HYDROGEOLOGIST	U	1.00	\$24,450.00	\$24,450.00		
203.94	BASELINE WATER SAMPLING	EA	648.00	\$72.80	\$47,174.40		
203.95	EXTENDED WATER SAMPLING	EA	54.00	\$730.00	\$39,420.00		
206.1	COMMON STRUCTURE EXCAVATION	CY	7,000.00	\$14.10	\$98,700.00		
206.19	COMMON STRUCTURE EXCAVATION	CY	300.00	\$46.10	\$13,830.00		
206.2	ROCK STRUCTURE EXCAVATION	CY	17,500.00	\$39.10	\$684,250.00		
209.1	GRANULAR BACKFILL	CY	4,900.00	\$24.50	\$120,050.00		
214	FINE GRADING	U	1.00	\$388,000.00	\$388,000.00		
214.3	FINE GRADING EARTH BERMS IN ROCKCUTS	LF	1,760.00	\$9.30	\$16,368.00		
224.1	HORIZONTAL DRAINS IN ROCK	LF	4,000.00	\$3.60	\$14,400.00		
225.2	PRESTRESSED ROCK BOLTS	LF	400.00	\$85.30	\$34,120.00		
225.3	ROCK DOWELS (UNTENSIONED ROCK BOLT)	LF	400.00	\$67.60	\$27,040.00		
304.1	SAND (F)	CY	91,670.00	\$15.00	\$1,375,050.00		
304.32	CRUSHED GRAVEL FOR SHOULDER LEVELING	TON	686.00	\$16.20	\$11,113.20		
304.35	CRUSHED GRAVEL FOR DRIVES	CY	270.00	\$16.90	\$4,563.00		
304.4	CRUSHED STONE (FINE GRADATION) (F)	CY	45,868.00	\$15.30	\$701,780.40		
304.41	CRUSHED STONE (FINE) GRADATION FOR SHIM	CY	2,800.00	\$15.30	\$42,840.00		
304.5	CRUSHED STONE (COARSE GRADATION) (F)	CY	26,223.00	\$14.80	\$388,100.40		

Item No:	Description	Unit	Quantity	Unit Price	Total	Unit Price	Total
315.5	CRUSHED STONE (ENERGY ABSORBING MATERIAL)	CY	1,130.00	\$25.40	\$28,702.00		
403.11	HOT BITUMINOUS PAVEMENT, MACHINE METHOD	TON	2,870.00	\$65.00	\$186,550.00		
403.11001	HOT BITUMINOUS PAVEMENT, MACHINE METHOD (QC/QA TIER 1)	TON	71,000.00	\$56.50	\$4,011,500.00		
403.11002	HOT BITUMINOUS PAVEMENT, MACHINE METHOD (QC/QA TIER 2)	TON	5,000.00	\$61.00	\$305,000.00		
403.1109	HOT BITUMINOUS PAVEMENT, MACHINE METHOD, HIGH STRENGTH	TON	3,840.00	\$75.00	\$288,000.00		
403.12	HOT BITUMINOUS PAVEMENT, HAND METHOD	TON	950.00	\$105.00	\$99,750.00		
403.4	MATERIAL TRANSFER VEHICLE (MTV)	TON	80,000.00	\$1.30	\$104,000.00		
403.6	PAVEMENT JOINT ADHESIVE	LF	397,400.00	\$0.25	\$99,350.00		
403.98	HOT BITUMINOUS CONCRETE LEVELING, MACHINE METHOD	TON	230.00	\$75.00	\$17,250.00		
403.99	TEMPORARY BITUMINOUS PAVEMENT	TON	7,750.00	\$61.00	\$472,750.00		
415.8	GLASS FIBER PAVEMENT REINFORCEMENT MESH	SY	5,200.00	\$11.50	\$59,800.00		
417	COLD PLANING BITUMINOUS SURFACES	SY	46,170.00	\$1.50	\$69,255.00		
417.416	RUMBLE STRIPS, 16' WIDE	LF	49,400.00	\$0.50	\$24,700.00		
417.53	REMOVE AND INLAY EXISTING RUMBLE STRIPS	LF	1,400.00	\$2.00	\$2,800.00		
502.101	REMOVAL OF EXISTING BRIDGE STRUCTURE	U	1.00	\$140,000.00	\$140,000.00		
502.102	REMOVAL OF EXISTING BRIDGE STRUCTURE	U	1.00	\$140,000.00	\$140,000.00		

Item No:	Description	Unit	Quantity	Unit Price	Total	Unit Price	Total
503.101	WATER DIVERSION STRUCTURE	U	1.00	\$5,740.00	\$5,740.00		
503.102	WATER DIVERSION STRUCTURE	U	1.00	\$4,695.00	\$4,695.00		
503.103	WATER DIVERSION STRUCTURE	U	1.00	\$8,860.00	\$8,860.00		
503.104	WATER DIVERSION STRUCTURE	U	1.00	\$7,975.00	\$7,975.00		
503.105	WATER DIVERSION STRUCTURE	U	1.00	\$3,335.00	\$3,335.00		
503.111	WATER DIVERSION STRUCTURE	U	1.00	\$2,555.00	\$2,555.00		
503.112	WATER DIVERSION STRUCTURE	U	1.00	\$2,555.00	\$2,555.00		
503.113	WATER DIVERSION STRUCTURE	U	1.00	\$9,950.00	\$9,950.00		
503.114	WATER DIVERSION STRUCTURE	U	1.00	\$7,600.00	\$7,600.00		
503.115	WATER DIVERSION STRUCTURE	U	1.00	\$2,870.00	\$2,870.00		
503.116	WATER DIVERSION STRUCTURE	U	1.00	\$2,605.00	\$2,605.00		
503.117	WATER DIVERSION STRUCTURE	U	1.00	\$7,975.00	\$7,975.00		
503.118	WATER DIVERSION STRUCTURE	U	1.00	\$8,860.00	\$8,860.00		
503.201	COFFERDAMS	U	1.00	\$71,250.00	\$71,250.00		
503.202	COFFERDAMS	U	1.00	\$42,250.00	\$42,250.00		
503.203	COFFERDAMS	U	1.00	\$56,700.00	\$56,700.00		
506.4	STEEL SHEETING FOR ENVIRONMENTAL PROTECTION	SY	660.00	\$85.30	\$56,298.00		
508	STRUCTURAL FILL	CY	60.00	\$29.00	\$1,740.00		

Item No:	Description	Unit	Quantity	Unit Price	Total	Unit Price	Total
509.1	MOBILIZATION AND DEMOBIL OF DRILLED SHAFT DRILLING EQUIPMENT	U	1.00	\$15,600.00	\$15,600.00		
509.2	DRILLED SHAFT	LF	841.00	\$195.00	\$163,995.00		
520.0001	PRECAST CONCRETE BOX CULVERT (CONCRETE CLASS AAA)	U	1.00	\$62,800.00	\$62,800.00		
520.1	CONCRETE CLASS A	CY	150.00	\$770.00	\$115,500.00		
520.2	CONCRETE CLASS B	CY	160.00	\$365.00	\$58,400.00		
544.1	REINFORCING STEEL (ROADWAY)	LB	8,000.00	\$1.80	\$14,400.00		
585.2	STONE FILL, CLASS B	CY	5,000.00	\$28.50	\$142,500.00		
585.3	STONE FILL, CLASS C	CY	5,200.00	\$24.00	\$124,800.00		
585.4	STONE FILL, CLASS D	CY	180.00	\$35.30	\$6,354.00		
585.5	STONE FILL, CLASS E	CY	1,500.00	\$34.70	\$52,050.00		
585.7	STONE FILL, CLASS G	CY	185.00	\$34.70	\$6,419.50		
593.231	GEOTEXTILE; SEPARATION CL. 3, NON-WOVEN	SY	9,200.00	-\$2.00	\$18,400.00		
593.411	GEOTEXTILE; PERM. CONTROL CL. 1, NON-WOVEN	SY	27,500.00	\$2.00	\$55,000.00		
593.521	PVC GEOMEMBRANE LINER (40 MIL)	SY	5,200.00	\$8.50	\$44,200.00		
594.2	WOOD PANEL SOUND ABATEMENT WALL	SF	16,528.00	\$20.80	\$343,782.40		
602.32412	CURED-IN-PLACE LINER FOR 24" RCP	LF	380.00	\$145.00	\$55,100.00		
602.33012	CURED-IN-PLACE LINER FOR 30" RCP	LF	270.00	\$215.00	\$58,050.00		
602.34812	CURED-IN-PLACE LINER FOR 48" RCP	LF	300.00	\$400.00	\$120,000.00		
603.0001	VIDEO INSPECTION	LF	30,800.00	\$0.80	\$24,640.00		
603.00212	12" R.C. PIPE, 2000D	LF	200.00	\$62.10	\$12,420.00		
603.00215	15" R.C. PIPE, 2000D	LF	3,200.00	\$64.80	\$207,360.00		

Item No:	Description	Unit	Quantity	Unit Price	Total	Unit Price	Total
603.00218	18" R.C. PIPE, 2000D	LF	1,000.00	\$68.20	\$68,200.00		
603.00224	24" R.C. PIPE, 2000D	LF	2,000.00	\$125.00	\$250,000.00		
603.00230	30" R.C. PIPE, 2000D	LF	260.00	\$89.50	\$23,270.00		
603.00236	36" R.C. PIPE, 2000D	LF	140.00	\$105.00	\$14,700.00		
603.00315	15" R.C. PIPE, 3000D	LF	100.00	\$65.00	\$6,500.00		
603.00318	18" R.C. PIPE, 3000D	LF	120.00	\$69.20	\$8,304.00		
603.00324	24" R.C. PIPE, 3000D	LF	1,040.00	\$170.00	\$176,800.00		
603.00330	30" R.C. PIPE, 3000D	LF	200.00	\$170.00	\$34,000.00		
603.00436	36" R.C. PIPE, 3750D	LF	30.00	\$115.00	\$3,450.00		
603.00448	48" R.C. PIPE, 3750D	LF	70.00	\$160.00	\$11,200.00		
603.30115	15" R.C. END SECTIONS	EA	5.00	\$795.00	\$3,975.00		
603.30118	18" R.C. END SECTIONS	EA	3.00	\$850.00	\$2,550.00		
603.30124	24" R.C. END SECTIONS	EA	5.00	\$1,080.00	\$5,400.00		
603.30136	36" R.C. END SECTIONS	EA	3.00	\$1,525.00	\$4,575.00		
603.36112	12" ALUMINIZED STEEL END SECTION	EA	7.00	\$350.00	\$2,450.00		
603.36115	15" ALUMINIZED STEEL END SECTION	EA	8.00	\$375.00	\$3,000.00		
603.36118	18" ALUMINIZED STEEL END SECTION	EA	15.00	\$410.00	\$6,150.00		
603.36124	24" ALUMINIZED STEEL END SECTION	EA	9.00	\$555.00	\$4,995.00		
603.36136	36" ALUMINIZED STEEL END SECTION	EA	1.00	\$1,010.00	\$1,010.00		
603.40012	12" PIPE FOR SLOPE DRAIN.	LF	300.00	\$35.10	\$10,530.00		
603.40015	15" PIPE FOR SLOPE DRAIN.	LF	120.00	\$36.90	\$4,428.00		
603.40018	18" PIPE FOR SLOPE DRAIN.	LF	35.00	\$41.10	\$1,438.50		
603.40024	24" PIPE FOR SLOPE DRAIN.	LF	140.00	\$53.70	\$7,518.00		
603.82212	12" PE PIPE (TYPE S)	LF	220.00	\$31.10	\$6,842.00		

Item No:	Description	Unit	Quantity	Unit Price	Total	Unit Price	Total
603.82215	15" PE PIPE (TYPE S)	LF	14,200.00	\$32.40	\$460,080.00		
603.82218	18" PE PIPE (TYPE S)	LF	2,500.00	\$37.00	\$92,500.00		
603.82224	24" PE PIPE (TYPE S)	LF	5,900.00	\$48.40	\$285,560.00		
603.82230	30" PE PIPE (TYPE S)	LF	900.00	\$58.40	\$52,560.00		
604.0007	POLYETHYLENE LINER	EA	145.00	\$195.00	\$28,275.00		
604.12	CATCH BASINS TYPE B	U	93.00	\$2,105.00	\$195,765.00		
604.125	CATCH BASINS TYPE B, 5-FOOT DIAMETER	U	27.00	\$2,730.00	\$73,710.00		
604.126	CATCH BASINS TYPE B, 6-FOOT DIAMETER	U	8.00	\$3,040.00	\$24,320.00		
604.128	CATCH BASINS TYPE B, 8-FOOT DIAMETER	U	3.00	\$5,400.00	\$16,200.00		
604.13	CATCH BASINS TYPE C	U	7.00	\$2,150.00	\$15,050.00		
604.15	CATCH BASINS TYPE E	U	80.00	\$2,175.00	\$174,000.00		
604.155	CATCH BASINS TYPE E, 5-FOOT DIAMETER	U	17.00	\$2,780.00	\$47,260.00		
604.156	CATCH BASINS TYPE E, 6-FOOT DIAMETER	U	8.00	\$3,250.00	\$26,000.00		
604.158	CATCH BASINS TYPE E, 8-FOOT DIAMETER	U	1.00	\$5,320.00	\$5,320.00		
604.16	CATCH BASINS TYPE F	U	32.00	\$2,210.00	\$70,720.00		
604.165	CATCH BASINS TYPE F, 5-FOOT DIAMETER	U	2.00	\$2,815.00	\$5,630.00		
604.22	DROP INLETS TYPE B	U	21.00	\$1,865.00	\$39,165.00		
604.32	DRAINAGE MANHOLES	U	25.00	\$2,170.00	\$54,250.00		
604.325	DRAINAGE MANHOLES, 5-FOOT DIAMETER	U	6.00	\$2,705.00	\$16,230.00		
604.326	DRAINAGE MANHOLES, 6-FOOT	U	1.00	\$2,935.00	\$2,935.00		
604.328	DRAINAGE MANHOLES, 8-FOOT DIAMETER	U	1.00	\$5,245.00	\$5,245.00		
604.4	RECONSTRUCTING/ADJUST ING CATCH BASIN & DROP INLET	LF	130.00	\$335.00	\$43,550.00		



Item No:	Description	Unit	Quantity	Unit Price	Total	Unit Price	Total
604.52	RECONSTRUCTING/ADJUSTING DRAINAGE MANHOLES	LF	3.00	\$335.00	\$1,005.00		
604.62	DRAINAGE MANHOLE COVERS AND FRAMES	EA	2.00	\$530.00	\$1,060.00		
604.75	GRATES & FRAMES, TYPE E	EA	2.00	\$670.00	\$1,340.00		
604.91089	MODIFY EXISTING OUTLET CONTROL STRUCTURE	U	1.00	\$2,410.00	\$2,410.00		
604.9109	OUTLET CONTROL STRUCTURE	U	1.00	\$6,145.00	\$6,145.00		
604.9114	OUTLET CONTROL STRUCTURE, 5' X 5' WITH 36" X 36" SLUICE GATE	U	1.00	\$11,950.00	\$11,950.00		
604.9116	OUTLET CONTROL STRUCTURE 4'X4' W/18"X18" SLUICE GATE	U	1.00	\$9,680.00	\$9,680.00		
604.9119	OUTLET CONTROL STRUCTURE, 5'X 5'	U	1.00	\$10,700.00	\$10,700.00		
604.9123	OUTLET CONTROL STRUCTURE, 4'X4' W/24"X24" SLUICE GATE	U	1.00	\$11,850.00	\$11,850.00		
604.9125	OUTLET CONTROL STRUCTURE, 6' X 6', WITH 30" X 30" SLUICE GATE	U	1.00	\$13,550.00	\$13,550.00		
604.9129	OUTLET CONTROL STRUCTURE 4'X8' W/18"X18" SLUICE GATE	U	1.00	\$12,800.00	\$12,800.00		
604.9130	OUTLET CONTROL STRUCTURE, 4' DIAMETER	U	1.00	\$4,985.00	\$4,985.00		
604.9131	OUTLET CONTROL STRUCTURE, 4' DIAMETER	U	1.00	\$4,985.00	\$4,985.00		
604.9132	OUTLET CONTROL STRUCTURE, 4' DIAMETER	U	1.00	\$5,090.00	\$5,090.00		
604.9133	OUTLET CONTROL STRUCTURE, 4' DIAMETER	U	1.00	\$4,985.00	\$4,985.00		
604.921	LEACHING CHAMBER TYPE 1	U	2.00	\$2,520.00	\$5,040.00		

Item No:	Description	Unit	Quantity	Unit Price	Total	Unit Price	Total
604.9219	LEACHING CHAMBER, TYPE 1, DEPARTMENT SUPPLIED	U	6.00	\$1,170.00	\$7,020.00		
604.922	LEACHING CHAMBER TYPE 2	U	2.00	\$2,420.00	\$4,840.00		
604.9229	LEACHING CHAMBER TYPE 2, DEPARTMENT SUPPLIED	U	5.00	\$1,170.00	\$5,850.00		
605.506	6" PERF. CORR. POLYETHYL PIPE UND.	LF	32,000.00	\$19.40	\$620,800.00		
605.79	UNDERDRAIN FLUSHING BASINS	EA	58.00	\$375.00	\$21,750.00		
605.82251	24" AGGRE. UND. TYPE 2 WITH 6" P.C. POLY PIPE	LF	16,900.00	\$26.60	\$449,540.00		
606.1254	BEAM GUARDRAIL (TERM. UNI TYPE EAGRT 50 FT) (STEEL POST)	U	17.00	\$1,950.00	\$33,150.00		
606.1255	BEAM GUARDRAIL (TERM. UNI TYPE EAGRT 25 FT) (STEEL POST)	U	1.00	\$1,665.00	\$1,665.00		
606.1442	BEAM GUARDRAIL (THRIE BEAM) INCLUDING TRAN. SECTION	LF	6.25	\$41.60	\$260.00		
606.147	BEAM GUARDRAIL (TERMINAL UNIT TYPE G-2)	U	14.00	\$505.00	\$7,070.00		
606.18001	31" W-BEAM GUARDRAIL WITH 8" OFFSET BLOCK (STEEL POSTS)	LF	13,700.00	\$15.10	\$206,870.00		
606.417	PORTABLE CONCRETE BARRIER FOR TRAFFIC CONTROL	LF	22,300.00	\$37.90	\$845,170.00		
606.91	RESETTING OR SETTING GUARDRAIL	LF	2,900.00	\$9.90	\$28,710.00		
606.913	RESETTING GUARDRAIL, RAIL ONLY	LF	12,450.00	\$4.30	\$53,535.00		
606.93	TEMPORARY BEAM GUARDRAIL	LF	270.00	\$12.00	\$3,240.00		

D

Item No:	Description	Unit	Quantity	Unit Price	Total	Unit Price	Total
606.9522	TEMP. IMPACT ATTENUATION DEVICE (NON-REDIRECTIVE) TEST LEVEL 2	U	4.00	\$2,345.00	\$9,380.00		
606.9523	TEMP. IMPACT ATTENUATION DEVICE (NON-REDIRECTIVE), TEST LEVEL 3	U	7.00	\$2,550.00	\$17,850.00		
607.146	WOVEN WIRE FENCE 4'-6" HIGH	LF	21,700.00	\$6.20	\$134,540.00		
607.250	CHAIN LINK FENCE WITH ALUMINUM COATED STEEL FABRIC, 5' HIGH	LF	2,150.00	\$16.00	\$34,400.00		
607.260	CHAIN LINK FENCE WITH ALUMINUM COATED STEEL FABRIC, 6 FEET	LF	1,400.00	\$18.10	\$25,340.00		
607.4146	POST ASSEMBLIES FOR WOVEN WIRE FENCE, 4'-6" HIGH	EA	80.00	\$170.00	\$13,600.00		
607.4250	POST ASSEMBLIES FOR CHAIN LINK FENCE, 5' HIGH	EA	17.00	\$150.00	\$2,550.00		
607.4260	POST ASSEMBLIES FOR CHAIN LINK FENCE, 6' HIGH	EA	22.00	\$160.00	\$3,520.00		
607.73518	18 FT. OPENING DBL. GATE CHAIN LINK / VINYL-CTD STEEL FABRIC, 5' HIGH	EA	4.00	\$1,580.00	\$6,320.00		
607.73618	18' OPENING DOUBLE GATE, CHAIN LINK VINYL COATED STEEL FABRIC, 6' HIGH	U	2.00	\$1,705.00	\$3,410.00		
608.12	2" BITUMINOUS SIDEWALK (F)	SY	1,351.00	\$16.00	\$21,616.00		
608.24	4" CONCRETE SIDEWALK (F)	SY	142.00	\$38.40	\$5,452.80		
608.26	6" CONCRETE SIDEWALK (F)	SY	673.00	\$42.60	\$28,669.80		
608.28	8" CONCRETE SIDEWALK (F)	SY	328.00	\$46.70	\$15,317.60		

Item No:	Description	Unit	Quantity	Unit Price	Total	Unit Price	Total
608.54	DETECTABLE WARNING DEVICES, CAST IRON	SY	16.00	\$365.00	\$5,840.00		
609.01	STRAIGHT GRANITE CURB	LF	4,300.00	\$18.30	\$78,690.00		
609.02	CURVED GRANITE CURB	LF	60.00	\$29.10	\$1,746.00		
609.214	STRAIGHT GRANITE SLOPE CURB, 4" HIGH	LF	110.00	\$14.90	\$1,639.00		
609.216	STRAIGHT GRANITE SLOPE CURB 6" HIGH	LF	8,740.00	\$17.40	\$152,076.00		
609.224	STRAIGHT GRANITE SLOPE CURB WITH RADIAL JOINTS, 4" HIGH	LF	10.00	\$14.90	\$149.00		
609.226	STRAIGHT GRANITE SLOPE CURB WITH RADIAL JOINTS, 6" HIGH	LF	340.00	\$17.40	\$5,916.00		
609.23	CURVED GRANITE SLOPE CURB	LF	10.00	\$64.50	\$645.00		
609.5	RESET GRANITE CURB	LF	9,793.00	\$6.30	\$61,695.90		
609.811	BITUMINOUS CURB, TYPE B (4" REVEAL)	LF	7,800.00	\$3.50	\$27,300.00		
611.05208	8" CEMENT LINED DUCTILE IRON WATER PIPE, CL 52	LF	735.00	\$76.60	\$56,301.00		
611.5202	2" CURB STOP VALVE	EA	4.00	\$1,135.00	\$4,540.00		
611.6002	2" HDPE WATER PIPE	LF	1,850.00	\$32.10	\$59,385.00		
611.70002	2" FITTINGS	EA	15.00	\$955.00	\$14,325.00		
611.70008	8" FITTING	EA	6.00	\$1,265.00	\$7,590.00		
611.74	CHLORINE INJECTION TAP	EA	3.00	\$520.00	\$1,560.00		
611.90001	ADJUSTING WATER GATES AND SHUTOFFS SET BY OTHERS	EA	6.00	\$205.00	\$1,230.00		
611.951	WATER MAIN INSULATION	SY	20.00	\$17.30	\$346.00		
611.99	TEMPORARY WATER SERVICE AND APPURTENANCES	U	1.00	\$20,400.00	\$20,400.00		
614.321	2" STEEL CONDUIT	LF	32.00	\$10.40	\$332.80		
614.331	3" STEEL CONDUIT	LF	800.00	\$15.60	\$12,480.00		

D

Item No:	Description	Unit	Quantity	Unit Price	Total	Unit Price	Total
614.511	CONCRETE PULL BOX 14"	EA	20.00	\$310.00	\$6,200.00		
614.512	CONCRETE PULL BOX 18"	EA	17.00	\$570.00	\$9,690.00		
614.5183	30 INCH CONCRETE FIBER OPTIC MANHOLE	EA	3.00	\$1,870.00	\$5,610.00		
614.523	MOLDED PULL BOX 17"X30"	EA	39.00	\$305.00	\$11,895.00		
614.72114	2" PVC CONDUIT, SCHEDULE 40	LF	70.00	\$10.40	\$728.00		
614.73114	3" PVC CONDUIT, SCHEDULE 40	LF	7,200.00	\$7.30	\$52,560.00		
614.73118	3" PVC CONDUIT, SCHEDULE 80	LF	1,800.00	\$12.50	\$22,500.00		
614.73214	3" 2-DUCT PVC CONDUIT, SCHEDULE 40	LF	105.00	\$10.40	\$1,092.00		
614.73218	3" 2-DUCT PVC CONDUIT SCHEDULE 80	LF	130.00	\$15.60	\$2,028.00		
614.74221	4" 2-DUCT HDPE CONDUIT, SDR 13.5	LF	2,750.00	\$18.20	\$50,050.00		
615.012	TRAFFIC SIGN TYPE A, BREAKAWAY MOUNTS (F)	SF	729.00	\$64.00	\$46,656.00		
615.013	REMOVING TRAFFIC SIGN TYPE A	U	8.00	\$470.00	\$3,760.00		
615.014	RELOCATING TRAFFIC SIGN, TYPE A	U	2.00	\$5,200.00	\$10,400.00		
615.02	TRAFFIC SIGN TYPE B (F)	SF	217.00	\$41.60	\$9,027.20		
615.022	TRAFFIC SIGN TYPE B, BREAKAWAY MOUNTS (F)	SF	116.00	\$98.80	\$11,460.80		
615.03	TRAFFIC SIGN TYPE C (F)	SF	435.25	\$41.60	\$18,106.40		
615.032	TRAFFIC SIGN TYPE C, BREAKAWAY MOUNTS (F)	SF	185.00	\$150.00	\$27,750.00		
615.04	TRAFFIC SIGN TYPE AA (F)	SF	1,002.00	\$17.70	\$17,735.40		
615.045	TRAFFIC SIGN TYPE AA, ON EXISTING FACILITIES	SF	994.50	\$18.70	\$18,597.15		
615.06	TRAFFIC SIGN TYPE CC (F)	SF	198.53	\$10.40	\$2,064.71		
615.10001	FULL TRAFFIC SIGN STRUCTURE	U	1.00	\$52,000.00	\$52,000.00		

Item No:	Description	Unit	Quantity	Unit Price	Total	Unit Price	Total
615.10002	FULL TRAFFIC SIGN STRUCTURE	U	1.00	\$85,800.00	\$85,800.00		
615.20001	CANTILEVER TRAFFIC SIGN STRUCTURE	U	1.00	\$33,800.00	\$33,800.00		
615.20591	RETROFIT EXISTING OVERHEAD SIGN STRUCTURE	U	1.00	\$19,000.00	\$19,000.00		
616.101	TRAFFIC SIGNALS	U	1.00	\$104,500.00	\$104,500.00		
616.102	TRAFFIC SIGNALS	U	1.00	\$103,500.00	\$103,500.00		
616.141	COMPUTER EQUIPMENT AND SOFTWARE	U	1.00	\$11,950.00	\$11,950.00		
616.151	TRAFFIC SIGNAL (FIBER OPTIC)	U	1.00	\$15,600.00	\$15,600.00		
616.161	TRAFFIC SIGNALS (TEMP.)	U	1.00	\$22,900.00	\$22,900.00		
616.162	TRAFFIC SIGNALS (TEMP.)	U	1.00	\$8,320.00	\$8,320.00		
616.191	ALTERATIONS TO TRAFFIC SIGNALS	U	1.00	\$25,850.00	\$25,850.00		
618.61	UNIFORMED OFFICERS WITH VEHICLE	\$	600,000.00	\$1.00	\$600,000.00		
618.7	FLAGGERS	HR	2,016.00	\$35.00	\$70,560.00		
619.1	MAINTENANCE OF TRAFFIC	U	1.00	\$265,000.00	\$265,000.00		
619.25	PORTABLE CHANGEABLE MESSAGE SIGN	U	5.00	\$15,600.00	\$78,000.00		
619.253	PORTABLE CHANGEABLE MESSAGE SIGN (UNIT WEEK)	UWK	32.00	\$355.00	\$11,360.00		
619.27	TRAILER-MOUNTED SPEED LIMIT SIGN	U	1.00	\$10,200.00	\$10,200.00		
619.63	TRUCK-MOUNTED IMPACT ATTENUATOR, TEST LEVEL 3	U	1.00	\$18,350.00	\$18,350.00		
621.2	RETROREFLECTIVE BEAM GUARDRAIL DELINEATOR	EA	200.00	\$4.20	\$840.00		
621.31	SINGLE DELINEATOR WITH POST	EA	800.00	\$31.20	\$24,960.00		

D

Item No:	Description	Unit	Quantity	Unit Price	Total	Unit Price	Total
621.32	DOUBLE DELINEATOR WITH POST	EA	100.00	\$33.30	\$3,330.00		
621.61	FIBER OPTIC DELINEATOR	EA	14.00	\$105.00	\$1,470.00		
622.1	STEEL WITNESS MARKERS	EA	190.00	\$26.00	\$4,940.00		
622.2	CONCRETE BOUNDS	EA	50.00	\$275.00	\$13,750.00		
622.4	STONE BOUNDS	EA	4.00	\$275.00	\$1,100.00		
622.52	RESETTING BOUNDS	EA	1.00	\$280.00	\$280.00		
625.2	CONCRETE LIGHT POLE BASES, TYPE B	EA	8.00	\$830.00	\$6,640.00		
625.52	LIGHT POLE	U	6.00	\$1,820.00	\$10,920.00		
625.62	RESET LIGHT POLE	U	1.00	\$1,040.00	\$1,040.00		
626.122	TRANSFORMER PAD, (SINGLE PHASE)	U	1.00	\$3,120.00	\$3,120.00		
628.1	SAWED CONCRETE PAVEMENT	LF	470.00	\$3.10	\$1,457.00		
628.2	SAWED BITUMINOUS PAVEMENT	LF	17,500.00	\$1.00	\$17,500.00		
632.0104	RETROREFLECTIVE PAINT PAVE. MARKING, 4" LINE	LF	104,300.00	\$0.10	\$10,430.00		
632.0106	RETROREFLECTIVE PAINT PAVE. MARKING, 6" LINE	LF	393,100.00	\$0.15	\$58,965.00		
632.0112	RETROREFLECTIVE PAINT PAVE. MARKING, 12" LINE	LF	23,700.00	\$0.25	\$5,925.00		
632.0118	RETROREFLECTIVE PAINT PAVE. MARKING, 18" LINE	LF	520.00	\$1.00	\$520.00		
632.3104	RETROREFLECT. THERMOPLAS. PAVE. MARKING, 4" LINE	LF	5,500.00	\$0.80	\$4,400.00		
632.3106	RETROREFLECT. THERMOPLAS. PAVE. MARKING, 6" LINE	LF	3,400.00	\$0.90	\$3,060.00		
632.3108	RETROREFLECT. THERMOPLAS. PAVE. MARKING, 8" LINE	LF	2,000.00	\$1.30	\$2,600.00		

D

Item No:	Description	Unit	Quantity	Unit Price	Total	Unit Price	Total
632.3112	RETROREFLECT. THERMOPLAS. PAVE. MARKING, 12" LINE	LF	7,100.00	\$1.60	\$11,360.00		
632.3118	RETROREFLECT. THERMOPLAS. PAVE. MARKING, 18" LINE	LF	450.00	\$3.10	\$1,395.00		
632.32	RETROREFLECT. THERMOPLAS. PAVEMENT MARKING, SYMBOL OR WORD	SF	1,980.00	\$1.00	\$1,980.00		
632.911	OBLITERATE PAVE. MARKING LINE, 12" WIDE & UNDER	LF	110,000.00	\$0.30	\$33,000.00		
632.912	OBLITERATE PAVE. MARKING LINE, OVER 12" WIDE	LF	340.00	\$1.00	\$340.00		
641	LOAM	CY	1,180.00	\$26.60	\$31,388.00		
644.62	WET BASIN/MEADOW SEED TYPE 62	LB	95.00	\$220.00	\$20,900.00		
644.82	SALT-TOLERANT GRASS SEED, TYPE 82	LB	10.00	\$23.00	\$230.00		
645.0001	EROSION CONTROL TURBIDITY BARRIER	LF	1,000.00	\$21.10	\$21,100.00		
645.113	HYDRAULIC MULCH	LB	8,000.00	\$0.90	\$7,200.00		
645.119	MULCH WITH TACKIFIERS	A	51.58	\$990.00	\$51,064.20		
645.3	EROSION STONE	TON	15,000.00	\$25.30	\$379,500.00		
645.44	TEMPORARY SLOPE STABILIZATION TYPE D (WILDLIFE FRIENDLY)	SY	115,100.00	\$1.30	\$149,630.00		
645.46	PERMANENT CHANNEL STABILIZATION TYPE B	SY	17,700.00	\$2.60	\$46,020.00		
645.48	EROSION CONTROL MIX	CY	2,500.00	\$21.20	\$53,000.00		
645.481	WOOD CHIPS FOR TEMPORARY EROSION CONTROL	CY	1,000.00	\$21.20	\$21,200.00		



Item No:	Description	Unit	Quantity	Unit Price	Total	Unit Price	Total
645.482	STUMP GRINDINGS FOR TEMPORARY EROSION CONTROL	CY	7,000.00	\$21.20	\$148,400.00		
645.51	HAY BALES FOR TEMPORARY EROSION CONTROL	EA	500.00	\$10.70	\$5,350.00		
645.512	COMPOST SOCK FOR PERIMETER BERM	LF	5,000.00	\$4.20	\$21,000.00		
645.52	RYEGRASS FOR TEMPORARY EROSION CONTROL	LB	4,000.00	\$2.60	\$10,400.00		
645.531	SILT FENCE	LF	30,500.00	\$2.70	\$82,350.00		
645.611	BONDED FIBER MATRIX	LB	27,600.00	\$1.30	\$35,880.00		
645.612	FIBER REINFORCED MATRIX	LB	15,000.00	\$1.50	\$22,500.00		
645.613	STABILIZED MULCH MATRIX	LB	30,000.00	\$1.10	\$33,000.00		
645.7	STORM WATER POLLUTION PREVENTION PLAN	U	1.00	\$93,600.00	\$93,600.00		
645.71	MONITORING SWPPP AND EROSION AND SEDIMENT CONTROLS	HR	4,000.00	\$52.00	\$208,000.00		
645.81	STORMWATER REMOVAL TRUCKING	HR	50.00	\$155.00	\$7,750.00		
645.8103	EROSION CONTROL - PUMP (300 GAL/MIN DISCHARGE CAPACITY)	UWK	125.00	\$885.00	\$110,625.00		
645.8105	EROSION CONTROL - PUMP (500 GAL/MIN DISCHARGE CAPACITY)	UWK	125.00	\$990.00	\$123,750.00		
645.8110	EROSION CONTROL - PUMP (1000 GAL/MIN DISCHARGE CAPACITY)	UWK	125.00	\$1,195.00	\$149,375.00		
645.8203	EROSION CONTROL - PUMP (300 GAL/MIN. DISCHARGE CAPACITY)	U	1.00	\$61,200.00	\$61,200.00		
645.8205	EROSION CONTROL - PUMP (500 GAL/MIN. DISCHARGE CAPACITY)	U	1.00	\$71,400.00	\$71,400.00		

Item No:	Description	Unit	Quantity	Unit Price	Total	Unit Price	Total
645.8210	EROSION CONTROL - PUMP (1000 GAL/MIN. DISCHARGE CAPACITY)	U	3.00	\$96,900.00	\$290,700.00		
645.85	FLOCCULANT TREATMENT SYSTEM (FTS)	MON	36.00	\$10,700.00	\$385,200.00		
645.851	WATER QUALITY MONITORING FOR CONSTRUCTION STORMWATER	HR	500.00	\$62.40	\$31,200.00		
645.852	FLOCCULANT TREATMENT SYSTEM OPERATION	HR	1,000.00	\$98.90	\$98,900.00		
646.2	TURF ESTABLISHMENT WITHOUT MULCH	A	80.00	\$1,430.00	\$114,400.00		
647.1	HUMUS	CY	34,700.00	\$16.60	\$576,020.00		
647.22	HUMUS, INTERMIXED, 2" DEE	CY	30.00	\$23.50	\$705.00		
647.29	WETLAND HUMUS	CY	5,950.00	\$19.20	\$114,240.00		
650.2	LANDSCAPING	U	1.00	\$120,000.00	\$120,000.00		
659.401	LANDSCAPE ESTABLISHMENT CREW (4 MEN- 8 HR DAY)	DAY	30.00	\$1,250.00	\$37,500.00		
662.281	DECOMMISSION DRILLED WELL	LF	800.00	\$13.50	\$10,800.00		
670.02	SEDIMENT SUMP MEASURING BLOCK	EA	8.00	\$390.00	\$3,120.00		
670.04501	CONSTRUCT AND REMOVE DIVERSION	U	1.00	\$7,495.00	\$7,495.00		
670.04502	CONSTRUCT AND REMOVE DIVERSION	U	1.00	\$144,000.00	\$144,000.00		
670.04503	CONSTRUCT AND REMOVE DIVERSION	U	1.00	\$8,210.00	\$8,210.00		
670.04504	CONSTRUCT AND REMOVE DIVERSION	U	1.00	\$11,700.00	\$11,700.00		
670.04601	CONSTRUCT AND REMOVE TEMPORARY WIDENING	U	1.00	\$12,500.00	\$12,500.00		
670.04602	CONSTRUCT AND REMOVE TEMPORARY WIDENING	U	1.00	\$87,700.00	\$87,700.00		

Item No:	Description	Unit	Quantity	Unit Price	Total	Unit Price	Total
670.066	MAILBOX SUPPORT ASSEMBLIES	EA	2.00	\$495.00	\$990.00		
670.101	TEMPORARY LIGHTING	U	2.00	\$2,080.00	\$4,160.00		
670.104	TEMPORARY PORTABLE LIGHTING	U	10.00	\$2,550.00	\$25,500.00		
670.813	CONSTRUCT ACCESS DRIVE CONNECTION AND ASSOCIATED MODIFICATIONS	U	1.00	\$416,500.00	\$416,500.00		
670.95	TEMPORARY SAFETY FENCE	LF	500.00	\$3.90	\$1,950.00		
671.603	3" PVC CONDUIT, SCHEDULE 80, DIRECTIONAL BORE	LF	685.00	\$78.00	\$53,430.00		
677.3101	WIRELESS COMMUNICATIONS EQUIPMENT	U	1.00	\$22,550.00	\$22,550.00		
677.3102	WIRELESS COMMUNICATIONS EQUIPMENT	U	1.00	\$22,550.00	\$22,550.00		
677.43	VARIABLE SPEED LIMIT SIGN SYSTEM	U	1.00	\$73,850.00	\$73,850.00		
677.4411	WEIGH STATION OPEN/CLOSED L.E.D. SIGN SYSTEM	U	1.00	\$78,000.00	\$78,000.00		
677.4412	WEIGH STATION OPEN/CLOSED L.E.D. SIGN SYSTEM	U	1.00	\$61,000.00	\$61,000.00		
677.51012	12-STRAND SINGLE MODE FIBER OPTIC CABLE	LF	4,650.00	\$3.60	\$16,740.00		
677.51072	72-STRAND SINGLE MODE FIBER OPTIC CABLE	LF	3,150.00	\$6.80	\$21,420.00		
677.53	FIBER OPTIC SPLICE	EA	4.00	\$3,640.00	\$14,560.00		
677.541	GROUND MOUNTED ITS EQUIPMENT CABINET	U	1.00	\$18,700.00	\$18,700.00		
677.561	FIBER OPTIC PATCH PANEL (12-POSITION)	EA	1.00	\$780.00	\$780.00		

Item No:	Description	Unit	Quantity	Unit Price	Total	Unit Price	Total
677.5821	100 MBPS FIBER ETHERNET SWITCH	EA	1.00	\$5,460.00	\$5,460.00		
677.64	UNINTERRUPTIBLE POWER SUPPLY (UPS)	EA	2.00	\$5,875.00	\$11,750.00		
677.9301	3-CONDUCTOR #0 AWG CABLE	LF	4,450.00	\$12.50	\$55,625.00		
677.9308	3-CONDUCTOR #8 AWG CABLE	LF	215.00	\$6.20	\$1,333.00		
692	MOBILIZATION	U	1.00	\$2,130,000.00	\$2,130,000.00		
693	ON-THE-JOB TRAINING OF UNSKILLED WORKERS	\$	3,000.00	\$1.00	\$3,000.00		
697.11	INVASIVE SPECIES CONTROL AND MANAGEMENT PLAN	U	1.00	\$4,160.00	\$4,160.00		
697.31	PROJECT OPERATIONS PLAN	U	1.00	\$5,200.00	\$5,200.00		
697.41	CRITICAL PATH METHOD (CPM) ELECTRONIC SCHEDULE	U	1.00	\$67,300.00	\$67,300.00		
698.11913	FIELD OFFICE (EQUIPMENT AND SUPPLIES)	MON	36.00	\$960.00	\$34,560.00		
698.2	PHYSICAL TESTING LABORATORY	MON	36.00	\$720.00	\$25,920.00		
699	MISCELLANEOUS TEMPORARY EROSION AND SEDIMENT CONTROL	\$	600,000.00	\$1.00	\$600,000.00		
1008.6	ALTERATIONS AND ADDITIONS AS NEEDED - DRINKING WATER RESOURCE PROTECTION	\$	25,000.00	\$1.00	\$25,000.00		
1008.8	ALTERATIONS AND ADDITIONS AS NEEDED - WINTER MAINTENANCE	\$	15,000.00	\$1.00	\$15,000.00		
1009.32	REMOVAL AND DISPOSAL OF ASBESTOS CONTAINING MATERIAL (ACM)	\$	60,000.00	\$1.00	\$60,000.00		
1010.15	FUEL ADJUSTMENT	\$	250,000.00	\$1.00	\$250,000.00		

Item No:	Description	Unit	Quantity	Unit Price	Total	Unit Price	Total
1010.2	ASPHALT CEMENT ADJUSTMENT	\$	100,000.00	\$1.00	\$100,000.00		
1010.3	QUALITY CONTROL QUALITY ASSURANCE (QC/QA) ASPHALT	\$	252,000.00	\$1.00	\$252,000.00		
							\$36,850,440.06

D

## A - PS&E Comparison

PS&E = NHDOT Cost Estimate

Item No:	Description	Unit	Quantity	A-Bidder		PS&E		A-PS&E Difference
				Unit Price	Total	Unit Price	Total	
201.1	CLEARING AND GRUBBING (F)	A	42.76	\$3,900.00	\$166,764.00	\$6,000.00	\$256,560.00	(\$89,796.00)
201.6	CLEARING FOR FENCE LINES (F)	A	1.45	\$3,000.00	\$4,350.00	\$3,000.00	\$4,350.00	\$0.00
201.881	INVASIVE SPECIES CONTROL TYPE I	SY	6,300.00	\$1.00	\$6,300.00	\$2.00	\$12,600.00	(\$6,300.00)
201.882	INVASIVE SPECIES CONTROL TYPE II	SY	2,300.00	\$1.00	\$2,300.00	\$2.50	\$5,750.00	(\$3,450.00)
202.31	FILL ABANDONED PIPE	CY	780.00	\$145.00	\$113,100.00	\$170.00	\$132,600.00	(\$19,500.00)
202.32	FILL AND ABANDON STRUCTUR	CY	350.00	\$125.00	\$43,750.00	\$190.00	\$66,500.00	(\$22,750.00)
202.41	REMOVAL OF EXISTING PIPE 0-24" DIAMETER	LF	9,900.00	\$8.00	\$79,200.00	\$9.00	\$89,100.00	(\$9,900.00)
202.42	REMOVAL OF EXISTING PIPE OVER 24" DIAMETER	LF	200.00	\$19.25	\$3,850.00	\$17.00	\$3,400.00	\$450.00
202.5	REMOVAL OF CATCH BASINS, DROP INLETS, AND MANHOLES	EA	70.00	\$125.00	\$8,750.00	\$250.00	\$17,500.00	(\$8,750.00)
202.7	REMOVAL OF GUARDRAIL	LF	17,600.00	\$0.90	\$15,840.00	\$2.00	\$35,200.00	(\$19,360.00)
203.1	COMMON EXCAVATION	CY	420,000.00	\$4.65	\$1,953,000.00	\$5.00	\$2,100,000.00	(\$147,000.00)
203.2	ROCK EXCAVATION	CY	302,000.00	\$10.00	\$3,020,000.00	\$11.00	\$3,322,000.00	(\$302,000.00)
203.52	IMPERVIOUS MATERIAL (F)	CY	14,772.00	\$10.45	\$154,367.40	\$10.00	\$147,720.00	\$6,647.40
203.5525	PORTABLE CHANGEABLE MESSAGE SIGN PLATFORM	U	9.00	\$945.00	\$8,505.00	\$1,000.00	\$9,000.00	(\$495.00)
203.55549	GUARDRAIL 50' EAGRT OFFSET PLATFORM	U	17.00	\$925.00	\$15,725.00	\$1,100.00	\$18,700.00	(\$2,975.00)
203.55559	GUARDRAIL 25' EAGRT OFFSET PLATFORM	U	1.00	\$700.00	\$700.00	\$1,000.00	\$1,000.00	(\$300.00)
203.6	EMBANKMENT-IN-PLACE (F)	CY	300,521.00	\$3.30	\$991,719.30	\$4.25	\$1,277,214.25	(\$285,494.95)
203.62	EMBANKMENT IN-PLACE, REPLACEMENT MATERIAL	CY	4,800.00	\$3.65	\$17,520.00	\$10.00	\$48,000.00	(\$30,480.00)
203.81	PRESPLITTING HOLES	LF	25,400.00	\$9.40	\$238,760.00	\$5.00	\$127,000.00	\$111,760.00
203.82	EXTRA DRILLED HOLES WITHOUT EXPLOSIVES	LF	6,000.00	\$2.00	\$12,000.00	\$4.00	\$24,000.00	(\$12,000.00)

# A - PS&E Comparison

PS&E = NHDOT Cost Estimate

Item No.	Description	Unit	Quantity	A-Bidder		PS&E		A-PS&E Difference
				Unit Price	Total	Unit Price	Total	
203.91	ROCK SCALING- HAND METHOD	HR	60.00	\$178.50	\$10,710.00	\$270.00	\$16,200.00	(\$5,490.00)
203.93	HYDROGEOLOGIST	U	1.00	\$9,185.00	\$9,185.00	\$35,000.00	\$35,000.00	(\$25,815.00)
203.94	BASELINE WATER SAMPLING	EA	648.00	\$190.00	\$123,120.00	\$60.00	\$38,880.00	\$84,240.00
203.95	EXTENDED WATER SAMPLING	EA	54.00	\$785.00	\$42,390.00	\$1,000.00	\$54,000.00	(\$11,610.00)
206.1	COMMON STRUCTURE EXCAVATION	CY	7,000.00	\$15.35	\$107,450.00	\$15.00	\$105,000.00	\$2,450.00
206.19	COMMON STRUCTURE EXCAVATION EXPLORATORY	CY	300.00	\$60.00	\$18,000.00	\$40.00	\$12,000.00	\$6,000.00
206.2	ROCK STRUCTURE EXCAVATION	CY	17,500.00	\$21.15	\$370,125.00	\$38.00	\$665,000.00	(\$294,875.00)
209.1	GRANULAR BACKFILL	CY	4,900.00	\$20.00	\$98,000.00	\$25.00	\$122,500.00	(\$24,500.00)
214	FINE GRADING	U	1.00	\$165,000.00	\$165,000.00	\$186,458.33	\$186,458.33	(\$21,458.33)
214.3	FINE GRADING EARTH BERMS IN ROCKCUTS	LF	1,760.00	\$8.50	\$14,960.00	\$3.50	\$6,160.00	\$8,800.00
224.1	HORIZONTAL DRAINS IN ROCK	LF	4,000.00	\$3.65	\$14,600.00	\$5.00	\$20,000.00	(\$5,400.00)
225.2	PRESTRESSED ROCK BOLTS	LF	400.00	\$160.00	\$64,000.00	\$140.00	\$56,000.00	\$8,000.00
225.3	ROCK DOWELS (UNTENSIONED ROCK BOLT)	LF	400.00	\$135.00	\$54,000.00	\$85.00	\$34,000.00	\$20,000.00
304.1	SAND (F)	CY	91,670.00	\$14.25	\$1,306,297.50	\$18.00	\$1,650,060.00	(\$343,762.50)
304.32	CRUSHED GRAVEL FOR SHOULDER LEVELING	TON	686.00	\$25.00	\$17,150.00	\$20.00	\$13,720.00	\$3,430.00
304.35	CRUSHED GRAVEL FOR DRIVES	CY	270.00	\$20.00	\$5,400.00	\$21.00	\$5,670.00	(\$270.00)
304.4	CRUSHED STONE (FINE GRADATION) (F)	CY	45,868.00	\$14.35	\$658,205.80	\$18.00	\$825,624.00	(\$167,418.20)
304.41	CRUSHED STONE (FINE) GRADATION FOR SHIM	CY	2,800.00	\$14.35	\$40,180.00	\$20.00	\$56,000.00	(\$15,820.00)
304.5	CRUSHED STONE (COARSE) GRADATION) (F)	CY	26,223.00	\$14.35	\$376,300.05	\$18.00	\$472,014.00	(\$95,713.95)

## A - PS&E Comparison

PS&E = NHDOT Cost Estimate

Item No:	Description	Unit	Quantity	A-Bidder		PS&E		A-PS&E Difference
				Unit Price	Total	Unit Price	Total	
315.5	CRUSHED STONE (ENERGY ABSORBING MATERIAL)	CY	1,130.00	\$17.65	\$19,944.50	\$26.00	\$29,380.00	(\$9,435.50)
403.11	HOT BITUMINOUS PAVEMENT, MACHINE METHOD	TON	2,870.00	\$65.30	\$187,411.00	\$80.00	\$229,600.00	(\$42,189.00)
403.11001	HOT BITUMINOUS PAVEMENT, MACHINE METHOD (QC/QA TIER 1)	TON	71,000.00	\$57.65	\$4,093,150.00	\$65.00	\$4,615,000.00	(\$521,850.00)
403.11002	HOT BITUMINOUS PAVEMENT, MACHINE METHOD (QC/QA TIER 2)	TON	5,000.00	\$62.00	\$310,000.00	\$65.00	\$325,000.00	(\$15,000.00)
403.1109	HOT BITUMINOUS PAVEMENT, MACHINE METHOD, HIGH STRENGTH	TON	3,840.00	\$76.00	\$291,840.00	\$76.00	\$291,840.00	\$0.00
403.12	HOT BITUMINOUS PAVEMENT, HAND METHOD	TON	950.00	\$107.10	\$101,745.00	\$110.00	\$104,500.00	(\$2,755.00)
403.4	MATERIAL TRANSFER VEHICLE (MTV)	TON	80,000.00	\$1.27	\$101,600.00	\$1.00	\$80,000.00	\$21,600.00
403.6	PAVEMENT JOINT ADHESIVE	LF	397,400.00	\$0.25	\$99,350.00	\$0.25	\$99,350.00	\$0.00
403.98	HOT BITUMINOUS CONCRETE LEVELING, MACHINE METHOD	TON	230.00	\$76.00	\$17,480.00	\$85.00	\$19,550.00	(\$2,070.00)
403.99	TEMPORARY BITUMINOUS PAVEMENT	TON	7,750.00	\$63.25	\$490,187.50	\$70.00	\$542,500.00	(\$52,312.50)
415.8	GLASS FIBER PAVEMENT REINFORCEMENT MESH	SY	5,200.00	\$15.30	\$79,560.00	\$12.00	\$62,400.00	\$17,160.00
417	COLD PLANING BITUMINOUS SURFACES	SY	46,170.00	\$1.53	\$70,640.10	\$2.25	\$103,882.50	(\$33,242.40)
417.416	RUMBLE STRIPS, 16" WIDE	LF	49,400.00	\$0.22	\$10,868.00	\$0.60	\$29,640.00	(\$18,772.00)
417.53	REMOVE AND INLAY EXISTING RUMBLE STRIPS	LF	1,400.00	\$2.04	\$2,856.00	\$1.50	\$2,100.00	\$756.00
502.101	REMOVAL OF EXISTING BRIDGE STRUCTURE	U	1.00	\$110,000.00	\$110,000.00	\$145,000.00	\$145,000.00	(\$35,000.00)
502.102	REMOVAL OF EXISTING BRIDGE STRUCTURE	U	1.00	\$77,400.00	\$77,400.00	\$155,000.00	\$155,000.00	(\$77,600.00)



# A - PS&E Comparison

PS&E = NHDOT Cost Estimate

Item No:	Description	Unit	A-Bidder		PS&E		A-PS&E Difference	
			Quantity	Unit Price	Total	Unit Price		Total
503.101	WATER DIVERSION STRUCTURE	U	1.00	\$1,500.00	\$1,500.00	\$8,000.00	\$8,000.00	(\$6,500.00)
503.102	WATER DIVERSION STRUCTURE	U	1.00	\$5,000.00	\$5,000.00	\$8,000.00	\$8,000.00	(\$3,000.00)
503.103	WATER DIVERSION STRUCTURE	U	1.00	\$6,720.00	\$6,720.00	\$8,000.00	\$8,000.00	(\$1,280.00)
503.104	WATER DIVERSION STRUCTURE	U	1.00	\$16,115.00	\$16,115.00	\$20,000.00	\$20,000.00	(\$3,885.00)
503.105	WATER DIVERSION STRUCTURE	U	1.00	\$5,100.00	\$5,100.00	\$5,000.00	\$5,000.00	\$100.00
503.111	WATER DIVERSION STRUCTURE	U	1.00	\$3,500.00	\$3,500.00	\$8,000.00	\$8,000.00	(\$4,500.00)
503.112	WATER DIVERSION STRUCTURE	U	1.00	\$9,700.00	\$9,700.00	\$12,000.00	\$12,000.00	(\$2,300.00)
503.113	WATER DIVERSION STRUCTURE	U	1.00	\$6,900.00	\$6,900.00	\$6,000.00	\$6,000.00	\$900.00
503.114	WATER DIVERSION STRUCTURE	U	1.00	\$1,000.00	\$1,000.00	\$6,000.00	\$6,000.00	(\$5,000.00)
503.115	WATER DIVERSION STRUCTURE	U	1.00	\$1,700.00	\$1,700.00	\$8,000.00	\$8,000.00	(\$6,300.00)
503.116	WATER DIVERSION STRUCTURE	U	1.00	\$3,225.00	\$3,225.00	\$7,000.00	\$7,000.00	(\$3,775.00)
503.117	WATER DIVERSION STRUCTURE	U	1.00	\$2,000.00	\$2,000.00	\$10,000.00	\$10,000.00	(\$8,000.00)
503.118	WATER DIVERSION STRUCTURE	U	1.00	\$2,600.00	\$2,600.00	\$5,000.00	\$5,000.00	(\$2,400.00)
503.201	COFFERDAMS	U	1.00	\$16,000.00	\$16,000.00	\$11,000.00	\$11,000.00	\$5,000.00
503.202	COFFERDAMS	U	1.00	\$50,000.00	\$50,000.00	\$8,800.00	\$8,800.00	\$41,200.00
503.203	COFFERDAMS	U	1.00	\$66,700.00	\$66,700.00	\$15,200.00	\$15,200.00	\$51,500.00
506.4	STEEL SHEETING FOR ENVIRONMENTAL PROTECTION	SY	660.00	\$100.00	\$66,000.00	\$80.00	\$52,800.00	\$13,200.00
508	STRUCTURAL FILL	CY	60.00	\$30.00	\$1,800.00	\$34.00	\$2,040.00	(\$240.00)

## A - PS&E Comparison

PS&E = NHDOT Cost Estimate

Item No.	Description	Unit	A-Bidder		PS&E		Total	A-PS&E Difference
			Quantity	Unit Price	Total	Unit Price		
509.1	MOBILIZATION AND DEMOBIL OF DRILLED SHAFT DRILLING EQUIPMENT	U	1.00	\$12,750.00	\$12,750.00	\$25,000.00	\$25,000.00	(\$12,250.00)
509.2	DRILLED SHAFT	LF	841.00	\$189.00	\$158,949.00	\$220.00	\$185,020.00	(\$26,071.00)
520.0001	PRECAST CONCRETE BOX CULVERT (CONCRETE CLASS AAA)	U	1.00	\$62,150.00	\$62,150.00	\$26,000.00	\$26,000.00	\$36,150.00
520.1	CONCRETE CLASS A	CY	150.00	\$900.00	\$135,000.00	\$700.00	\$105,000.00	\$30,000.00
520.2	CONCRETE CLASS B	CY	160.00	\$360.00	\$57,600.00	\$300.00	\$48,000.00	\$9,600.00
544.1	REINFORCING STEEL (ROADWAY)	LB	8,000.00	\$1.80	\$14,400.00	\$1.00	\$8,000.00	\$6,400.00
585.2	STONE FILL, CLASS B	CY	5,000.00	\$15.75	\$78,750.00	\$20.00	\$100,000.00	(\$21,250.00)
585.3	STONE FILL, CLASS C	CY	5,200.00	\$22.00	\$114,400.00	\$25.00	\$130,000.00	(\$15,600.00)
585.4	STONE FILL, CLASS D	CY	180.00	\$25.00	\$4,500.00	\$35.00	\$6,300.00	(\$1,800.00)
585.5	STONE FILL, CLASS E	CY	1,500.00	\$17.25	\$25,875.00	\$32.00	\$48,000.00	(\$22,125.00)
585.7	STONE FILL, CLASS G	CY	185.00	\$25.05	\$4,634.25	\$32.00	\$5,920.00	(\$1,285.75)
593.231	GEOTEXTILE; SEPARATION CL. 3, NON-WOVEN	SY	9,200.00	\$2.00	\$18,400.00	\$2.50	\$23,000.00	(\$4,600.00)
593.411	GEOTEXTILE; PERM. CONTROL CL. 1, NON-WOVEN	SY	27,500.00	\$2.00	\$55,000.00	\$2.50	\$68,750.00	(\$13,750.00)
593.521	PVC GEOMEMBRANE LINER (40 MIL)	SY	5,200.00	\$2.00	\$10,400.00	\$2.50	\$13,000.00	(\$2,600.00)
594.2	WOOD PANEL SOUND ABATEMENT WALL	SF	16,528.00	\$20.40	\$337,171.20	\$21.00	\$347,088.00	(\$9,916.80)
602.32412	CURED-IN-PLACE LINER FOR 24" RCP	LF	380.00	\$125.00	\$47,500.00	\$250.00	\$95,000.00	(\$47,500.00)
602.33012	CURED-IN-PLACE LINER FOR 30" RCP	LF	270.00	\$184.25	\$49,747.50	\$325.00	\$87,750.00	(\$38,002.50)
602.34812	CURED-IN-PLACE LINER FOR 48" RCP	LF	300.00	\$322.60	\$96,780.00	\$540.00	\$162,000.00	(\$65,220.00)
603.0001	VIDEO INSPECTION	LF	30,800.00	\$0.70	\$21,560.00	\$0.90	\$27,720.00	(\$6,160.00)
603.00212	12" R.C. PIPE, 2000D	LF	200.00	\$50.85	\$10,170.00	\$30.00	\$6,000.00	\$4,170.00
603.00215	15" R.C. PIPE, 2000D	LF	3,200.00	\$36.00	\$115,200.00	\$38.00	\$121,600.00	(\$6,400.00)

# A - PS&E Comparison

PS&E = NHDOT Cost Estimate

Item No:	Description	Unit	Quantity	A-Bidder		PS&E		A-PS&E Difference
				Unit Price	Total	Unit Price	Total	
603.00218	18" R.C. PIPE, 2000D	LF	1,000.00	\$47.75	\$47,750.00	\$42.00	\$42,000.00	\$5,750.00
603.00224	24" R.C. PIPE, 2000D	LF	2,000.00	\$62.75	\$125,500.00	\$50.00	\$100,000.00	\$25,500.00
603.00230	30" R.C. PIPE, 2000D	LF	260.00	\$73.45	\$19,097.00	\$60.00	\$15,600.00	\$3,497.00
603.00236	36" R.C. PIPE, 2000D	LF	140.00	\$88.70	\$12,418.00	\$75.00	\$10,500.00	\$1,918.00
603.00315	15" R.C. PIPE, 3000D	LF	100.00	\$41.50	\$4,150.00	\$40.00	\$4,000.00	\$150.00
603.00318	18" R.C. PIPE, 3000D	LF	120.00	\$60.25	\$7,230.00	\$43.00	\$5,160.00	\$2,070.00
603.00324	24" R.C. PIPE, 3000D	LF	1,040.00	\$107.00	\$111,280.00	\$54.00	\$56,160.00	\$55,120.00
603.00330	30" R.C. PIPE, 3000D	LF	200.00	\$121.00	\$24,200.00	\$72.00	\$14,400.00	\$9,800.00
603.00436	36" R.C. PIPE, 3750D	LF	30.00	\$175.00	\$5,250.00	\$92.00	\$2,760.00	\$2,490.00
603.00448	48" R.C. PIPE, 3750D	LF	70.00	\$141.00	\$9,870.00	\$140.00	\$9,800.00	\$70.00
603.30115	15" R.C. END SECTIONS	EA	5.00	\$625.00	\$3,125.00	\$500.00	\$2,500.00	\$625.00
603.30118	18" R.C. END SECTIONS	EA	3.00	\$675.00	\$2,025.00	\$600.00	\$1,800.00	\$225.00
603.30124	24" R.C. END SECTIONS	EA	5.00	\$825.00	\$4,125.00	\$650.00	\$3,250.00	\$875.00
603.30136	36" R.C. END SECTIONS	EA	3.00	\$1,400.00	\$4,200.00	\$1,100.00	\$3,300.00	\$900.00
603.36112	12" ALUMINIZED STEEL END SECTION	EA	7.00	\$155.00	\$1,085.00	\$225.00	\$1,575.00	(\$490.00)
603.36115	15" ALUMINIZED STEEL END SECTION	EA	8.00	\$205.00	\$1,640.00	\$300.00	\$2,400.00	(\$760.00)
603.36118	18" ALUMINIZED STEEL END SECTION	EA	15.00	\$250.00	\$3,750.00	\$325.00	\$4,875.00	(\$1,125.00)
603.36124	24" ALUMINIZED STEEL END SECTION	EA	9.00	\$345.00	\$3,105.00	\$425.00	\$3,825.00	(\$720.00)
603.36136	36" ALUMINIZED STEEL END SECTION	EA	1.00	\$930.00	\$930.00	\$750.00	\$750.00	\$180.00
603.40012	12" PIPE FOR SLOPE DRAIN.	LF	300.00	\$25.00	\$7,500.00	\$25.00	\$7,500.00	\$0.00
603.40015	15" PIPE FOR SLOPE DRAIN.	LF	120.00	\$35.00	\$4,200.00	\$40.00	\$4,800.00	(\$600.00)
603.40018	18" PIPE FOR SLOPE DRAIN.	LF	35.00	\$42.55	\$1,489.25	\$50.00	\$1,750.00	(\$260.75)
603.40024	24" PIPE FOR SLOPE DRAIN.	LF	140.00	\$45.00	\$6,300.00	\$55.00	\$7,700.00	(\$1,400.00)
603.82212	12" PE PIPE (TYPE S)	LF	220.00	\$34.10	\$7,502.00	\$34.00	\$7,480.00	\$22.00

# A - PS&E Comparison

PS&E = NHDOT Cost Estimate

Item No:	Description	Unit	Quantity	A-Bidder		PS&E		A-PS&E Difference
				Unit Price	Total	Unit Price	Total	
603.82215	15" PE PIPE (TYPE S)	LF	14,200.00	\$26.95	\$382,690.00	\$35.00	\$497,000.00	(\$114,310.00)
603.82218	18" PE PIPE (TYPE S)	LF	2,500.00	\$29.00	\$72,500.00	\$38.00	\$95,000.00	(\$22,500.00)
603.82224	24" PE PIPE (TYPE S)	LF	5,900.00	\$39.55	\$233,345.00	\$44.00	\$259,600.00	(\$26,255.00)
603.82230	30" PE PIPE (TYPE S)	LF	900.00	\$56.15	\$50,535.00	\$55.00	\$49,500.00	\$1,035.00
604.0007	POLYETHYLENE LINER	EA	145.00	\$135.00	\$19,575.00	\$190.00	\$27,550.00	(\$7,975.00)
604.12	CATCH BASINS TYPE B	U	93.00	\$1,925.00	\$179,025.00	\$1,950.00	\$181,350.00	(\$2,325.00)
604.125	CATCH BASINS TYPE B, 5-FOOT DIAMETER	U	27.00	\$2,450.00	\$66,150.00	\$2,500.00	\$67,500.00	(\$1,350.00)
604.126	CATCH BASINS TYPE B, 6-FOOT DIAMETER	U	8.00	\$2,800.00	\$22,400.00	\$3,100.00	\$24,800.00	(\$2,400.00)
604.128	CATCH BASINS TYPE B, 8-FOOT DIAMETER	U	3.00	\$5,850.00	\$17,550.00	\$7,500.00	\$22,500.00	(\$4,950.00)
604.13	CATCH BASINS TYPE C	U	7.00	\$1,800.00	\$12,600.00	\$1,525.00	\$10,675.00	\$1,925.00
604.15	CATCH BASINS TYPE E	U	80.00	\$2,075.00	\$166,000.00	\$2,100.00	\$168,000.00	(\$2,000.00)
604.155	CATCH BASINS TYPE E, 5-FOOT DIAMETER	U	17.00	\$2,795.00	\$47,515.00	\$2,800.00	\$47,600.00	(\$85.00)
604.156	CATCH BASINS TYPE E, 6-FOOT DIAMETER	U	8.00	\$3,425.00	\$27,400.00	\$3,400.00	\$27,200.00	\$200.00
604.158	CATCH BASINS TYPE E, 8-FOOT DIAMETER	U	1.00	\$6,300.00	\$6,300.00	\$7,000.00	\$7,000.00	(\$700.00)
604.16	CATCH BASINS TYPE F	U	32.00	\$1,985.00	\$63,520.00	\$2,000.00	\$64,000.00	(\$480.00)
604.165	CATCH BASINS TYPE F, 5-FOOT DIAMETER	U	2.00	\$2,840.00	\$5,680.00	\$2,800.00	\$5,600.00	\$80.00
604.22	DROP INLETS TYPE B	U	21.00	\$1,240.00	\$26,040.00	\$1,400.00	\$29,400.00	(\$3,360.00)
604.32	DRAINAGE MANHOLES	U	25.00	\$1,910.00	\$47,750.00	\$2,000.00	\$50,000.00	(\$2,250.00)
604.325	DRAINAGE MANHOLES, 5-FOOT DIAMETER	U	6.00	\$2,485.00	\$14,910.00	\$2,600.00	\$15,600.00	(\$690.00)
604.326	DRAINAGE MANHOLES, 6-FOOT	U	1.00	\$3,045.00	\$3,045.00	\$3,200.00	\$3,200.00	(\$155.00)
604.328	DRAINAGE MANHOLES, 8-FOOT DIAMETER	U	1.00	\$6,225.00	\$6,225.00	\$7,000.00	\$7,000.00	(\$775.00)
604.4	RECONSTRUCTING/ADJUST ING CATCH BASIN & DROP INLET	LF	130.00	\$350.00	\$45,500.00	\$325.00	\$42,250.00	\$3,250.00

# A - PS&E Comparison

PS&E = NHDOT Cost Estimate

Item No:	Description	Unit	Quantity	A-Bidder		PS&E		A-PS&E Difference
				Unit Price	Total	Unit Price	Total	
604.52	RECONSTRUCTING/ADJUSTING DRAINAGE MANHOLES	LF	3.00	\$300.00	\$900.00	\$400.00	\$1,200.00	(\$300.00)
604.62	DRAINAGE MANHOLE COVERS AND FRAMES	EA	2.00	\$500.00	\$1,000.00	\$600.00	\$1,200.00	(\$200.00)
604.75	GRATES & FRAMES, TYPE E	EA	2.00	\$650.00	\$1,300.00	\$700.00	\$1,400.00	(\$100.00)
604.91089	MODIFY EXISTING OUTLET CONTROL STRUCTURE	U	1.00	\$2,000.00	\$2,000.00	\$5,000.00	\$5,000.00	(\$3,000.00)
604.9109	OUTLET CONTROL STRUCTURE	U	1.00	\$3,690.00	\$3,690.00	\$4,000.00	\$4,000.00	(\$310.00)
604.9114	OUTLET CONTROL STRUCTURE, 5' X 5' WITH 36" X 36" SLUICE GATE	U	1.00	\$11,535.00	\$11,535.00	\$14,500.00	\$14,500.00	(\$2,965.00)
604.9116	OUTLET CONTROL STRUCTURE 4'X4' W/18"X18" SLUICE GATE	U	1.00	\$9,150.00	\$9,150.00	\$12,000.00	\$12,000.00	(\$2,850.00)
604.9119	OUTLET CONTROL STRUCTURE, 5'X 5'	U	1.00	\$7,485.00	\$7,485.00	\$14,500.00	\$14,500.00	(\$7,015.00)
604.9123	OUTLET CONTROL STRUCTURE, 4'X4' W/24"X24" SLUICE GATE	U	1.00	\$10,885.00	\$10,885.00	\$14,500.00	\$14,500.00	(\$3,615.00)
604.9125	OUTLET CONTROL STRUCTURE, 6' X 6', WITH 30" X 30" SLUICE GATE	U	1.00	\$12,755.00	\$12,755.00	\$14,500.00	\$14,500.00	(\$1,745.00)
604.9129	OUTLET CONTROL STRUCTURE 4'X8' W/18"X18" SLUICE GATE	U	1.00	\$13,125.00	\$13,125.00	\$14,500.00	\$14,500.00	(\$1,375.00)
604.9130	OUTLET CONTROL STRUCTURE, 4' DIAMETER	U	1.00	\$2,750.00	\$2,750.00	\$4,000.00	\$4,000.00	(\$1,250.00)
604.9131	OUTLET CONTROL STRUCTURE, 4' DIAMETER	U	1.00	\$2,675.00	\$2,675.00	\$4,000.00	\$4,000.00	(\$1,325.00)
604.9132	OUTLET CONTROL STRUCTURE, 4' DIAMETER	U	1.00	\$2,800.00	\$2,800.00	\$4,000.00	\$4,000.00	(\$1,200.00)
604.9133	OUTLET CONTROL STRUCTURE, 4' DIAMETER	U	1.00	\$2,670.00	\$2,670.00	\$4,000.00	\$4,000.00	(\$1,330.00)
604.921	LEACHING CHAMBER TYPE 1	U	2.00	\$2,700.00	\$5,400.00	\$1,600.00	\$3,200.00	\$2,200.00

## A - PS&E Comparison

PS&E = NHDOT Cost Estimate

Item No:	Description	Unit	A-Bidder		PS&E		A-PS&E Difference	
			Quantity	Unit Price	Total	Unit Price		Total
604.9219	LEACHING CHAMBER, TYPE 1, DEPARTMENT SUPPLIED	U	6.00	\$1,400.00	\$8,400.00	\$1,000.00	\$6,000.00	\$2,400.00
604.922	LEACHING CHAMBER TYPE 2	U	2.00	\$2,600.00	\$5,200.00	\$1,600.00	\$3,200.00	\$2,000.00
604.9229	LEACHING CHAMBER TYPE 2, DEPARTMENT SUPPLIED	U	5.00	\$1,400.00	\$7,000.00	\$1,000.00	\$5,000.00	\$2,000.00
605.506	6" PERF. CORR. POLYETHYL PIPE UND.	LF	32,000.00	\$16.50	\$528,000.00	\$17.50	\$560,000.00	(\$32,000.00)
605.79	UNDERDRAIN FLUSHING BASINS	EA	58.00	\$250.00	\$14,500.00	\$400.00	\$23,200.00	(\$8,700.00)
605.82251	24" AGGRE. UND. TYPE 2 WITH 6" P.C. POLY PIPE	LF	16,900.00	\$21.50	\$363,350.00	\$26.00	\$439,400.00	(\$76,050.00)
606.1254	BEAM GUARDRAIL (TERM. UNI TYPE EAGRT 50 FT) (STEEL POST)	U	17.00	\$1,875.00	\$31,875.00	\$2,000.00	\$34,000.00	(\$2,125.00)
606.1255	BEAM GUARDRAIL (TERM. UNI TYPE EAGRT 25 FT) (STEEL-POST)	U	1.00	\$1,600.00	\$1,600.00	\$1,750.00	\$1,750.00	(\$150.00)
606.1442	BEAM GUARDRAIL (THRIE BEAM) INCLUDING TRAN. SECTION	LF	6.25	\$40.00	\$250.00	\$35.00	\$218.75	\$31.25
606.147	BEAM GUARDRAIL (TERMINAL UNIT TYPE G-2)	U	14.00	\$485.00	\$6,790.00	\$500.00	\$7,000.00	(\$210.00)
606.18001	31" W-BEAM GUARDRAIL WITH 8" OFFSET BLOCK (STEEL POSTS)	LF	13,700.00	\$14.50	\$198,650.00	\$16.50	\$226,050.00	(\$27,400.00)
606.417	PORTABLE CONCRETE BARRIER FOR TRAFFIC CONTROL	LF	22,300.00	\$31.00	\$691,300.00	\$27.00	\$602,100.00	\$89,200.00
606.91	RESETTING OR SETTING GUARDRAIL	LF	2,900.00	\$9.50	\$27,550.00	\$18.00	\$52,200.00	(\$24,650.00)
606.913	RESETTING GUARDRAIL, RAIL ONLY	LF	12,450.00	\$4.17	\$51,916.50	\$5.00	\$62,250.00	(\$10,333.50)
606.93	TEMPORARY BEAM GUARDRAIL	LF	270.00	\$11.50	\$3,105.00	\$12.00	\$3,240.00	(\$135.00)

# A - PS&E Comparison

PS&E = NHDOT Cost Estimate

Item No:	Description	Unit	Quantity	A-Bidder		PS&E		A-PS&E Difference
				Unit Price	Total	Unit Price	Total	
606.9522	TEMP. IMPACT ATTENUATION DEVICE (NON-REDIRECTIVE) TEST LEVEL 2	U	4.00	\$3,675.00	\$14,700.00	\$3,600.00	\$14,400.00	\$300.00
606.9523	TEMP. IMPACT ATTENUATION DEVICE (NON-REDIRECTIVE), TEST LEVEL 3	U	7.00	\$6,615.00	\$46,305.00	\$3,850.00	\$26,950.00	\$19,355.00
607.146	WOVEN WIRE FENCE 4'-6" HIGH	LF	21,700.00	\$5.25	\$113,925.00	\$7.00	\$151,900.00	(\$37,975.00)
607.250	CHAIN LINK FENCE WITH ALUMINUM COATED STEEL FABRIC, 5' HIGH	LF	2,150.00	\$13.00	\$27,950.00	\$14.00	\$30,100.00	(\$2,150.00)
607.260	CHAIN LINK FENCE WITH ALUMINUM COATED STEEL FABRIC, 6 FEET	LF	1,400.00	\$16.00	\$22,400.00	\$19.00	\$26,600.00	(\$4,200.00)
607.4146	POST ASSEMBLIES FOR WOVEN WIRE FENCE, 4'-6" HIGH	EA	80.00	\$165.00	\$13,200.00	\$225.00	\$18,000.00	(\$4,800.00)
607.4250	POST ASSEMBLIES FOR CHAIN LINK FENCE, 5' HIGH	EA	17.00	\$140.00	\$2,380.00	\$175.00	\$2,975.00	(\$595.00)
607.4260	POST ASSEMBLIES FOR CHAIN LINK FENCE, 6' HIGH	EA	22.00	\$145.00	\$3,190.00	\$190.00	\$4,180.00	(\$990.00)
607.73518	18 FT. OPENING DBL. GATE CHAIN LINK / VINYL-CTD STEEL FABRIC, 5' HIGH	EA	4.00	\$1,750.00	\$7,000.00	\$2,000.00	\$8,000.00	(\$1,000.00)
607.73618	18' OPENING DOUBLE GATE, CHAIN LINK VINYL COATED STEEL FABRIC, 6' HIGH	U	2.00	\$1,840.00	\$3,680.00	\$1,700.00	\$3,400.00	\$280.00
608.12	2" BITUMINOUS SIDEWALK (F)	SY	1,351.00	\$13.25	\$17,900.75	\$14.50	\$19,589.50	(\$1,688.75)
608.24	4" CONCRETE SIDEWALK (F)	SY	142.00	\$34.00	\$4,828.00	\$38.00	\$5,396.00	(\$568.00)
608.26	6" CONCRETE SIDEWALK (F)	SY	673.00	\$37.00	\$24,901.00	\$41.00	\$27,593.00	(\$2,692.00)
608.28	8" CONCRETE SIDEWALK (F)	SY	328.00	\$40.00	\$13,120.00	\$43.00	\$14,104.00	(\$984.00)

## A - PS&E Comparison

Item No:	Description	Unit	Quantity	A-Bidder		PS&E		A-PS&E Difference
				Unit Price	Total	Unit Price	Total	
608.54	DETECTABLE WARNING DEVICES, CAST IRON	SY	16.00	\$350.00	\$5,600.00	\$390.00	\$6,240.00	(\$640.00)
609.01	STRAIGHT GRANITE CURB	LF	4,300.00	\$19.00	\$81,700.00	\$17.00	\$73,100.00	\$8,600.00
609.02	CURVED GRANITE CURB	LF	60.00	\$30.00	\$1,800.00	\$28.00	\$1,680.00	\$120.00
609.214	STRAIGHT GRANITE SLOPE CURB, 4" HIGH	LF	110.00	\$16.00	\$1,760.00	\$14.00	\$1,540.00	\$220.00
609.216	STRAIGHT GRANITE SLOPE CURB 6" HIGH	LF	8,740.00	\$18.00	\$157,320.00	\$16.00	\$139,840.00	\$17,480.00
609.224	STRAIGHT GRANITE SLOPE CURB WITH RADIAL JOINTS, 4" HIGH	LF	10.00	\$16.35	\$163.50	\$14.00	\$140.00	\$23.50
609.226	STRAIGHT GRANITE SLOPE CURB WITH RADIAL JOINTS, 6" HIGH	LF	340.00	\$18.70	\$6,358.00	\$14.25	\$4,845.00	\$1,513.00
609.23	CURVED GRANITE SLOPE CURB	LF	10.00	\$64.00	\$640.00	\$65.00	\$650.00	(\$10.00)
609.5	RESET GRANITE CURB	LF	9,793.00	\$7.50	\$73,447.50	\$7.00	\$68,551.00	\$4,896.50
609.811	BITUMINOUS CURB, TYPE B (4" REVEAL)	LF	7,800.00	\$3.57	\$27,846.00	\$4.50	\$35,100.00	(\$7,254.00)
611.05208	8" CEMENT LINED DUCTILE IRON WATER PIPE, CL 52	LF	735.00	\$75.00	\$55,125.00	\$75.00	\$55,125.00	\$0.00
611.5202	2" CURB STOP VALVE	EA	4.00	\$600.00	\$2,400.00	\$300.00	\$1,200.00	\$1,200.00
611.6002	2" HDPE WATER PIPE	LF	1,850.00	\$30.00	\$55,500.00	\$28.00	\$51,800.00	\$3,700.00
611.70002	2" FITTINGS	EA	15.00	\$245.00	\$3,675.00	\$100.00	\$1,500.00	\$2,175.00
611.70008	8" FITTING	EA	6.00	\$400.00	\$2,400.00	\$330.00	\$1,980.00	\$420.00
611.74	CHLORINE INJECTION TAP	EA	3.00	\$800.00	\$2,400.00	\$1,500.00	\$4,500.00	(\$2,100.00)
611.90001	ADJUSTING WATER GATES AND SHUTOFFS SET BY OTHERS	EA	6.00	\$135.00	\$810.00	\$125.00	\$750.00	\$60.00
611.951	WATER MAIN INSULATION	SY	20.00	\$16.15	\$323.00	\$12.00	\$240.00	\$83.00
611.99	TEMPORARY WATER SERVICE AND APPURTENANCES	U	1.00	\$20,000.00	\$20,000.00	\$14,000.00	\$14,000.00	\$6,000.00
614.321	2" STEEL CONDUIT	LF	32.00	\$10.00	\$320.00	\$8.50	\$272.00	\$48.00
614.331	3" STEEL CONDUIT	LF	800.00	\$15.00	\$12,000.00	\$15.50	\$12,400.00	(\$400.00)



# A - PS&E Comparison

PS&E = NHDOT Cost Estimate

Item No:	Description	Unit	Quantity	A-Bidder		PS&E		A-PS&E Difference
				Unit Price	Total	Unit Price	Total	
614.511	CONCRETE PULL BOX 14"	EA	20.00	\$300.00	\$6,000.00	\$300.00	\$6,000.00	\$0.00
614.512	CONCRETE PULL BOX 18"	EA	17.00	\$550.00	\$9,350.00	\$325.00	\$5,525.00	\$3,825.00
614.5183	30 INCH CONCRETE FIBER OPTIC MANHOLE	EA	3.00	\$1,800.00	\$5,400.00	\$1,850.00	\$5,550.00	(\$150.00)
614.523	MOLDED PULL BOX 17"X30"	EA	39.00	\$295.00	\$11,505.00	\$350.00	\$13,650.00	(\$2,145.00)
614.72114	2" PVC CONDUIT, SCHEDULE 40	LF	70.00	\$10.00	\$700.00	\$5.25	\$367.50	\$332.50
614.73114	3" PVC CONDUIT, SCHEDULE 40	LF	7,200.00	\$7.00	\$50,400.00	\$6.85	\$49,320.00	\$1,080.00
614.73118	3" PVC CONDUIT, SCHEDULE 80	LF	1,800.00	\$12.00	\$21,600.00	\$14.00	\$25,200.00	(\$3,600.00)
614.73214	3" 2-DUCT PVC CONDUIT, SCHEDULE 40	LF	105.00	\$10.00	\$1,050.00	\$10.50	\$1,102.50	(\$52.50)
614.73218	3" 2-DUCT PVC CONDUIT SCHEDULE 80	LF	130.00	\$15.00	\$1,950.00	\$13.00	\$1,690.00	\$260.00
614.74221	4" 2-DUCT HDPE CONDUIT, SDR 13.5	LF	2,750.00	\$17.50	\$48,125.00	\$17.00	\$46,750.00	\$1,375.00
615.012	TRAFFIC SIGN TYPE A, BREAKAWAY MOUNTS (F)	SF	729.00	\$61.50	\$44,833.50	\$70.00	\$51,030.00	(\$6,196.50)
615.013	REMOVING TRAFFIC SIGN TYPE A	U	8.00	\$450.00	\$3,600.00	\$345.00	\$2,760.00	\$840.00
615.014	RELOCATING TRAFFIC SIGN, TYPE A	U	2.00	\$5,000.00	\$10,000.00	\$1,000.00	\$2,000.00	\$8,000.00
615.02	TRAFFIC SIGN TYPE B (F)	SF	217.00	\$40.00	\$8,680.00	\$55.00	\$11,935.00	(\$3,255.00)
615.022	TRAFFIC SIGN TYPE B, BREAKAWAY MOUNTS (F)	SF	116.00	\$95.00	\$11,020.00	\$140.00	\$16,240.00	(\$5,220.00)
615.03	TRAFFIC SIGN TYPE C (F)	SF	435.25	\$40.00	\$17,410.00	\$63.00	\$27,420.75	(\$10,010.75)
615.032	TRAFFIC SIGN TYPE C, BREAKAWAY MOUNTS (F)	SF	185.00	\$145.00	\$26,825.00	\$95.00	\$17,575.00	\$9,250.00
615.04	TRAFFIC SIGN TYPE AA (F)	SF	1,002.00	\$17.00	\$17,034.00	\$17.50	\$17,535.00	(\$501.00)
615.045	TRAFFIC SIGN TYPE AA, ON EXISTING FACILITIES	SF	994.50	\$18.00	\$17,901.00	\$25.00	\$24,862.50	(\$6,961.50)
615.06	TRAFFIC SIGN TYPE CC (F)	SF	198.53	\$10.00	\$1,985.30	\$11.00	\$2,183.83	(\$198.53)
615.10001	FULL TRAFFIC SIGN STRUCTURE	U	1.00	\$50,000.00	\$50,000.00	\$75,000.00	\$75,000.00	(\$25,000.00)

# A - PS&E Comparison

PS&E = NHDOT Cost Estimate

Item No:	Description	Unit	Quantity	A-Bidder		PS&E		A-PS&E Difference
				Unit Price	Total	Unit Price	Total	
615.10002	FULL TRAFFIC SIGN STRUCTURE	U	1.00	\$82,500.00	\$82,500.00	\$75,000.00	\$75,000.00	\$7,500.00
615.20001	CANTILEVER TRAFFIC SIGN STRUCTURE	U	1.00	\$32,500.00	\$32,500.00	\$45,000.00	\$45,000.00	(\$12,500.00)
615.20591	RETROFIT EXISTING OVERHEAD SIGN STRUCTURE	U	1.00	\$18,275.00	\$18,275.00	\$20,000.00	\$20,000.00	(\$1,725.00)
616.101	TRAFFIC SIGNALS	U	1.00	\$100,450.00	\$100,450.00	\$90,000.00	\$90,000.00	\$10,450.00
616.102	TRAFFIC SIGNALS	U	1.00	\$99,750.00	\$99,750.00	\$95,000.00	\$95,000.00	\$4,750.00
616.141	COMPUTER EQUIPMENT AND SOFTWARE	U	1.00	\$11,500.00	\$11,500.00	\$10,000.00	\$10,000.00	\$1,500.00
616.151	TRAFFIC SIGNAL (FIBER OPTIC)	U	1.00	\$15,000.00	\$15,000.00	\$18,000.00	\$18,000.00	(\$3,000.00)
616.161	TRAFFIC SIGNALS (TEMP.)	U	1.00	\$22,000.00	\$22,000.00	\$40,000.00	\$40,000.00	(\$18,000.00)
616.162	TRAFFIC SIGNALS (TEMP.)	U	1.00	\$8,000.00	\$8,000.00	\$25,000.00	\$25,000.00	(\$17,000.00)
616.191	ALTERATIONS TO TRAFFIC SIGNALS	U	1.00	\$24,850.00	\$24,850.00	\$20,000.00	\$20,000.00	\$4,850.00
618.61	UNIFORMED OFFICERS WITH VEHICLE	\$	600,000.00	\$1.00	\$600,000.00	\$1.00	\$600,000.00	\$0.00
618.7	FLAGGERS	HR	2,016.00	\$22.75	\$45,864.00	\$22.00	\$44,352.00	\$1,512.00
619.1	MAINTENANCE OF TRAFFIC	U	1.00	\$249,000.00	\$249,000.00	\$200,000.00	\$200,000.00	\$49,000.00
619.25	PORTABLE CHANGEABLE MESSAGE SIGN	U	5.00	\$16,500.00	\$82,500.00	\$20,000.00	\$100,000.00	(\$17,500.00)
619.253	PORTABLE CHANGEABLE MESSAGE SIGN (UNIT WEEK)	UWK	32.00	\$150.00	\$4,800.00	\$250.00	\$8,000.00	(\$3,200.00)
619.27	TRAILER-MOUNTED SPEED LIMIT SIGN	U	1.00	\$7,500.00	\$7,500.00	\$5,000.00	\$5,000.00	\$2,500.00
619.63	TRUCK-MOUNTED IMPACT ATTENUATOR, TEST LEVEL 3	U	1.00	\$10,000.00	\$10,000.00	\$10,000.00	\$10,000.00	\$0.00
621.2	RETROREFLECTIVE BEAM GUARDRAIL DELINEATOR	EA	200.00	\$4.00	\$800.00	\$4.00	\$800.00	\$0.00
621.31	SINGLE DELINEATOR WITH POST	EA	800.00	\$30.00	\$24,000.00	\$30.00	\$24,000.00	\$0.00

# A - PS&E Comparison

PS&E = NHDOT Cost Estimate

Item No:	Description	Unit	Quantity	A-Bidder		PS&E		A-PS&E Difference
				Unit Price	Total	Unit Price	Total	
621.32	DOUBLE DELINEATOR WITH POST	EA	100.00	\$32.00	\$3,200.00	\$35.00	\$3,500.00	(\$300.00)
621.61	FIBER OPTIC DELINEATOR	EA	14.00	\$100.00	\$1,400.00	\$85.00	\$1,190.00	\$210.00
622.1	STEEL WITNESS MARKERS	EA	190.00	\$25.00	\$4,750.00	\$30.00	\$5,700.00	(\$950.00)
622.2	CONCRETE BOUNDS	EA	50.00	\$265.00	\$13,250.00	\$255.00	\$12,750.00	\$500.00
622.4	STONE BOUNDS	EA	4.00	\$265.00	\$1,060.00	\$290.00	\$1,160.00	(\$100.00)
622.52	RESETTING BOUNDS	EA	1.00	\$270.00	\$270.00	\$325.00	\$325.00	(\$55.00)
625.2	CONCRETE LIGHT POLE BASES, TYPE B	EA	8.00	\$800.00	\$6,400.00	\$700.00	\$5,600.00	\$800.00
625.52	LIGHT POLE	U	6.00	\$1,750.00	\$10,500.00	\$2,300.00	\$13,800.00	(\$3,300.00)
625.62	RESET LIGHT POLE	U	1.00	\$1,000.00	\$1,000.00	\$700.00	\$700.00	\$300.00
626.122	TRANSFORMER PAD, (SINGLE PHASE)	U	1.00	\$3,000.00	\$3,000.00	\$1,000.00	\$1,000.00	\$2,000.00
628.1	SAWED CONCRETE PAVEMENT	LF	470.00	\$4.00	\$1,880.00	\$2.00	\$940.00	\$940.00
628.2	SAWED BITUMINOUS PAVEMENT	LF	17,500.00	\$2.00	\$35,000.00	\$1.20	\$21,000.00	\$14,000.00
632.0104	RETROREFLECTIVE PAINT PAVE. MARKING, 4" LINE	LF	104,300.00	\$0.10	\$10,430.00	\$0.11	\$11,473.00	(\$1,043.00)
632.0106	RETROREFLECTIVE PAINT PAVE. MARKING, 6" LINE	LF	393,100.00	\$0.13	\$51,103.00	\$0.13	\$51,103.00	\$0.00
632.0112	RETROREFLECTIVE PAINT PAVE. MARKING, 12" LINE	LF	23,700.00	\$0.55	\$13,035.00	\$0.22	\$5,214.00	\$7,821.00
632.0118	RETROREFLECTIVE PAINT PAVE. MARKING, 18" LINE	LF	520.00	\$1.05	\$546.00	\$2.00	\$1,040.00	(\$494.00)
632.3104	RETROREFLECT. THERMOPLAS. PAVE. MARKING, 4" LINE	LF	5,500.00	\$0.42	\$2,310.00	\$0.60	\$3,300.00	(\$990.00)
632.3106	RETROREFLECT. THERMOPLAS. PAVE. MARKING, 6" LINE	LF	3,400.00	\$0.63	\$2,142.00	\$0.90	\$3,060.00	(\$918.00)
632.3108	RETROREFLECT. THERMOPLAS. PAVE. MARKING, 8" LINE	LF	2,000.00	\$0.84	\$1,680.00	\$1.00	\$2,000.00	(\$320.00)

## A - PS&E Comparison

PS&E = NHDOT Cost Estimate

Item No:	Description	Unit	Quantity	A-Bidder		PS&E		Total	A-PS&E Difference
				Unit Price	Total	Unit Price	Total		
632.3112	RETROREFLECT. THERMOPLAS. PAVE. MARKING, 12" LINE	LF	7,100.00	\$1.45	\$10,295.00	\$2.00	\$14,200.00		(\$3,905.00)
632.3118	RETROREFLECT. THERMOPLAS. PAVE. MARKING, 18" LINE	LF	450.00	\$2.25	\$1,012.50	\$3.25	\$1,462.50		(\$450.00)
632.32	RETROREFLECT. THERMOPLAS. PAVEMENT MARKING, SYMBOL OR WORD	SF	1,980.00	\$4.65	\$9,207.00	\$5.50	\$10,890.00		(\$1,683.00)
632.911	OBLITERATE PAVE. MARKING LINE, 12" WIDE & UNDER	LF	110,000.00	\$0.34	\$37,400.00	\$0.30	\$33,000.00		\$4,400.00
632.912	OBLITERATE PAVE. MARKING LINE, OVER 12" WIDE	LF	340.00	\$0.90	\$306.00	\$2.00	\$680.00		(\$374.00)
641	LOAM	CY	1,180.00	\$17.20	\$20,296.00	\$19.00	\$22,420.00		(\$2,124.00)
644.62	WET BASIN/MEADOW SEED TYPE 62	LB	95.00	\$219.00	\$20,805.00	\$200.00	\$19,000.00		\$1,805.00
644.82	SALT-TOLERANT GRASS SEED, TYPE 82	LB	10.00	\$0.82	\$8.20	\$12.00	\$120.00		(\$111.80)
645.0001	EROSION CONTROL TURBIDITY BARRIER	LF	1,000.00	\$10.00	\$10,000.00	\$20.00	\$20,000.00		(\$10,000.00)
645.113	HYDRAULIC MULCH	LB	8,000.00	\$0.82	\$6,560.00	\$0.85	\$6,800.00		(\$240.00)
645.119	MULCH WITH TACKIFIERS	A	51.58	\$918.00	\$47,350.44	\$1,100.00	\$56,738.00		(\$9,387.56)
645.3	EROSION STONE	TON	15,000.00	\$20.00	\$300,000.00	\$20.00	\$300,000.00		\$0.00
645.44	TEMPORARY SLOPE STABILIZATION TYPE D (WILDLIFE FRIENDLY)	SY	115,100.00	\$1.87	\$215,237.00	\$1.50	\$172,650.00		\$42,587.00
645.46	PERMANENT CHANNEL STABILIZATION TYPE B	SY	17,700.00	\$3.30	\$58,410.00	\$3.50	\$61,950.00		(\$3,540.00)
645.48	EROSION CONTROL MIX	CY	2,500.00	\$20.00	\$50,000.00	\$22.00	\$55,000.00		(\$5,000.00)
645.481	WOOD CHIPS FOR TEMPORARY EROSION CONTROL	CY	1,000.00	\$20.00	\$20,000.00	\$15.00	\$15,000.00		\$5,000.00

# A - PS&E Comparison

PS&E = NHDOT Cost Estimate

Item No:	Description	Unit	A-Bidder		PS&E		A-PS&E Difference	
			Quantity	Unit Price	Unit Price	Total		
645.482	STUMP GRINDINGS FOR TEMPORARY EROSION CONTROL	CY	7,000.00	\$20.00	\$140,000.00	\$18.00	\$126,000.00	\$14,000.00
645.51	HAY BALES FOR TEMPORARY EROSION CONTROL	EA	500.00	\$8.00	\$4,000.00	\$8.50	\$4,250.00	(\$250.00)
645.512	COMPOST SOCK FOR PERIMETER BERM	LF	5,000.00	\$3.50	\$17,500.00	\$4.00	\$20,000.00	(\$2,500.00)
645.52	RYEGRASS FOR TEMPORARY EROSION CONTROL	LB	4,000.00	\$2.04	\$8,160.00	\$2.00	\$8,000.00	\$160.00
645.531	SILT FENCE	LF	30,500.00	\$2.00	\$61,000.00	\$2.00	\$61,000.00	\$0.00
645.611	BONDED FIBER MATRIX	LB	27,600.00	\$1.17	\$32,292.00	\$1.20	\$33,120.00	(\$828.00)
645.612	FIBER REINFORCED MATRIX	LB	15,000.00	\$1.33	\$19,950.00	\$1.75	\$26,250.00	(\$6,300.00)
645.613	STABILIZED MULCH MATRIX	LB	30,000.00	\$1.07	\$32,100.00	\$1.15	\$34,500.00	(\$2,400.00)
645.7	STORM WATER POLLUTION PREVENTION PLAN	U	1.00	\$36,750.00	\$36,750.00	\$50,000.00	\$50,000.00	(\$13,250.00)
645.71	MONITORING SWPPP AND EROSION AND SEDIMENT CONTROLS	HR	4,000.00	\$51.50	\$206,000.00	\$60.00	\$240,000.00	(\$34,000.00)
645.81	STORMWATER REMOVAL TRUCKING	HR	50.00	\$100.00	\$5,000.00	\$100.00	\$5,000.00	\$0.00
645.8103	EROSION CONTROL - PUMP (300 GAL/MIN DISCHARGE CAPACITY)	UWK	125.00	\$1,000.00	\$125,000.00	\$1,100.00	\$137,500.00	(\$12,500.00)
645.8105	EROSION CONTROL - PUMP (500 GAL/MIN DISCHARGE CAPACITY)	UWK	125.00	\$1,000.00	\$125,000.00	\$1,200.00	\$150,000.00	(\$25,000.00)
645.8110	EROSION CONTROL - PUMP (1000 GAL/MIN DISCHARGE CAPACITY)	UWK	125.00	\$1,500.00	\$187,500.00	\$1,400.00	\$175,000.00	\$12,500.00
645.8203	EROSION CONTROL - PUMP (300 GAL/MIN. DISCHARGE CAPACITY)	U	1.00	\$40,000.00	\$40,000.00	\$100,000.00	\$100,000.00	(\$60,000.00)

## A - PS&E Comparison

PS&E = NHDOT Cost Estimate

Item No:	Description	Unit	Quantity	A-Bidder		PS&E		A-PS&E Difference
				Unit Price	Total	Unit Price	Total	
645.8205	EROSION CONTROL - PUMP (500 GAL/MIN. DISCHARGE CAPACITY)	U	1.00	\$40,000.00	\$40,000.00	\$100,000.00	\$100,000.00	(\$60,000.00)
645.8210	EROSION CONTROL - PUMP (1000 GAL/MIN. DISCHARGE CAPACITY)	U	3.00	\$100,000.00	\$300,000.00	\$125,000.00	\$375,000.00	(\$75,000.00)
645.85	FLOCCULANT TREATMENT SYSTEM (FTS)	MON	36.00	\$10,000.00	\$360,000.00	\$12,000.00	\$432,000.00	(\$72,000.00)
645.851	WATER QUALITY MONITORING FOR CONSTRUCTION STORMWATER	HR	500.00	\$68.00	\$34,000.00	\$68.00	\$34,000.00	\$0.00
645.852	FLOCCULANT TREATMENT SYSTEM OPERATION	HR	1,000.00	\$50.00	\$50,000.00	\$70.00	\$70,000.00	(\$20,000.00)
646.2	TURF ESTABLISHMENT WITHOUT MULCH	A	80.00	\$1,400.00	\$112,000.00	\$1,200.00	\$96,000.00	\$16,000.00
647.1	HUMUS	CY	34,700.00	\$11.35	\$393,845.00	\$17.00	\$589,900.00	(\$196,055.00)
647.22	HUMUS, INTERMIXED, 2" DEE	CY	30.00	\$20.00	\$600.00	\$25.00	\$750.00	(\$150.00)
647.29	WETLAND HUMUS	CY	5,950.00	\$15.00	\$89,250.00	\$18.00	\$107,100.00	(\$17,850.00)
650.2	LANDSCAPING	U	1.00	\$117,500.00	\$117,500.00	\$100,000.00	\$100,000.00	\$17,500.00
659.401	LANDSCAPE ESTABLISHMENT CREW (4 MEN- 8 HR DAY)	DAY	30.00	\$1,225.00	\$36,750.00	\$1,200.00	\$36,000.00	\$750.00
662.281	DECOMMISSION DRILLED WELL	LF	800.00	\$13.65	\$10,920.00	\$12.00	\$9,600.00	\$1,320.00
670.02	SEDIMENT SUMP MEASURING BLOCK	EA	8.00	\$230.00	\$1,840.00	\$375.00	\$3,000.00	(\$1,160.00)
670.04501	CONSTRUCT AND REMOVE DIVERSION	U	1.00	\$5,000.00	\$5,000.00	\$5,200.00	\$5,200.00	(\$200.00)
670.04502	CONSTRUCT AND REMOVE DIVERSION	U	1.00	\$52,000.00	\$52,000.00	\$100,000.00	\$100,000.00	(\$48,000.00)
670.04503	CONSTRUCT AND REMOVE DIVERSION	U	1.00	\$5,000.00	\$5,000.00	\$7,000.00	\$7,000.00	(\$2,000.00)
670.04504	CONSTRUCT AND REMOVE DIVERSION	U	1.00	\$7,400.00	\$7,400.00	\$8,200.00	\$8,200.00	(\$800.00)

# A - PS&E Comparison

PS&E = NHDOT Cost Estimate

Item No:	Description	Unit	Quantity	A-Bidder		PS&E		A-PS&E Difference
				Unit Price	Total	Unit Price	Total	
670.04601	CONSTRUCT AND REMOVE TEMPORARY WIDENING	U	1.00	\$7,385.00	\$7,385.00	\$12,250.00	\$12,250.00	(\$4,865.00)
670.04602	CONSTRUCT AND REMOVE TEMPORARY WIDENING	U	1.00	\$69,000.00	\$69,000.00	\$150,000.00	\$150,000.00	(\$81,000.00)
670.066	MAILBOX SUPPORT ASSEMBLIES	EA	2.00	\$150.00	\$300.00	\$150.00	\$300.00	\$0.00
670.101	TEMPORARY LIGHTING	U	2.00	\$2,000.00	\$4,000.00	\$10,000.00	\$20,000.00	(\$16,000.00)
670.104	TEMPORARY PORTABLE LIGHTING	U	10.00	\$15,000.00	\$150,000.00	\$20,000.00	\$200,000.00	(\$50,000.00)
670.813	CONSTRUCT ACCESS DRIVE CONNECTION AND ASSOCIATED MODIFICATIONS	U	1.00	\$375,000.00	\$375,000.00	\$363,255.67	\$363,255.67	\$11,744.33
670.95	TEMPORARY SAFETY FENCE	LF	500.00	\$5.00	\$2,500.00	\$5.50	\$2,750.00	(\$250.00)
671.603	3" PVC CONDUIT, SCHEDULE 80, DIRECTIONAL BORE	LF	685.00	\$75.00	\$51,375.00	\$45.00	\$30,825.00	\$20,550.00
677.3101	WIRELESS COMMUNICATIONS EQUIPMENT	U	1.00	\$21,700.00	\$21,700.00	\$25,000.00	\$25,000.00	(\$3,300.00)
677.3102	WIRELESS COMMUNICATIONS EQUIPMENT	U	1.00	\$21,700.00	\$21,700.00	\$25,000.00	\$25,000.00	(\$3,300.00)
677.43	VARIABLE SPEED LIMIT SIGN SYSTEM	U	1.00	\$71,000.00	\$71,000.00	\$50,000.00	\$50,000.00	\$21,000.00
677.4411	WEIGH STATION OPEN/CLOSED L.E.D. SIGN SYSTEM	U	1.00	\$75,000.00	\$75,000.00	\$30,000.00	\$30,000.00	\$45,000.00
677.4412	WEIGH STATION OPEN/CLOSED L.E.D. SIGN SYSTEM	U	1.00	\$58,650.00	\$58,650.00	\$20,000.00	\$20,000.00	\$38,650.00
677.51012	12-STRAND SINGLE MODE FIBER OPTIC CABLE	LF	4,650.00	\$3.50	\$16,275.00	\$1.00	\$4,650.00	\$11,625.00
677.51072	72-STRAND SINGLE MODE FIBER OPTIC CABLE	LF	3,150.00	\$6.50	\$20,475.00	\$3.00	\$9,450.00	\$11,025.00
677.53	FIBER OPTIC SPLICE	EA	4.00	\$3,500.00	\$14,000.00	\$700.00	\$2,800.00	\$11,200.00

## A - PS&E Comparison

PS&E = NHDOT Cost Estimate

Item No:	Description	Unit	Quantity	A-Bidder		PS&E		A-PS&E Difference
				Unit Price	Total	Unit Price	Total	
677.541	GROUND MOUNTED ITS EQUIPMENT CABINET	U	1.00	\$18,000.00	\$18,000.00	\$13,000.00	\$13,000.00	\$5,000.00
677.561	FIBER OPTIC PATCH PANEL (12-POSITION)	EA	1.00	\$750.00	\$750.00	\$900.00	\$900.00	(\$150.00)
677.5821	100 MBPS FIBER ETHERNET SWITCH	EA	1.00	\$5,250.00	\$5,250.00	\$3,000.00	\$3,000.00	\$2,250.00
677.64	UNINTERRUPTIBLE POWER SUPPLY (UPS)	EA	2.00	\$5,650.00	\$11,300.00	\$24,000.00	\$48,000.00	(\$36,700.00)
677.9301	3-CONDUCTOR #0 AWG CABLE	LF	4,450.00	\$12.00	\$53,400.00	\$12.00	\$53,400.00	\$0.00
677.9308	3-CONDUCTOR #8 AWG CABLE	LF	215.00	\$6.00	\$1,290.00	\$6.50	\$1,397.50	(\$107.50)
692	MOBILIZATION	U	1.00	\$1,450,000.00	\$1,450,000.00	\$1,600,000.00	\$1,600,000.00	(\$150,000.00)
693	ON-THE-JOB TRAINING OF UNSKILLED WORKERS	\$	3,000.00	\$1.00	\$3,000.00	\$1.00	\$3,000.00	\$0.00
697.11	INVASIVE SPECIES CONTROL AND MANAGEMENT PLAN	U	1.00	\$3,150.00	\$3,150.00	\$20,000.00	\$20,000.00	(\$16,850.00)
697.31	PROJECT OPERATIONS PLAN	U	1.00	\$2,625.00	\$2,625.00	\$10,000.00	\$10,000.00	(\$7,375.00)
697.41	CRITICAL PATH METHOD (CPM) ELECTRONIC SCHEDULE	U	1.00	\$5,000.00	\$5,000.00	\$30,000.00	\$30,000.00	(\$25,000.00)
698.11913	FIELD OFFICE (EQUIPMENT AND SUPPLIES)	MON	36.00	\$1,500.00	\$54,000.00	\$1,100.00	\$39,600.00	\$14,400.00
698.2	PHYSICAL TESTING LABORATORY	MON	36.00	\$1,000.00	\$36,000.00	\$700.00	\$25,200.00	\$10,800.00
699	MISCELLANEOUS TEMPORARY EROSION AND SEDIMENT CONTROL	\$	600,000.00	\$1.00	\$600,000.00	\$1.00	\$600,000.00	\$0.00
1008.6	ALTERATIONS AND ADDITIONS AS NEEDED - DRINKING WAT RESOURCE PROTECTION	\$	25,000.00	\$1.00	\$25,000.00	\$1.00	\$25,000.00	\$0.00
1008.8	ALTERATIONS AND ADDITIONS AS NEEDED - WINTER MAINTENANCE	\$	15,000.00	\$1.00	\$15,000.00	\$1.00	\$15,000.00	\$0.00



# A - PS&E Comparison

PS&E = NHDOT Cost Estimate

Item No:	Description	Unit	Quantity	A-Bidder		PS&E		A-PS&E Difference
				Unit Price	Total	Unit Price	Total	
1009.32	REMOVAL AND DISPOSAL OF ASBESTOS CONTAINING MATERIAL (ACM)	\$	60,000.00	\$1.00	\$60,000.00	\$1.00	\$60,000.00	\$0.00
1010.15	FUEL ADJUSTMENT	\$	250,000.00	\$1.00	\$250,000.00	\$1.00	\$250,000.00	\$0.00
1010.2	ASPHALT CEMENT ADJUSTMENT	\$	100,000.00	\$1.00	\$100,000.00	\$1.00	\$100,000.00	\$0.00
1010.3	QUALITY CONTROL QUALITY ASSURANCE (QC/QA) ASPHALT	\$	252,000.00	\$1.00	\$252,000.00	\$1.00	\$252,000.00	\$0.00
					<b>\$32,237,736.54</b>		<b>\$35,842,933.08</b>	<b>(\$3,605,196.54)</b>





# CERTIFICATE OF LIABILITY INSURANCE

DATE (MM/DD/YYYY)

10/16/2013

THIS CERTIFICATE IS ISSUED AS A MATTER OF INFORMATION ONLY AND CONFERS NO RIGHTS UPON THE CERTIFICATE HOLDER. THIS CERTIFICATE DOES NOT AFFIRMATIVELY OR NEGATIVELY AMEND, EXTEND OR ALTER THE COVERAGE AFFORDED BY THE POLICIES BELOW. THIS CERTIFICATE OF INSURANCE DOES NOT CONSTITUTE A CONTRACT BETWEEN THE ISSUING INSURER(S), AUTHORIZED REPRESENTATIVE OR PRODUCER, AND THE CERTIFICATE HOLDER.

**IMPORTANT:** If the certificate holder is an ADDITIONAL INSURED, the policy(ies) must be endorsed. If SUBROGATION IS WAIVED, subject to the terms and conditions of the policy, certain policies may require an endorsement. A statement on this certificate does not confer rights to the certificate holder in lieu of such endorsement(s).

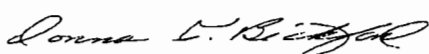
<b>PRODUCER</b> THE ROWLEY AGENCY INC. 139 Loudon Road P.O. Box 511 Concord NH 03302-0511	<b>CONTACT NAME:</b> Donna Bickford <b>PHONE (A/C, No, Ext):</b> (603) 224-2562 <b>E-MAIL ADDRESS:</b> dbickford@rowleyagency.com	<b>FAX (A/C, No):</b> (603) 224-8012
	<b>INSURER(S) AFFORDING COVERAGE</b>	
<b>INSURED</b> Weaver Brothers Construction Co., Inc. 741 Rte. 3A Bow NH 03304	<b>INSURER A:</b> Firemen's Ins Co of Wash. DC <b>NAIC #</b> 21784	
	<b>INSURER B:</b> Acadia Insurance Company	
	<b>INSURER C:</b>	
	<b>INSURER D:</b>	
	<b>INSURER E:</b>	

**COVERAGES**      **CERTIFICATE NUMBER:**      **REVISION NUMBER:**

THIS IS TO CERTIFY THAT THE POLICIES OF INSURANCE LISTED BELOW HAVE BEEN ISSUED TO THE INSURED NAMED ABOVE FOR THE POLICY PERIOD INDICATED. NOTWITHSTANDING ANY REQUIREMENT, TERM OR CONDITION OF ANY CONTRACT OR OTHER DOCUMENT WITH RESPECT TO WHICH THIS CERTIFICATE MAY BE ISSUED OR MAY PERTAIN, THE INSURANCE AFFORDED BY THE POLICIES DESCRIBED HEREIN IS SUBJECT TO ALL THE TERMS, EXCLUSIONS AND CONDITIONS OF SUCH POLICIES. LIMITS SHOWN MAY HAVE BEEN REDUCED BY PAID CLAIMS.

INSR LTR	TYPE OF INSURANCE	ADDL INSR	SUBR WVD	POLICY NUMBER	POLICY EFF (MM/DD/YYYY)	POLICY EXP (MM/DD/YYYY)	LIMITS
A	GENERAL LIABILITY			CPA150086023	4/1/2013	4/1/2014	EACH OCCURRENCE \$ 1,000,000
	<input checked="" type="checkbox"/> COMMERCIAL GENERAL LIABILITY						DAMAGE TO RENTED PREMISES (Ea occurrence) \$ 250,000
	<input type="checkbox"/> CLAIMS-MADE <input checked="" type="checkbox"/> OCCUR						MED EXP (Any one person) \$ 5,000
							PERSONAL & ADV INJURY \$ 1,000,000
							GENERAL AGGREGATE \$ 2,000,000
							PRODUCTS - COMP/OP AGG \$ 2,000,000
							\$
A	AUTOMOBILE LIABILITY			CAA150086123	4/1/2013	4/1/2014	COMBINED SINGLE LIMIT (Ea accident) \$ 1,000,000
	<input checked="" type="checkbox"/> ANY AUTO						BODILY INJURY (Per person) \$
	<input type="checkbox"/> ALL OWNED AUTOS	<input type="checkbox"/> SCHEDULED AUTOS					BODILY INJURY (Per accident) \$
	<input checked="" type="checkbox"/> HIRED AUTOS	<input checked="" type="checkbox"/> NON-OWNED AUTOS					PROPERTY DAMAGE (Per accident) \$
							\$
B	<input checked="" type="checkbox"/> UMBRELLA LIAB	<input checked="" type="checkbox"/> OCCUR		CUA014456018	4/1/2013	4/1/2014	EACH OCCURRENCE \$ 5,000,000
	<input type="checkbox"/> EXCESS LIAB	<input type="checkbox"/> CLAIMS-MADE					AGGREGATE \$ 5,000,000
	<input type="checkbox"/> DED	<input checked="" type="checkbox"/> RETENTION \$ 0					\$
A	WORKERS COMPENSATION AND EMPLOYERS' LIABILITY			WPA150086321	4/1/2013	4/1/2014	<input checked="" type="checkbox"/> WC STATUTORY LIMITS
	ANY PROPRIETOR/PARTNER/EXECUTIVE OFFICER/MEMBER EXCLUDED? (Mandatory in NH)	<input type="checkbox"/> Y/N	N/A				E.L. EACH ACCIDENT \$ 500,000
	If yes, describe under DESCRIPTION OF OPERATIONS below						E.L. DISEASE - EA EMPLOYEE \$ 500,000
							E.L. DISEASE - POLICY LIMIT \$ 500,000
B	LEASED/RENTED EQUIPMENT			CIM006660622	4/1/2013	4/1/2014	LIMIT: \$500,000      DED.: \$1,000
	MOTOR TRUCK CARGO						LIMIT: \$250,000      DED.: \$1,000

DESCRIPTION OF OPERATIONS / LOCATIONS / VEHICLES (Attach ACORD 101, Additional Remarks Schedule, if more space is required)  
 Project: Salem-Manchester BI-A000 (128), 13933H- Roadway rehabilitation I-93 NB near Exit 2NB on ramp  
 The State of NH-Dept. of Transportation is included as an add'l insured on all liability policies except workers compensation when required by written contract with the named insured.

<b>CERTIFICATE HOLDER</b> 271-3461  State of NH - Dept. of Transportation PO Box 483 Concord, NH 03302-0483	<b>CANCELLATION</b> SHOULD ANY OF THE ABOVE DESCRIBED POLICIES BE CANCELLED BEFORE THE EXPIRATION DATE THEREOF, NOTICE WILL BE DELIVERED IN ACCORDANCE WITH THE POLICY PROVISIONS.  AUTHORIZED REPRESENTATIVE  Donna Bickford/DTB 
--	--



# CERTIFICATE OF LIABILITY INSURANCE

DATE (MM/DD/YYYY)  
10/16/2013

THIS CERTIFICATE IS ISSUED AS A MATTER OF INFORMATION ONLY AND CONFERS NO RIGHTS UPON THE CERTIFICATE HOLDER. THIS CERTIFICATE DOES NOT AFFIRMATIVELY OR NEGATIVELY AMEND, EXTEND OR ALTER THE COVERAGE AFFORDED BY THE POLICIES BELOW. THIS CERTIFICATE OF INSURANCE DOES NOT CONSTITUTE A CONTRACT BETWEEN THE ISSUING INSURER(S), AUTHORIZED REPRESENTATIVE OR PRODUCER, AND THE CERTIFICATE HOLDER.

**IMPORTANT:** If the certificate holder is an ADDITIONAL INSURED, the policy(ies) must be endorsed. If SUBROGATION IS WAIVED, subject to the terms and conditions of the policy, certain policies may require an endorsement. A statement on this certificate does not confer rights to the certificate holder in lieu of such endorsement(s).

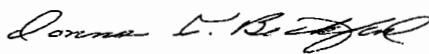
<b>PRODUCER</b> THE ROWLEY AGENCY INC. 139 Loudon Road P.O. Box 511 Concord NH 03302-0511	<b>CONTACT NAME:</b> Donna Bickford <b>PHONE (A/C, No, Ext):</b> (603) 224-2562 <b>E-MAIL ADDRESS:</b> dbickford@rowleyagency.com	<b>FAX (A/C, No):</b> (603) 224-8012
	<b>INSURER(S) AFFORDING COVERAGE</b>	
<b>INSURED</b> State of NH Dept of Transportation c/o Weaver Brothers Constr. Co. Inc. 741 Rte. 3A Bow NH 03304	<b>INSURER A:</b> Acadia Insurance Company <b>INSURER B:</b> <b>INSURER C:</b> <b>INSURER D:</b> <b>INSURER E:</b> <b>INSURER F:</b>	<b>NAIC #</b> 31325

**COVERAGES**                      **CERTIFICATE NUMBER:**                      **REVISION NUMBER:**

THIS IS TO CERTIFY THAT THE POLICIES OF INSURANCE LISTED BELOW HAVE BEEN ISSUED TO THE INSURED NAMED ABOVE FOR THE POLICY PERIOD INDICATED. NOTWITHSTANDING ANY REQUIREMENT, TERM OR CONDITION OF ANY CONTRACT OR OTHER DOCUMENT WITH RESPECT TO WHICH THIS CERTIFICATE MAY BE ISSUED OR MAY PERTAIN, THE INSURANCE AFFORDED BY THE POLICIES DESCRIBED HEREIN IS SUBJECT TO ALL THE TERMS, EXCLUSIONS AND CONDITIONS OF SUCH POLICIES. LIMITS SHOWN MAY HAVE BEEN REDUCED BY PAID CLAIMS.

INSR LTR	TYPE OF INSURANCE	ADDL INSR	SUBR WVD	POLICY NUMBER	POLICY EFF (MM/DD/YYYY)	POLICY EXP (MM/DD/YYYY)	LIMITS
A	GENERAL LIABILITY			OCP512545110	11/20/2013	11/20/2016	EACH OCCURRENCE \$ 2,000,000
	<input type="checkbox"/> COMMERCIAL GENERAL LIABILITY						DAMAGE TO RENTED PREMISES (Ea occurrence) \$
	<input type="checkbox"/> CLAIMS-MADE <input checked="" type="checkbox"/> OCCUR						MED EXP (Any one person) \$
	<input checked="" type="checkbox"/> Owners & Contractors						PERSONAL & ADV INJURY \$
	<input type="checkbox"/> Protective						GENERAL AGGREGATE \$ 3,000,000
	GEN'L AGGREGATE LIMIT APPLIES PER:						PRODUCTS - COMP/OP AGG \$
<input checked="" type="checkbox"/> POLICY <input type="checkbox"/> PRO-JECT <input type="checkbox"/> LOC				\$			
	AUTOMOBILE LIABILITY						COMBINED SINGLE LIMIT (Ea accident) \$
	<input type="checkbox"/> ANY AUTO						BODILY INJURY (Per person) \$
	<input type="checkbox"/> ALL OWNED AUTOS						BODILY INJURY (Per accident) \$
	<input type="checkbox"/> HIRED AUTOS						PROPERTY DAMAGE (Per accident) \$
							\$
	UMBRELLA LIAB						EACH OCCURRENCE \$
	EXCESS LIAB						AGGREGATE \$
							\$
	WORKERS COMPENSATION AND EMPLOYERS' LIABILITY						WC STATUTORY LIMITS OTH-ER
	ANY PROPRIETOR/PARTNER/EXECUTIVE OFFICER/MEMBER EXCLUDED? (Mandatory in NH)						E.L. EACH ACCIDENT \$
	If yes, describe under DESCRIPTION OF OPERATIONS below						E.L. DISEASE - EA EMPLOYEE \$
							E.L. DISEASE - POLICY LIMIT \$

DESCRIPTION OF OPERATIONS / LOCATIONS / VEHICLES (Attach ACORD 101, Additional Remarks Schedule, if more space is required)  
Re: Salem-Manchester BI-A000(128), 13933H - Roadway rehabilitation I-93 NB near the Exit 2NB on ramp

<b>CERTIFICATE HOLDER</b>  State of NH, Dept. of Transportation PO Box 483 Concord, NH 03302-0483	<b>CANCELLATION</b>  SHOULD ANY OF THE ABOVE DESCRIBED POLICIES BE CANCELLED BEFORE THE EXPIRATION DATE THEREOF, NOTICE WILL BE DELIVERED IN ACCORDANCE WITH THE POLICY PROVISIONS.  AUTHORIZED REPRESENTATIVE  Donna Bickford/DTB 
---	--