



Lori A. Shibillette  
Commissioner

Deborah D. Scheetz  
Director

STATE OF NEW HAMPSHIRE  
DEPARTMENT OF HEALTH AND HUMAN SERVICES  
DIVISION OF LONG TERM SUPPORTS AND SERVICES

105 PLEASANT STREET, CONCORD, NH 03301  
603-271-5034 1-800-852-3345 Ext. 5034  
Fax: 603-271-5166 TDD Access: 1-800-735-2964  
www.dhhs.nh.gov

August 1, 2020

His Excellency, Governor Christopher T. Sununu  
and the Honorable Council  
State House  
Concord, New Hampshire 03301

**REQUESTED ACTION**

Authorize the Department of Health and Human Services, Division of Long Term Supports and Services, to enter into a **Retroactive** amendment to an existing **Sole Source** contract with the vendor listed in bold type below for transportation services for eligible seniors and adults, with no change to the total price limitation of \$61,566,568 and no change to the contract completion date of June 30, 2022, effective **Retroactive** to July 1, 2020 upon Governor and Council approval. 58% Federal Funds. 42% General Funds.

The original contracts were approved and subsequently amended, as approved by the Governor and Executive Council, as indicated in the table below.

Vendor Name	Vendor Code	Area Served	Current Amount	Increase (Decrease)	Revised Amount	G&C Approval
Community Action Program Belknap-Merrimack Counties, Inc.	177203	Concord	\$10,664,329.03	\$0	\$10,664,329.03	O: 12/21/2016, #15 A1: 12/20/2017, #23 A2: 2/20/2019, #24 A3: 6/24/2020 #46E
Community Action Partnerships of Strafford County	177200	Dover	\$228,440.00	\$0	\$228,440.00	O: 12/21/2016, #15 A1: 12/20/2017, #23 A2: 2/20/2019, #24 A3: 6/24/2020 #46E
Easter Seals New Hampshire, Inc.	177204	Manchester	\$619,893.00	\$0	\$619,893.00	O: 12/21/2016, #15 A1: 12/20/2017, #23 A2: 2/20/2019, #24 A3: 6/24/2020 #46E
Gibson Center for Seniors	155344	North Conway	\$1,774,376.46	\$0	\$1,774,376.46	O: 12/21/2016, #15 A1: 12/20/2017, #23 A2: 2/20/2019, #24 A3: 6/24/2020 #46E
Grafton County Senior Citizens Council, Inc.	177675	Lebanon	\$8,104,663.78	\$0	\$8,104,663.78	O: 12/21/2016, #15 A1: 12/20/2017, #23 A2: 2/20/2019, #24 A3: 6/24/2020 #46E

Greater Wakefield Resource Center	158408	Union	\$104,096.00	\$0	\$104,096.00	O: 12/21/2016, #15 A1: 12/20/2017, #23 A2: 2/20/2019, #24 A3: 6/24/2020 #46E A3T::
Lamprey Health Care	177677	Newmarket	\$389,538.00	(\$142,266.00)	\$247,272.00	O: 12/21/2016, #15 A1: 12/20/2017, #23 A2: 2/20/2019, #24 A3: 6/24/2020 #46E A3T: 8/11/2020
Newport Senior Center	177250	Newport	\$4,417,158.77	\$0	\$4,417,158.77	O: 12/21/2016, #15 A1: 12/20/2017, #23 A2: 2/20/2019, #24 A3: 6/24/2020 #46E
Ossipee Concerned Citizens	170158	Center Ossipee	\$2,595,977.98	\$0	\$2,595,977.98	O: 12/21/2016, #15 A1: 12/20/2017, #23 A2: 2/20/2019, #24 A3: 6/24/2020 #46E
Rockingham Nutrition / Meals on Wheels	155197	Brentwood	\$10,007,537.44	\$142,266.00	\$10,149,803.44	O: 12/21/2016, #15 A1: 6/7/2017, #13 A2: 12/20/2017, #23 A3: 2/20/2019, #24 A4: 6/24/2020 #46E
Southwestern Community Services	177511	Keene	\$384,640.00	\$0	\$384,640.00	O: 12/21/2016, #15 A1: 12/20/2017, #23 A2: 2/20/2019, #24 A3: 6/24/2020 #46E
St. Joseph Community Services	155093	Merrimack	\$10,697,054.18	\$0	\$10,697,054.18	O: 12/21/2016, #15 A1: 12/20/2017, #23 A2: 2/20/2019, #24 A3: 6/24/2020 #46E
Strafford Nutrition MOW	260818	Somersworth	\$2,748,885.35	\$0	\$2,748,885.35	O: 12/21/2016, #15 A1: 12/20/2017, #23 A2: 2/20/2019, #24 A3: 6/24/2020 #46E
Tri-County Community Action Program	177195	Berlin	\$4,867,888.83	\$0	\$4,867,888.83	O: 12/21/2016, #15 A1: 12/20/2017, #23 A2: 2/20/2019, #24 A3: 6/24/2020 #46E
VNA at HCS	177274	Keene	\$3,962,089.18	\$0	\$3,962,089.18	O: 12/21/2016, #15 A1: 12/20/2017, #23 A2: 2/20/2019, #24 A3: 6/24/2020 #46E
<b>Total:</b>			<b>\$61,566,568.00</b>	<b>\$0</b>	<b>\$61,566,568.00</b>	

Funds are available in the following accounts for State Fiscal Year 2021 and are anticipated to be available in State Fiscal Year 2022, upon the availability and continued appropriation of funds in the future operating budgets, with authority to adjust amounts within the price limitation and adjust encumbrances between state fiscal years through the Budget Office, if needed and justified.

**See attached fiscal details.**

### **EXPLANATION**

This request is **Retroactive** because the Department did not have the fully executed contract amendment documents to present for Governor and Executive Council approval in time to prevent a lapse in services that would have resulted from the termination of a contract with Lamprey Health Care. This amendment is **Sole Source** because the Contractor was best positioned to increase capacity quickly in order that services for individuals would continue in communities that were served by the terminated contract.

The purpose of this request is ensure transportation services continue for individuals formerly receiving services in the towns of Lee and Durham through a contract with Lamprey Health Care.

The population served are individuals who are at least 60 years of age as well as individuals who are 18 years of age and older who also have a disability or chronic illness. Approximately 50 individuals will be served with transportation services from July 1, 2020 through June 30, 2022.

Transportation services include providing transportation to individuals in a vehicle to and from home for medical appointments; grocery shopping and errands; and community facilities and programs that promote independent living and socialization. Vehicles used for transportation services are registered and inspected in accordance with the New Hampshire Department of Transportation and New Hampshire Department of Safety regulations. All drivers providing transportation services are licensed in accordance with applicable New Hampshire Administrative Rules.

The Contractor will continue to assist individuals by accepting applications for services either directly from clients or through referrals. Additionally, the Contractor will continue to assist individuals to obtain other supportive services, as appropriate.


Should the Governor and Executive Council not authorize this request, individuals in the towns of Lee and Durham who rely on the Department to provide transportation services may not be able to find alternative transportation to travel for necessary errands and appointments.

Area served: Towns of Lee and Durham

Source of Funds: Source of Funds: General Funds, Federal Funds from Title IIIB CFDA# 93.044 / FAIN# 2001NHOASS; Title IIIC1 & C2 CFDA# 93.045 / FAIN 2001NHOACM, CFDA# 93.045 / FAIN# 2001NHOAHD, CFDA# 93.045 / 2001NHCMC2, CFDA# 93.045 / 2001NHHDC2, CFDA# 93.667 / FAIN# 2001NHSOSR.

In the event that the Federal Funds become no longer available, additional General Funds will not be requested to support this program.

Respectfully submitted,

  
Lori A. Shubinette

Commissioner

## Nutrition and Transportation Services

### FINANCIAL DETAIL ATTACHMENT SHEET

**05-95-48-481010-7872 HEALTH AND SOCIAL SERVICES, DEPT OF HEALTH AND HUMAN SVS, HHS: ELDERLY AND ADULT SERVICES, GRANTS TO LOCALS, ADM ON AGING GRANTS (50% Federal Funds; 50% General Funds)**

**Community Action Program Belknap-Merrimack Counties, Inc. (Vendor #177203)**

<b>Class/Account</b>	<b>Class Title</b>	<b>SFY</b>	<b>Current Budget</b>	<b>Increase/ (Decrease)</b>	<b>Modified Budget</b>
512-500352	Transportation of Clients	2017	\$124,617.00	\$0.00	\$124,617.00
541-500383	Meals - Congregate	2017	\$163,598.00	\$0.00	\$163,598.00
544-500386	Meals - Home Delivered	2017	\$334,758.00	\$0.00	\$334,758.00
512-500352	Transportation of Clients	2018	\$261,743.00	\$0.00	\$261,743.00
541-500383	Meals - Congregate	2018	\$343,846.00	\$0.00	\$343,846.00
544-500386	Meals - Home Delivered	2018	\$703,599.00	\$0.00	\$703,599.00
512-500352	Transportation of Clients	2019	\$261,743.00	\$0.00	\$261,743.00
541-500383	Meals - Congregate	2019	\$356,934.00	\$0.00	\$356,934.00
544-500386	Meals - Home Delivered	2019	\$730,379.00	\$0.00	\$730,379.00
512-500352	Transportation of Clients	2020	\$261,743.00	\$0.00	\$261,743.00
541-500383	Meals - Congregate	2020	\$266,934.00	\$0.00	\$266,934.00
544-500386	Meals - Home Delivered	2020	\$869,499.01	\$0.00	\$869,499.01
102-500731	Contracts (FFCRA)	2020	\$196,280.00	\$0.00	\$196,280.00
512-500352	Transportation of Clients	2021	\$261,743.00	\$0.00	\$261,743.00
541-500383	Meals - Congregate	2021	\$356,934.00	\$0.00	\$356,934.00
544-500386	Meals - Home Delivered	2021	\$779,499.01	\$0.00	\$779,499.01
512-500352	Transportation of Clients	2022	\$261,743.00	\$0.00	\$261,743.00
541-500383	Meals - Congregate	2022	\$356,934.00	\$0.00	\$356,934.00
544-500386	Meals - Home Delivered	2022	\$779,499.01	\$0.00	\$779,499.01
		<b>Subtotal</b>	<b>\$7,672,025.03</b>	<b>\$0.00</b>	<b>\$7,672,025.03</b>

## Nutrition and Transportation Services

### Easter Seals New Hampshire, Inc. (Vendor # 177204)

Class/Account	Class Title	SFY	Current Budget	Increase/ (Decrease)	Modified Budget
512-500352	Transportation of Clients	2017	\$53,894.00	\$0.00	\$53,894.00
541-500383	Meals - Congregate	2017	\$0.00	\$0.00	\$0.00
544-500386	Meals - Home Delivered	2017	\$0.00	\$0.00	\$0.00
512-500352	Transportation of Clients	2018	\$113,200.00	\$0.00	\$113,200.00
541-500383	Meals - Congregate	2018	\$0.00	\$0.00	\$0.00
544-500386	Meals - Home Delivered	2018	\$0.00	\$0.00	\$0.00
512-500352	Transportation of Clients	2019	\$113,200.00	\$0.00	\$113,200.00
541-500383	Meals - Congregate	2019	\$0.00	\$0.00	\$0.00
544-500386	Meals - Home Delivered	2019	\$0.00	\$0.00	\$0.00
512-500352	Transportation of Clients	2020	\$113,199.00	\$0.00	\$113,199.00
541-500383	Meals - Congregate	2020	\$0.00	\$0.00	\$0.00
544-500386	Meals - Home Delivered	2020	\$0.00	\$0.00	\$0.00
102-500731	Contracts (FFCRA)	2020	\$0.00	\$0.00	\$0.00
512-500352	Transportation of Clients	2021	\$113,200.00	\$0.00	\$113,200.00
541-500383	Meals - Congregate	2021	\$0.00	\$0.00	\$0.00
544-500386	Meals - Home Delivered	2021	\$0.00	\$0.00	\$0.00
512-500352	Transportation of Clients	2022	\$113,200.00	\$0.00	\$113,200.00
541-500383	Meals - Congregate	2022	\$0.00	\$0.00	\$0.00
544-500386	Meals - Home Delivered	2022	\$0.00	\$0.00	\$0.00
		<b>Subtotal</b>	<b>\$619,893.00</b>	<b>\$0.00</b>	<b>\$619,893.00</b>

## Nutrition and Transportation Services

### Gibson Center for Senior Services (Vendor #155344)

Class/Account	Class Title	SFY	Current Budget	Increase/ (Decrease)	Modified Budget
512-500352	Transportation of Clients	2017	\$12,846.00	\$0.00	\$12,846.00
541-500383	Meals - Congregate	2017	\$46,750.00	\$0.00	\$46,750.00
544-500386	Meals - Home Delivered	2017	\$65,401.00	\$0.00	\$65,401.00
512-500352	Transportation of Clients	2018	\$26,956.00	\$0.00	\$26,956.00
541-500383	Meals - Congregate	2018	\$98,260.00	\$0.00	\$98,260.00
544-500386	Meals - Home Delivered	2018	\$137,454.00	\$0.00	\$137,454.00
512-500352	Transportation of Clients	2019	\$26,956.00	\$0.00	\$26,956.00
541-500383	Meals - Congregate	2019	\$102,000.00	\$0.00	\$102,000.00
544-500386	Meals - Home Delivered	2019	\$142,685.00	\$0.00	\$142,685.00
512-500352	Transportation of Clients	2020	\$26,956.00	\$0.00	\$26,956.00
541-500383	Meals - Congregate	2020	\$102,000.00	\$0.00	\$102,000.00
544-500386	Meals - Home Delivered	2020	\$152,281.82	\$0.00	\$152,281.82
102-500731	Contracts (FFCRA)	2020	\$38,340.00	\$0.00	\$38,340.00
512-500352	Transportation of Clients	2021	\$26,956.00	\$0.00	\$26,956.00
541-500383	Meals - Congregate	2021	\$102,000.00	\$0.00	\$102,000.00
544-500386	Meals - Home Delivered	2021	\$152,281.82	\$0.00	\$152,281.82
512-500352	Transportation of Clients	2022	\$26,956.00	\$0.00	\$26,956.00
541-500383	Meals - Congregate	2022	\$102,000.00	\$0.00	\$102,000.00
544-500386	Meals - Home Delivered	2022	\$152,281.82	\$0.00	\$152,281.82
		<b>Subtotal</b>	<b>\$1,541,361.46</b>	<b>\$0.00</b>	<b>\$1,541,361.46</b>

## Nutrition and Transportation Services

### Grafton County Senior Citizens Council, Inc. (Vendor # 177675)

Class/Account	Class Title	SFY	Current Budget	Increase/ (Decrease)	Modified Budget
512-500352	Transportation of Clients	2017	\$183,131.00	\$0.00	\$183,131.00
541-500383	Meals - Congregate	2017	\$187,622.00	\$0.00	\$187,622.00
544-500386	Meals - Home Delivered	2017	\$161,073.00	\$0.00	\$161,073.00
512-500352	Transportation of Clients	2018	\$384,625.00	\$0.00	\$384,625.00
541-500383	Meals - Congregate	2018	\$394,346.00	\$0.00	\$394,346.00
544-500386	Meals - Home Delivered	2018	\$338,546.00	\$0.00	\$338,546.00
512-500352	Transportation of Clients	2019	\$384,625.00	\$0.00	\$384,625.00
541-500383	Meals - Congregate	2019	\$409,356.00	\$0.00	\$409,356.00
544-500386	Meals - Home Delivered	2019	\$351,432.00	\$0.00	\$351,432.00
512-500352	Transportation of Clients	2020	\$384,625.00	\$0.00	\$384,625.00
541-500383	Meals - Congregate	2020	\$409,356.00	\$0.00	\$409,356.00
544-500386	Meals - Home Delivered	2020	\$375,066.26	\$0.00	\$375,066.26
102-500731	Contracts (FFCRA)	2020	\$94,450.00	\$0.00	\$94,450.00
512-500352	Transportation of Clients	2021	\$384,625.00	\$0.00	\$384,625.00
541-500383	Meals - Congregate	2021	\$409,356.00	\$0.00	\$409,356.00
544-500386	Meals - Home Delivered	2021	\$375,066.26	\$0.00	\$375,066.26
512-500352	Transportation of Clients	2022	\$384,625.00	\$0.00	\$384,625.00
541-500383	Meals - Congregate	2022	\$409,356.00	\$0.00	\$409,356.00
544-500386	Meals - Home Delivered	2022	\$375,066.26	\$0.00	\$375,066.26
		<b>Subtotal</b>	<b>\$6,396,347.78</b>	<b>\$0.00</b>	<b>\$6,396,347.78</b>

## Nutrition and Transportation Services

### Greater Wakefield Nutrition and Transportation. (Vendor # 158408)

Class/Account	Class Title	SFY	Current Budget	Increase/ (Decrease)	Modified Budget
512-500352	Transportation of Clients	2017	\$0.00	\$0.00	\$0.00
541-500383	Meals - Congregate	2017	\$8,800.00	\$0.00	\$8,800.00
544-500386	Meals - Home Delivered	2017	\$0.00	\$0.00	\$0.00
512-500352	Transportation of Clients	2018	\$0.00	\$0.00	\$0.00
541-500383	Meals - Congregate	2018	\$18,496.00	\$0.00	\$18,496.00
544-500386	Meals - Home Delivered	2018	\$0.00	\$0.00	\$0.00
512-500352	Transportation of Clients	2019	\$0.00	\$0.00	\$0.00
541-500383	Meals - Congregate	2019	\$19,200.00	\$0.00	\$19,200.00
544-500386	Meals - Home Delivered	2019	\$0.00	\$0.00	\$0.00
512-500352	Transportation of Clients	2020	\$0.00	\$0.00	\$0.00
541-500383	Meals - Congregate	2020	\$19,200.00	\$0.00	\$19,200.00
544-500386	Meals - Home Delivered	2020	\$0.00	\$0.00	\$0.00
102-500731	Contracts (FFCRA)	2020	\$0.00	\$0.00	\$0.00
512-500352	Transportation of Clients	2021	\$0.00	\$0.00	\$0.00
541-500383	Meals - Congregate	2021	\$19,200.00	\$0.00	\$19,200.00
544-500386	Meals - Home Delivered	2021	\$0.00	\$0.00	\$0.00
512-500352	Transportation of Clients	2022	\$0.00	\$0.00	\$0.00
541-500383	Meals - Congregate	2022	\$19,200.00	\$0.00	\$19,200.00
544-500386	Meals - Home Delivered	2022	\$0.00	\$0.00	\$0.00
		<b>Subtotal</b>	<b>\$104,096.00</b>	<b>\$0.00</b>	<b>\$104,096.00</b>



## Nutrition and Transportation Services

### Lamprey Health Care (Vendor #177677)

Class/Account	Class Title	SFY	Current Budget	Increase/ (Decrease)	Modified Budget
512-500352	Transportation of Clients	2017	\$33,873.00	\$0.00	\$33,873.00
541-500383	Meals - Congregate	2017	\$0.00	\$0.00	\$0.00
544-500386	Meals - Home Delivered	2017	\$0.00	\$0.00	\$0.00
512-500352	Transportation of Clients	2018	\$71,133.00	\$0.00	\$71,133.00
541-500383	Meals - Congregate	2018	\$0.00	\$0.00	\$0.00
544-500386	Meals - Home Delivered	2018	\$0.00	\$0.00	\$0.00
512-500352	Transportation of Clients	2019	\$71,133.00	\$0.00	\$71,133.00
541-500383	Meals - Congregate	2019	\$0.00	\$0.00	\$0.00
544-500386	Meals - Home Delivered	2019	\$0.00	\$0.00	\$0.00
512-500352	Transportation of Clients	2020	\$71,133.00	\$0.00	\$71,133.00
541-500383	Meals - Congregate	2020	\$0.00	\$0.00	\$0.00
544-500386	Meals - Home Delivered	2020	\$0.00	\$0.00	\$0.00
102-500731	Contracts (FFCRA)	2020	\$0.00	\$0.00	\$0.00
512-500352	Transportation of Clients	2021	\$71,133.00	(\$71,133.00)	\$0.00
541-500383	Meals - Congregate	2021	\$0.00	\$0.00	\$0.00
544-500386	Meals - Home Delivered	2021	\$0.00	\$0.00	\$0.00
512-500352	Transportation of Clients	2022	\$71,133.00	(\$71,133.00)	\$0.00
541-500383	Meals - Congregate	2022	\$0.00	\$0.00	\$0.00
544-500386	Meals - Home Delivered	2022	\$0.00	\$0.00	\$0.00
		<b>Subtotal</b>	<b>\$389,538.00</b>	<b>(\$142,266.00)</b>	<b>\$247,272.00</b>

## Nutrition and Transportation Services

### Newport Senior Center (Vendor #177250)

Class/Account	Class Title	SFY	Current Budget	Increase/ (Decrease)	Modified Budget
512-500352	Transportation of Clients	2017	\$38,725.00	\$0.00	\$38,725.00
541-500383	Meals - Congregate	2017	\$80,366.00	\$0.00	\$80,366.00
544-500386	Meals - Home Delivered	2017	\$124,955.00	\$0.00	\$124,955.00
512-500352	Transportation of Clients	2018	\$81,341.00	\$0.00	\$81,341.00
541-500383	Meals - Congregate	2018	\$168,909.00	\$0.00	\$168,909.00
544-500386	Meals - Home Delivered	2018	\$262,632.00	\$0.00	\$262,632.00
512-500352	Transportation of Clients	2019	\$81,341.00	\$0.00	\$81,341.00
541-500383	Meals - Congregate	2019	\$175,338.00	\$0.00	\$175,338.00
544-500386	Meals - Home Delivered	2019	\$272,627.00	\$0.00	\$272,627.00
512-500352	Transportation of Clients	2020	\$81,341.00	\$0.00	\$81,341.00
541-500383	Meals - Congregate	2020	\$133,338.00	\$0.00	\$133,338.00
544-500386	Meals - Home Delivered	2020	\$332,962.59	\$0.00	\$332,962.59
102-500731	Contracts (FFCRA)	2020	\$73,270.00	\$0.00	\$73,270.00
512-500352	Transportation of Clients	2021	\$81,341.00	\$0.00	\$81,341.00
541-500383	Meals - Congregate	2021	\$175,338.00	\$0.00	\$175,338.00
544-500386	Meals - Home Delivered	2021	\$290,962.59	\$0.00	\$290,962.59
512-500352	Transportation of Clients	2022	\$81,341.00	\$0.00	\$81,341.00
541-500383	Meals - Congregate	2022	\$175,338.00	\$0.00	\$175,338.00
544-500386	Meals - Home Delivered	2022	\$290,962.59	\$0.00	\$290,962.59
		<b>Subtotal</b>	<b>\$3,002,428.77</b>	<b>\$0.00</b>	<b>\$3,002,428.77</b>

## Nutrition and Transportation Services

### Ossipee Concerned Citizens (Vendor #170158)

Class/Account	Class Title	SFY	Current Budget	Increase/ (Decrease)	Modified Budget
512-500352	Transportation of Clients	2017	\$0.00	\$0.00	\$0.00
541-500383	Meals - Congregate	2017	\$62,778.00	\$0.00	\$62,778.00
544-500386	Meals - Home Delivered	2017	\$71,858.00	\$0.00	\$71,858.00
512-500352	Transportation of Clients	2018	\$0.00	\$0.00	\$0.00
541-500383	Meals - Congregate	2018	\$131,946.00	\$0.00	\$131,946.00
544-500386	Meals - Home Delivered	2018	\$151,031.00	\$0.00	\$151,031.00
512-500352	Transportation of Clients	2019	\$0.00	\$0.00	\$0.00
541-500383	Meals - Congregate	2019	\$136,968.00	\$0.00	\$136,968.00
544-500386	Meals - Home Delivered	2019	\$156,779.00	\$0.00	\$156,779.00
512-500352	Transportation of Clients	2020	\$0.00	\$0.00	\$0.00
541-500383	Meals - Congregate	2020	\$124,968.00	\$0.00	\$124,968.00
544-500386	Meals - Home Delivered	2020	\$179,323.66	\$0.00	\$179,323.66
102-500731	Contracts (FFCRA)	2020	\$42,130.00	\$0.00	\$42,130.00
512-500352	Transportation of Clients	2021	\$0.00	\$0.00	\$0.00
541-500383	Meals - Congregate	2021	\$136,968.00	\$0.00	\$136,968.00
544-500386	Meals - Home Delivered	2021	\$167,323.66	\$0.00	\$167,323.66
512-500352	Transportation of Clients	2022	\$0.00	\$0.00	\$0.00
541-500383	Meals - Congregate	2022	\$136,968.00	\$0.00	\$136,968.00
544-500386	Meals - Home Delivered	2022	\$167,323.66	\$0.00	\$167,323.66
		<b>Subtotal</b>	<b>\$1,666,364.98</b>	<b>\$0.00</b>	<b>\$1,666,364.98</b>

## Nutrition and Transportation Services

### Rockingham Nutrition MOW (Vendor #155197)

Class/Account	Class Title	SFY	Current Budget	Increase/ (Decrease)	Modified Budget
512-500352	Transportation of Clients	2017	\$90,843.00	\$0.00	\$90,843.00
541-500383	Meals - Congregate	2017	\$123,750.00	\$0.00	\$123,750.00
544-500386	Meals - Home Delivered	2017	\$331,837.00	\$0.00	\$331,837.00
512-500352	Transportation of Clients	2018	\$190,782.00	\$0.00	\$190,782.00
541-500383	Meals - Congregate	2018	\$260,100.00	\$0.00	\$260,100.00
544-500386	Meals - Home Delivered	2018	\$697,461.00	\$0.00	\$697,461.00
512-500352	Transportation of Clients	2019	\$190,782.00	\$0.00	\$190,782.00
541-500383	Meals - Congregate	2019	\$270,000.00	\$0.00	\$270,000.00
544-500386	Meals - Home Delivered	2019	\$724,009.00	\$0.00	\$724,009.00
512-500352	Transportation of Clients	2020	\$190,782.00	\$0.00	\$190,782.00
541-500383	Meals - Congregate	2020	\$214,000.00	\$0.00	\$214,000.00
544-500386	Meals - Home Delivered	2020	\$828,698.48	\$0.00	\$828,698.48
102-500731	Contracts (FFCRA)	2020	\$194,570.00	\$0.00	\$194,570.00
512-500352	Transportation of Clients	2021	\$190,782.00	\$71,133.00	\$261,915.00
541-500383	Meals - Congregate	2021	\$270,000.00	\$0.00	\$270,000.00
544-500386	Meals - Home Delivered	2021	\$772,698.48	\$0.00	\$772,698.48
512-500352	Transportation of Clients	2022	\$190,782.00	\$71,133.00	\$261,915.00
541-500383	Meals - Congregate	2022	\$270,000.00	\$0.00	\$270,000.00
544-500386	Meals - Home Delivered	2022	\$772,698.48	\$0.00	\$772,698.48
		<b>Subtotal</b>	<b>\$6,774,575.44</b>	<b>\$142,266.00</b>	<b>\$6,916,841.44</b>

## Nutrition and Transportation Services

### St Joseph Community Services (Vendor #155093)

Class/Account	Class Title	SFY	Current Budget	Increase/ (Decrease)	Modified Budget
512-500352	Transportation of Clients	2017	\$25,003.00	\$0.00	\$25,003.00
541-500383	Meals - Congregate	2017	\$158,538.00	\$0.00	\$158,538.00
544-500386	Meals - Home Delivered	2017	\$490,897.00	\$0.00	\$490,897.00
512-500352	Transportation of Clients	2018	\$52,492.00	\$0.00	\$52,492.00
541-500383	Meals - Congregate	2018	\$200,277.00	\$0.00	\$200,277.00
544-500386	Meals - Home Delivered	2018	\$1,164,716.00	\$0.00	\$1,164,716.00
512-500352	Transportation of Clients	2019	\$52,492.00	\$0.00	\$52,492.00
541-500383	Meals - Congregate	2019	\$207,900.00	\$0.00	\$207,900.00
544-500386	Meals - Home Delivered	2019	\$1,209,048.00	\$0.00	\$1,209,048.00
512-500352	Transportation of Clients	2020	\$52,492.00	\$0.00	\$52,492.00
541-500383	Meals - Congregate	2020	\$207,900.00	\$0.00	\$207,900.00
544-500386	Meals - Home Delivered	2020	\$1,290,358.06	\$0.00	\$1,290,358.06
102-500731	Contracts (FFCRA)	2020	\$324,910.00	\$0.00	\$324,910.00
512-500352	Transportation of Clients	2021	\$52,492.00	\$0.00	\$52,492.00
541-500383	Meals - Congregate	2021	\$207,900.00	\$0.00	\$207,900.00
544-500386	Meals - Home Delivered	2021	\$1,290,358.06	\$0.00	\$1,290,358.06
512-500352	Transportation of Clients	2022	\$52,492.00	\$0.00	\$52,492.00
541-500383	Meals - Congregate	2022	\$207,900.00	\$0.00	\$207,900.00
544-500386	Meals - Home Delivered	2022	\$1,290,358.06	\$0.00	\$1,290,358.06
		<b>Subtotal</b>	<b>\$8,538,523.18</b>	<b>\$0.00</b>	<b>\$8,538,523.18</b>

## Nutrition and Transportation Services

### Southwestern Community Services (Vendor #177511)

Class/Account	Class Title	SFY	Current Budget	Increase/ (Decrease)	Modified Budget
512-500352	Transportation of Clients	2017	\$33,441.00	\$0.00	\$33,441.00
541-500383	Meals - Congregate	2017	\$0.00	\$0.00	\$0.00
544-500386	Meals - Home Delivered	2017	\$0.00	\$0.00	\$0.00
512-500352	Transportation of Clients	2018	\$70,240.00	\$0.00	\$70,240.00
541-500383	Meals - Congregate	2018	\$0.00	\$0.00	\$0.00
544-500386	Meals - Home Delivered	2018	\$0.00	\$0.00	\$0.00
512-500352	Transportation of Clients	2019	\$70,240.00	\$0.00	\$70,240.00
541-500383	Meals - Congregate	2019	\$0.00	\$0.00	\$0.00
544-500386	Meals - Home Delivered	2019	\$0.00	\$0.00	\$0.00
512-500352	Transportation of Clients	2020	\$70,239.00	\$0.00	\$70,239.00
541-500383	Meals - Congregate	2020	\$0.00	\$0.00	\$0.00
544-500386	Meals - Home Delivered	2020	\$0.00	\$0.00	\$0.00
102-500731	Contracts (FFCRA)	2020	\$0.00	\$0.00	\$0.00
512-500352	Transportation of Clients	2021	\$70,240.00	\$0.00	\$70,240.00
541-500383	Meals - Congregate	2021	\$0.00	\$0.00	\$0.00
544-500386	Meals - Home Delivered	2021	\$0.00	\$0.00	\$0.00
512-500352	Transportation of Clients	2022	\$70,240.00	\$0.00	\$70,240.00
541-500383	Meals - Congregate	2022	\$0.00	\$0.00	\$0.00
544-500386	Meals - Home Delivered	2022	\$0.00	\$0.00	\$0.00
		<b>Subtotal</b>	<b>\$384,640.00</b>	<b>\$0.00</b>	<b>\$384,640.00</b>

## Nutrition and Transportation Services

### Community Action Partnership of Strafford County (Vendor #177200)

Class/Account	Class Title	SFY	Current Budget	Increase/ (Decrease)	Modified Budget
512-500352	Transportation of Clients	2017	\$19,861.00	\$0.00	\$19,861.00
541-500383	Meals - Congregate	2017	\$0.00	\$0.00	\$0.00
544-500386	Meals - Home Delivered	2017	\$0.00	\$0.00	\$0.00
512-500352	Transportation of Clients	2018	\$41,716.00	\$0.00	\$41,716.00
541-500383	Meals - Congregate	2018	\$0.00	\$0.00	\$0.00
544-500386	Meals - Home Delivered	2018	\$0.00	\$0.00	\$0.00
512-500352	Transportation of Clients	2019	\$41,716.00	\$0.00	\$41,716.00
541-500383	Meals - Congregate	2019	\$0.00	\$0.00	\$0.00
544-500386	Meals - Home Delivered	2019	\$0.00	\$0.00	\$0.00
512-500352	Transportation of Clients	2020	\$41,715.00	\$0.00	\$41,715.00
541-500383	Meals - Congregate	2020	\$0.00	\$0.00	\$0.00
544-500386	Meals - Home Delivered	2020	\$0.00	\$0.00	\$0.00
102-500731	Contracts (FFCRA)	2020	\$0.00	\$0.00	\$0.00
512-500352	Transportation of Clients	2021	\$41,716.00	\$0.00	\$41,716.00
541-500383	Meals - Congregate	2021	\$0.00	\$0.00	\$0.00
544-500386	Meals - Home Delivered	2021	\$0.00	\$0.00	\$0.00
512-500352	Transportation of Clients	2022	\$41,716.00	\$0.00	\$41,716.00
541-500383	Meals - Congregate	2022	\$0.00	\$0.00	\$0.00
544-500386	Meals - Home Delivered	2022	\$0.00	\$0.00	\$0.00
		<b>Subtotal</b>	<b>\$228,440.00</b>	<b>\$0.00</b>	<b>\$228,440.00</b>

## Nutrition and Transportation Services

### Strafford Nutrition MOW (Vendor # 260818)

Class/Account	Class Title	SFY	Current Budget	Increase/ (Decrease)	Modified Budget
512-500352	Transportation of Clients	2017	\$0.00	\$0.00	\$0.00
541-500383	Meals - Congregate	2017	\$27,974.00	\$0.00	\$27,974.00
544-500386	Meals - Home Delivered	2017	\$129,234.00	\$0.00	\$129,234.00
512-500352	Transportation of Clients	2018	\$0.00	\$0.00	\$0.00
541-500383	Meals - Congregate	2018	\$58,788.00	\$0.00	\$58,788.00
544-500386	Meals - Home Delivered	2018	\$271,625.00	\$0.00	\$271,625.00
512-500352	Transportation of Clients	2019	\$0.00	\$0.00	\$0.00
541-500383	Meals - Congregate	2019	\$61,026.00	\$0.00	\$61,026.00
544-500386	Meals - Home Delivered	2019	\$281,963.00	\$0.00	\$281,963.00
512-500352	Transportation of Clients	2020	\$0.00	\$0.00	\$0.00
541-500383	Meals - Congregate	2020	\$61,026.00	\$0.00	\$61,026.00
544-500386	Meals - Home Delivered	2020	\$300,926.45	\$0.00	\$300,926.45
102-500731	Contracts (FFCRA)	2020	\$75,770.00	\$0.00	\$75,770.00
512-500352	Transportation of Clients	2021	\$0.00	\$0.00	\$0.00
541-500383	Meals - Congregate	2021	\$61,026.00	\$0.00	\$61,026.00
544-500386	Meals - Home Delivered	2021	\$300,926.45	\$0.00	\$300,926.45
512-500352	Transportation of Clients	2022	\$0.00	\$0.00	\$0.00
541-500383	Meals - Congregate	2022	\$61,026.00	\$0.00	\$61,026.00
544-500386	Meals - Home Delivered	2022	\$300,926.45	\$0.00	\$300,926.45
		<b>Subtotal</b>	<b>\$1,992,237.35</b>	<b>\$0.00</b>	<b>\$1,992,237.35</b>



## Nutrition and Transportation Services

### Tri-County Community Action Program (Vendor #177195)

Class/Account	Class Title	SFY	Current Budget	Increase/ (Decrease)	Modified Budget
512-500352	Transportation of Clients	2017	\$102,490.00	\$0.00	\$102,490.00
541-500383	Meals - Congregate	2017	\$77,869.00	\$0.00	\$77,869.00
544-500386	Meals - Home Delivered	2017	\$152,570.00	\$0.00	\$152,570.00
512-500352	Transportation of Clients	2018	\$215,229.00	\$0.00	\$215,229.00
541-500383	Meals - Congregate	2018	\$163,661.00	\$0.00	\$163,661.00
544-500386	Meals - Home Delivered	2018	\$320,674.00	\$0.00	\$320,674.00
512-500352	Transportation of Clients	2019	\$215,229.00	\$0.00	\$215,229.00
541-500383	Meals - Congregate	2019	\$169,890.00	\$0.00	\$169,890.00
544-500386	Meals - Home Delivered	2019	\$332,880.00	\$0.00	\$332,880.00
512-500352	Transportation of Clients	2020	\$215,229.00	\$0.00	\$215,229.00
541-500383	Meals - Congregate	2020	\$169,890.00	\$0.00	\$169,890.00
544-500386	Meals - Home Delivered	2020	\$355,266.61	\$0.00	\$355,266.61
102-500731	Contracts (FFCRA)	2020	\$89,460.00	\$0.00	\$89,460.00
512-500352	Transportation of Clients	2021	\$215,229.00	\$0.00	\$215,229.00
541-500383	Meals - Congregate	2021	\$169,890.00	\$0.00	\$169,890.00
544-500386	Meals - Home Delivered	2021	\$355,266.61	\$0.00	\$355,266.61
512-500352	Transportation of Clients	2022	\$215,229.00	\$0.00	\$215,229.00
541-500383	Meals - Congregate	2022	\$169,890.00	\$0.00	\$169,890.00
544-500386	Meals - Home Delivered	2022	\$355,266.61	\$0.00	\$355,266.61
		<b>Subtotal</b>	<b>\$4,061,108.83</b>	<b>\$0.00</b>	<b>\$4,061,108.83</b>

## Nutrition and Transportation Services

### VNA at HCS (Vendor #177274)

Class/Account	Class Title	SFY	Current Budget	Increase/ (Decrease)	Modified Budget
512-500352	Transportation of Clients	2017	\$28,985.00	\$0.00	\$28,985.00
541-500383	Meals - Congregate	2017	\$73,277.00	\$0.00	\$73,277.00
544-500386	Meals - Home Delivered	2017	\$118,745.00	\$0.00	\$118,745.00
512-500352	Transportation of Clients	2018	\$60,856.00	\$0.00	\$60,856.00
541-500383	Meals - Congregate	2018	\$154,008.00	\$0.00	\$154,008.00
544-500386	Meals - Home Delivered	2018	\$249,575.00	\$0.00	\$249,575.00
512-500352	Transportation of Clients	2019	\$60,856.00	\$0.00	\$60,856.00
541-500383	Meals - Congregate	2019	\$159,870.00	\$0.00	\$159,870.00
544-500386	Meals - Home Delivered	2019	\$259,073.00	\$0.00	\$259,073.00
512-500352	Transportation of Clients	2020	\$60,856.00	\$0.00	\$60,856.00
541-500383	Meals - Congregate	2020	\$159,870.00	\$0.00	\$159,870.00
544-500386	Meals - Home Delivered	2020	\$276,497.06	\$0.00	\$276,497.06
102-500731	Contracts (FFCRA)	2020	\$69,620.00	\$0.00	\$69,620.00
512-500352	Transportation of Clients	2021	\$60,856.00	\$0.00	\$60,856.00
541-500383	Meals - Congregate	2021	\$159,870.00	\$0.00	\$159,870.00
544-500386	Meals - Home Delivered	2021	\$276,497.06	\$0.00	\$276,497.06
512-500352	Transportation of Clients	2022	\$60,856.00	\$0.00	\$60,856.00
541-500383	Meals - Congregate	2022	\$159,870.00	\$0.00	\$159,870.00
544-500386	Meals - Home Delivered	2022	\$276,497.06	\$0.00	\$276,497.06
		<b>Subtotal</b>	<b>\$2,726,534.18</b>	<b>\$0.00</b>	<b>\$2,726,534.18</b>

## Nutrition and Transportation Services

### 05-95-48-481010-7872 Summary for All Vendors

Class/Account	Class Title	SFY	Current Budget	Increase/ (Decrease)	Modified Budget
512-500352	Transportation of Clients	2017	\$747,709.00	\$0.00	\$747,709.00
541-500383	Meals - Congregate	2017	\$1,011,322.00	\$0.00	\$1,011,322.00
544-500386	Meals - Home Delivered	2017	\$1,981,328.00	\$0.00	\$1,981,328.00
512-500352	Transportation of Clients	2018	\$1,570,313.00	\$0.00	\$1,570,313.00
541-500383	Meals - Congregate	2018	\$1,992,637.00	\$0.00	\$1,992,637.00
544-500386	Meals - Home Delivered	2018	\$4,297,313.00	\$0.00	\$4,297,313.00
512-500352	Transportation of Clients	2019	\$1,570,313.00	\$0.00	\$1,570,313.00
541-500383	Meals - Congregate	2019	\$2,068,482.00	\$0.00	\$2,068,482.00
544-500386	Meals - Home Delivered	2019	\$4,460,875.00	\$0.00	\$4,460,875.00
512-500352	Transportation of Clients	2020	\$1,570,310.00	\$0.00	\$1,570,310.00
541-500383	Meals - Congregate	2020	\$1,868,482.00	\$0.00	\$1,868,482.00
544-500386	Meals - Home Delivered	2020	\$4,960,880.00	\$0.00	\$4,960,880.00
102-500731	Contracts (FFCRA)	2020	\$1,198,800.00	\$0.00	\$1,198,800.00
512-500352	Transportation of Clients	2021	\$1,570,313.00	\$0.00	\$1,570,313.00
541-500383	Meals - Congregate	2021	\$2,068,482.00	\$0.00	\$2,068,482.00
544-500386	Meals - Home Delivered	2021	\$4,760,880.00	\$0.00	\$4,760,880.00
512-500352	Transportation of Clients	2022	\$1,570,313.00	\$0.00	\$1,570,313.00
541-500383	Meals - Congregate	2022	\$2,068,482.00	\$0.00	\$2,068,482.00
544-500386	Meals - Home Delivered	2022	\$4,760,880.00	\$0.00	\$4,760,880.00
		<b>Subtotal</b>	<b>\$46,098,114.00</b>	<b>\$0.00</b>	<b>\$46,098,114.00</b>

## Nutrition and Transportation Services

**05-95-48-481010-9255 HEALTH AND SOCIAL SERVICES, DEPT OF HEALTH AND HUMAN SVS, HHS: ELDERLY AND ADULT SERVICES, GRANTS TO LOCALS, SOCIAL SERVICE BLOCK GRANT (60% Federal Funds; 40% General Funds)**

### Community Action Program Belknap-Merrimack Counties, Inc. (Vendor #177203)

Class/Account	Class Title	SFY	Current Budget	Increase/ (Decrease)	Modified Budget
544-500386	Meals Home Delivered	2017	\$252,962.00	\$0.00	\$252,962.00
544-500386	Meals Home Delivered	2018	\$531,679.00	\$0.00	\$531,679.00
544-500386	Meals Home Delivered	2019	\$551,916.00	\$0.00	\$551,916.00
544-500386	Meals Home Delivered	2020	\$551,915.00	\$0.00	\$551,915.00
544-500386	Meals Home Delivered	2021	\$551,916.00	\$0.00	\$551,916.00
544-500386	Meals Home Delivered	2022	\$551,916.00	\$0.00	\$551,916.00
		<b>Subtotal</b>	<b>\$2,992,304.00</b>	<b>\$0.00</b>	<b>\$2,992,304.00</b>

### Easter Seals New Hampshire, Inc. (Vendor # 177204)

Class/Account	Class Title	SFY	Current Budget	Increase/ (Decrease)	Modified Budget
544-500386	Meals Home Delivered	2017	\$0.00	\$0.00	\$0.00
544-500386	Meals Home Delivered	2018	\$0.00	\$0.00	\$0.00
544-500386	Meals Home Delivered	2019	\$0.00	\$0.00	\$0.00
544-500386	Meals Home Delivered	2020	\$0.00	\$0.00	\$0.00
544-500386	Meals Home Delivered	2021	\$0.00	\$0.00	\$0.00
544-500386	Meals Home Delivered	2022	\$0.00	\$0.00	\$0.00
		<b>Subtotal</b>	<b>\$0.00</b>	<b>\$0.00</b>	<b>\$0.00</b>

### Gibson Center for Senior Services (Vendor #155344)

Class/Account	Class Title	SFY	Current Budget	Increase/ (Decrease)	Modified Budget
544-500386	Meals Home Delivered	2017	\$19,701.00	\$0.00	\$19,701.00
544-500386	Meals Home Delivered	2018	\$41,402.00	\$0.00	\$41,402.00
544-500386	Meals Home Delivered	2019	\$42,978.00	\$0.00	\$42,978.00
544-500386	Meals Home Delivered	2020	\$42,978.00	\$0.00	\$42,978.00
544-500386	Meals Home Delivered	2021	\$42,978.00	\$0.00	\$42,978.00
544-500386	Meals Home Delivered	2022	\$42,978.00	\$0.00	\$42,978.00
		<b>Subtotal</b>	<b>\$233,015.00</b>	<b>\$0.00</b>	<b>\$233,015.00</b>

## Nutrition and Transportation Services

### Grafton County Senior Citizens Council, Inc. (Vendor # 177675)

Class/Account	Class Title	SFY	Current Budget	Increase/ (Decrease)	Modified Budget
544-500386	Meals Home Delivered	2017	\$144,419.00	\$0.00	\$144,419.00
544-500386	Meals Home Delivered	2018	\$303,537.00	\$0.00	\$303,537.00
544-500386	Meals Home Delivered	2019	\$315,090.00	\$0.00	\$315,090.00
544-500386	Meals Home Delivered	2020	\$315,090.00	\$0.00	\$315,090.00
544-500386	Meals Home Delivered	2021	\$315,090.00	\$0.00	\$315,090.00
544-500386	Meals Home Delivered	2022	\$315,090.00	\$0.00	\$315,090.00
		<b>Subtotal</b>	<b>\$1,708,316.00</b>	<b>\$0.00</b>	<b>\$1,708,316.00</b>

### Greater Wakefield Nutrition and Transportation. (Vendor # 158408)

Class/Account	Class Title	SFY	Current Budget	Increase/ (Decrease)	Modified Budget
544-500386	Meals Home Delivered	2017	\$0.00	\$0.00	\$0.00
544-500386	Meals Home Delivered	2018	\$0.00	\$0.00	\$0.00
544-500386	Meals Home Delivered	2019	\$0.00	\$0.00	\$0.00
544-500386	Meals Home Delivered	2020	\$0.00	\$0.00	\$0.00
544-500386	Meals Home Delivered	2021	\$0.00	\$0.00	\$0.00
544-500386	Meals Home Delivered	2022	\$0.00	\$0.00	\$0.00
		<b>Subtotal</b>	<b>\$0.00</b>	<b>\$0.00</b>	<b>\$0.00</b>

### Lamprey Health Care (Vendor #177677)

Class/Account	Class Title	SFY	Current Budget	Increase/ (Decrease)	Modified Budget
544-500386	Meals Home Delivered	2017	\$0.00	\$0.00	\$0.00
544-500386	Meals Home Delivered	2018	\$0.00	\$0.00	\$0.00
544-500386	Meals Home Delivered	2019	\$0.00	\$0.00	\$0.00
544-500386	Meals Home Delivered	2020	\$0.00	\$0.00	\$0.00
544-500386	Meals Home Delivered	2021	\$0.00	\$0.00	\$0.00
544-500386	Meals Home Delivered	2022	\$0.00	\$0.00	\$0.00
		<b>Subtotal</b>	<b>\$0.00</b>	<b>\$0.00</b>	<b>\$0.00</b>

## Nutrition and Transportation Services

### Newport Senior Center (Vendor #177250)

Class/Account	Class Title	SFY	Current Budget	Increase/ (Decrease)	Modified Budget
544-500386	Meals Home Delivered	2017	\$119,598.00	\$0.00	\$119,598.00
544-500386	Meals Home Delivered	2018	\$251,372.00	\$0.00	\$251,372.00
544-500386	Meals Home Delivered	2019	\$260,940.00	\$0.00	\$260,940.00
544-500386	Meals Home Delivered	2020	\$260,940.00	\$0.00	\$260,940.00
544-500386	Meals Home Delivered	2021	\$260,940.00	\$0.00	\$260,940.00
544-500386	Meals Home Delivered	2022	\$260,940.00	\$0.00	\$260,940.00
		<b>Subtotal</b>	<b>\$1,414,730.00</b>	<b>\$0.00</b>	<b>\$1,414,730.00</b>

### Ossipee Concerned Citizens (Vendor #170158)

Class/Account	Class Title	SFY	Current Budget	Increase/ (Decrease)	Modified Budget
544-500386	Meals Home Delivered	2017	\$78,590.00	\$0.00	\$78,590.00
544-500386	Meals Home Delivered	2018	\$165,175.00	\$0.00	\$165,175.00
544-500386	Meals Home Delivered	2019	\$171,462.00	\$0.00	\$171,462.00
544-500386	Meals Home Delivered	2020	\$171,462.00	\$0.00	\$171,462.00
544-500386	Meals Home Delivered	2021	\$171,462.00	\$0.00	\$171,462.00
544-500386	Meals Home Delivered	2022	\$171,462.00	\$0.00	\$171,462.00
		<b>Subtotal</b>	<b>\$929,613.00</b>	<b>\$0.00</b>	<b>\$929,613.00</b>

### Rockingham Nutrition MOW (Vendor #155197)

Class/Account	Class Title	SFY	Current Budget	Increase/ (Decrease)	Modified Budget
544-500386	Meals Home Delivered	2017	\$273,306.00	\$0.00	\$273,306.00
544-500386	Meals Home Delivered	2018	\$574,440.00	\$0.00	\$574,440.00
544-500386	Meals Home Delivered	2019	\$596,304.00	\$0.00	\$596,304.00
544-500386	Meals Home Delivered	2020	\$596,304.00	\$0.00	\$596,304.00
544-500386	Meals Home Delivered	2021	\$596,304.00	\$0.00	\$596,304.00
544-500386	Meals Home Delivered	2022	\$596,304.00	\$0.00	\$596,304.00
		<b>Subtotal</b>	<b>\$3,232,962.00</b>	<b>\$0.00</b>	<b>\$3,232,962.00</b>

## Nutrition and Transportation Services

### St Joseph Community Services (Vendor #155093)

Class/Account	Class Title	SFY	Current Budget	Increase/ (Decrease)	Modified Budget
544-500386	Meals Home Delivered	2017	\$182,479.00	\$0.00	\$182,479.00
544-500386	Meals Home Delivered	2018	\$383,532.00	\$0.00	\$383,532.00
544-500386	Meals Home Delivered	2019	\$398,130.00	\$0.00	\$398,130.00
544-500386	Meals Home Delivered	2020	\$398,130.00	\$0.00	\$398,130.00
544-500386	Meals Home Delivered	2021	\$398,130.00	\$0.00	\$398,130.00
544-500386	Meals Home Delivered	2022	\$398,130.00	\$0.00	\$398,130.00
		<b>Subtotal</b>	<b>\$2,158,531.00</b>	<b>\$0.00</b>	<b>\$2,158,531.00</b>

### Southwestern Community Services (Vendor #177511)

Class/Account	Class Title	SFY	Current Budget	Increase/ (Decrease)	Modified Budget
544-500386	Meals Home Delivered	2017	\$0.00	\$0.00	\$0.00
544-500386	Meals Home Delivered	2018	\$0.00	\$0.00	\$0.00
544-500386	Meals Home Delivered	2019	\$0.00	\$0.00	\$0.00
544-500386	Meals Home Delivered	2020	\$0.00	\$0.00	\$0.00
544-500386	Meals Home Delivered	2021	\$0.00	\$0.00	\$0.00
544-500386	Meals Home Delivered	2022	\$0.00	\$0.00	\$0.00
		<b>Subtotal</b>	<b>\$0.00</b>	<b>\$0.00</b>	<b>\$0.00</b>

### Community Action Partnership of Strafford County (Vendor #177200)

Class/Account	Class Title	SFY	Current Budget	Increase/ (Decrease)	Modified Budget
544-500386	Meals Home Delivered	2017	\$0.00	\$0.00	\$0.00
544-500386	Meals Home Delivered	2018	\$0.00	\$0.00	\$0.00
544-500386	Meals Home Delivered	2019	\$0.00	\$0.00	\$0.00
544-500386	Meals Home Delivered	2020	\$0.00	\$0.00	\$0.00
544-500386	Meals Home Delivered	2021	\$0.00	\$0.00	\$0.00
544-500386	Meals Home Delivered	2022	\$0.00	\$0.00	\$0.00
		<b>Subtotal</b>	<b>\$0.00</b>	<b>\$0.00</b>	<b>\$0.00</b>

## Nutrition and Transportation Services

### Strafford Nutrition MOW (Vendor # 260818)

Class/Account	Class Title	SFY	Current Budget	Increase/ (Decrease)	Modified Budget
544-500386	Meals Home Delivered	2017	\$63,965.00	\$0.00	\$63,965.00
544-500386	Meals Home Delivered	2018	\$134,443.00	\$0.00	\$134,443.00
544-500386	Meals Home Delivered	2019	\$139,560.00	\$0.00	\$139,560.00
544-500386	Meals Home Delivered	2020	\$139,560.00	\$0.00	\$139,560.00
544-500386	Meals Home Delivered	2021	\$139,560.00	\$0.00	\$139,560.00
544-500386	Meals Home Delivered	2022	\$139,560.00	\$0.00	\$139,560.00
		<b>Subtotal</b>	<b>\$756,648.00</b>	<b>\$0.00</b>	<b>\$756,648.00</b>

### Tri-County Community Action Program (Vendor #177195)

Class/Account	Class Title	SFY	Current Budget	Increase/ (Decrease)	Modified Budget
544-500386	Meals Home Delivered	2017	\$68,206.00	\$0.00	\$68,206.00
544-500386	Meals Home Delivered	2018	\$143,350.00	\$0.00	\$143,350.00
544-500386	Meals Home Delivered	2019	\$148,806.00	\$0.00	\$148,806.00
544-500386	Meals Home Delivered	2020	\$148,806.00	\$0.00	\$148,806.00
544-500386	Meals Home Delivered	2021	\$148,806.00	\$0.00	\$148,806.00
544-500386	Meals Home Delivered	2022	\$148,806.00	\$0.00	\$148,806.00
		<b>Subtotal</b>	<b>\$806,780.00</b>	<b>\$0.00</b>	<b>\$806,780.00</b>

### VNA at HCS (Vendor #177274)

Class/Account	Class Title	SFY	Current Budget	Increase/ (Decrease)	Modified Budget
544-500386	Meals Home Delivered	2017	\$104,451.00	\$0.00	\$104,451.00
544-500386	Meals Home Delivered	2018	\$219,536.00	\$0.00	\$219,536.00
544-500386	Meals Home Delivered	2019	\$227,892.00	\$0.00	\$227,892.00
544-500386	Meals Home Delivered	2020	\$227,892.00	\$0.00	\$227,892.00
544-500386	Meals Home Delivered	2021	\$227,892.00	\$0.00	\$227,892.00
544-500386	Meals Home Delivered	2022	\$227,892.00	\$0.00	\$227,892.00
		<b>Subtotal</b>	<b>\$1,235,555.00</b>	<b>\$0.00</b>	<b>\$1,235,555.00</b>



## Nutrition and Transportation Services

### 05-95-48-481010-9255 Summary for All Vendors

Class/Account	Class Title	SFY	Current Budget	Increase/ (Decrease)	Modified Budget
544-500386	Meals Home Delivered	2017	\$1,307,677.00	\$0.00	\$1,307,677.00
544-500386	Meals Home Delivered	2018	\$2,748,466.00	\$0.00	\$2,748,466.00
544-500386	Meals Home Delivered	2019	\$2,853,078.00	\$0.00	\$2,853,078.00
544-500386	Meals Home Delivered	2020	\$2,853,077.00	\$0.00	\$2,853,077.00
544-500386	Meals Home Delivered	2021	\$2,853,078.00	\$0.00	\$2,853,078.00
544-500386	Meals Home Delivered	2022	\$2,853,078.00	\$0.00	\$2,853,078.00
		<b>Subtotal</b>	<b>\$15,468,454.00</b>	<b>\$0.00</b>	<b>\$15,468,454.00</b>

### 05-95-48-481010-1917 HEALTH AND SOCIAL SERVICES, DEPT OF HEALTH AND HUMAN SVCS, HHS: ELDERLY - ADULT SERVICES, GRANTS TO LOCALS, CARES ACT TITLE III GRANTS, 100% FEDERAL

#### Community Action Program Belknap-Merrimack Counties, Inc. (Vendor #177203)

Class/Account	Class Title	SFY	Current Budget	Increase/ (Decrease)	Modified Budget
102-500731	Contracts (CARES)	2017	\$0.00	\$0.00	\$0.00
102-500731	Contracts (CARES)	2018	\$0.00	\$0.00	\$0.00
102-500731	Contracts (CARES)	2019	\$0.00	\$0.00	\$0.00
102-500731	Contracts (CARES)	2020	\$0.00	\$0.00	\$0.00
102-500731	Contracts (CARES)	2021	\$0.00	\$0.00	\$0.00
102-500731	Contracts (CARES)	2022	\$0.00	\$0.00	\$0.00
		<b>Subtotal</b>	<b>\$0.00</b>	<b>\$0.00</b>	<b>\$0.00</b>

#### Easter Seals New Hampshire, Inc. (Vendor # 177204)

Class/Account	Class Title	SFY	Current Budget	Increase/ (Decrease)	Modified Budget
102-500731	Contracts (CARES)	2017	\$0.00	\$0.00	\$0.00
102-500731	Contracts (CARES)	2018	\$0.00	\$0.00	\$0.00
102-500731	Contracts (CARES)	2019	\$0.00	\$0.00	\$0.00
102-500731	Contracts (CARES)	2020	\$0.00	\$0.00	\$0.00
102-500731	Contracts (CARES)	2021	\$0.00	\$0.00	\$0.00
102-500731	Contracts (CARES)	2022	\$0.00	\$0.00	\$0.00
		<b>Subtotal</b>	<b>\$0.00</b>	<b>\$0.00</b>	<b>\$0.00</b>

## Nutrition and Transportation Services

### Gibson Center for Senior Services (Vendor #155344)

Class/Account	Class Title	SFY	Current Budget	Increase/ (Decrease)	Modified Budget
102-500731	Contracts (CARES)	2017	\$0.00	\$0.00	\$0.00
102-500731	Contracts (CARES)	2018	\$0.00	\$0.00	\$0.00
102-500731	Contracts (CARES)	2019	\$0.00	\$0.00	\$0.00
102-500731	Contracts (CARES)	2020	\$0.00	\$0.00	\$0.00
102-500731	Contracts (CARES)	2021	\$0.00	\$0.00	\$0.00
102-500731	Contracts (CARES)	2022	\$0.00	\$0.00	\$0.00
		<b>Subtotal</b>	<b>\$0.00</b>	<b>\$0.00</b>	<b>\$0.00</b>

### Grafton County Senior Citizens Council, Inc. (Vendor # 177675)

Class/Account	Class Title	SFY	Current Budget	Increase/ (Decrease)	Modified Budget
102-500731	Contracts (CARES)	2017	\$0.00	\$0.00	\$0.00
102-500731	Contracts (CARES)	2018	\$0.00	\$0.00	\$0.00
102-500731	Contracts (CARES)	2019	\$0.00	\$0.00	\$0.00
102-500731	Contracts (CARES)	2020	\$0.00	\$0.00	\$0.00
102-500731	Contracts (CARES)	2021	\$0.00	\$0.00	\$0.00
102-500731	Contracts (CARES)	2022	\$0.00	\$0.00	\$0.00
		<b>Subtotal</b>	<b>\$0.00</b>	<b>\$0.00</b>	<b>\$0.00</b>

### Greater Wakefield Nutrition and Transportation. (Vendor # 158408)

Class/Account	Class Title	SFY	Current Budget	Increase/ (Decrease)	Modified Budget
102-500731	Contracts (CARES)	2017	\$0.00	\$0.00	\$0.00
102-500731	Contracts (CARES)	2018	\$0.00	\$0.00	\$0.00
102-500731	Contracts (CARES)	2019	\$0.00	\$0.00	\$0.00
102-500731	Contracts (CARES)	2020	\$0.00	\$0.00	\$0.00
102-500731	Contracts (CARES)	2021	\$0.00	\$0.00	\$0.00
102-500731	Contracts (CARES)	2022	\$0.00	\$0.00	\$0.00
		<b>Subtotal</b>	<b>\$0.00</b>	<b>\$0.00</b>	<b>\$0.00</b>

## Nutrition and Transportation Services

### Lamprey Health Care (Vendor #177677)

Class/Account	Class Title	SFY	Current Budget	Increase/ (Decrease)	Modified Budget
102-500731	Contracts (CARES)	2017	\$0.00	\$0.00	\$0.00
102-500731	Contracts (CARES)	2018	\$0.00	\$0.00	\$0.00
102-500731	Contracts (CARES)	2019	\$0.00	\$0.00	\$0.00
102-500731	Contracts (CARES)	2020	\$0.00	\$0.00	\$0.00
102-500731	Contracts (CARES)	2021	\$0.00	\$0.00	\$0.00
102-500731	Contracts (CARES)	2022	\$0.00	\$0.00	\$0.00
		<b>Subtotal</b>	<b>\$0.00</b>	<b>\$0.00</b>	<b>\$0.00</b>

### Newport Senior Center (Vendor #177250)

Class/Account	Class Title	SFY	Current Budget	Increase/ (Decrease)	Modified Budget
102-500731	Contracts (CARES)	2017	\$0.00	\$0.00	\$0.00
102-500731	Contracts (CARES)	2018	\$0.00	\$0.00	\$0.00
102-500731	Contracts (CARES)	2019	\$0.00	\$0.00	\$0.00
102-500731	Contracts (CARES)	2020	\$0.00	\$0.00	\$0.00
102-500731	Contracts (CARES)	2021	\$0.00	\$0.00	\$0.00
102-500731	Contracts (CARES)	2022	\$0.00	\$0.00	\$0.00
		<b>Subtotal</b>	<b>\$0.00</b>	<b>\$0.00</b>	<b>\$0.00</b>

### Ossipee Concerned Citizens (Vendor #170158)

Class/Account	Class Title	SFY	Current Budget	Increase/ (Decrease)	Modified Budget
102-500731	Contracts (CARES)	2017	\$0.00	\$0.00	\$0.00
102-500731	Contracts (CARES)	2018	\$0.00	\$0.00	\$0.00
102-500731	Contracts (CARES)	2019	\$0.00	\$0.00	\$0.00
102-500731	Contracts (CARES)	2020	\$0.00	\$0.00	\$0.00
102-500731	Contracts (CARES)	2021	\$0.00	\$0.00	\$0.00
102-500731	Contracts (CARES)	2022	\$0.00	\$0.00	\$0.00
		<b>Subtotal</b>	<b>\$0.00</b>	<b>\$0.00</b>	<b>\$0.00</b>

## Nutrition and Transportation Services

### Rockingham Nutrition MOW (Vendor #155197)

Class/Account	Class Title	SFY	Current Budget	Increase/ (Decrease)	Modified Budget
102-500731	Contracts (CARES)	2017	\$0.00	\$0.00	\$0.00
102-500731	Contracts (CARES)	2018	\$0.00	\$0.00	\$0.00
102-500731	Contracts (CARES)	2019	\$0.00	\$0.00	\$0.00
102-500731	Contracts (CARES)	2020	\$0.00	\$0.00	\$0.00
102-500731	Contracts (CARES)	2021	\$0.00	\$0.00	\$0.00
102-500731	Contracts (CARES)	2022	\$0.00	\$0.00	\$0.00
		<b>Subtotal</b>	<b>\$0.00</b>	<b>\$0.00</b>	<b>\$0.00</b>

### St Joseph Community Services (Vendor #155093)

Class/Account	Class Title	SFY	Current Budget	Increase/ (Decrease)	Modified Budget
102-500731	Contracts (CARES)	2017	\$0.00	\$0.00	\$0.00
102-500731	Contracts (CARES)	2018	\$0.00	\$0.00	\$0.00
102-500731	Contracts (CARES)	2019	\$0.00	\$0.00	\$0.00
102-500731	Contracts (CARES)	2020	\$0.00	\$0.00	\$0.00
102-500731	Contracts (CARES)	2021	\$0.00	\$0.00	\$0.00
102-500731	Contracts (CARES)	2022	\$0.00	\$0.00	\$0.00
		<b>Subtotal</b>	<b>\$0.00</b>	<b>\$0.00</b>	<b>\$0.00</b>

### Southwestern Community Services (Vendor #177511)

Class/Account	Class Title	SFY	Current Budget	Increase/ (Decrease)	Modified Budget
102-500731	Contracts (CARES)	2017	\$0.00	\$0.00	\$0.00
102-500731	Contracts (CARES)	2018	\$0.00	\$0.00	\$0.00
102-500731	Contracts (CARES)	2019	\$0.00	\$0.00	\$0.00
102-500731	Contracts (CARES)	2020	\$0.00	\$0.00	\$0.00
102-500731	Contracts (CARES)	2021	\$0.00	\$0.00	\$0.00
102-500731	Contracts (CARES)	2022	\$0.00	\$0.00	\$0.00
		<b>Subtotal</b>	<b>\$0.00</b>	<b>\$0.00</b>	<b>\$0.00</b>

## Nutrition and Transportation Services

### Community Action Partnership of Strafford County (Vendor #177200)

Class/Account	Class Title	SFY	Current Budget	Increase/ (Decrease)	Modified Budget
102-500731	Contracts (CARES)	2017	\$0.00	\$0.00	\$0.00
102-500731	Contracts (CARES)	2018	\$0.00	\$0.00	\$0.00
102-500731	Contracts (CARES)	2019	\$0.00	\$0.00	\$0.00
102-500731	Contracts (CARES)	2020	\$0.00	\$0.00	\$0.00
102-500731	Contracts (CARES)	2021	\$0.00	\$0.00	\$0.00
102-500731	Contracts (CARES)	2022	\$0.00	\$0.00	\$0.00
		<b>Subtotal</b>	<b>\$0.00</b>	<b>\$0.00</b>	<b>\$0.00</b>

### Strafford Nutrition MOW (Vendor # 260818)

Class/Account	Class Title	SFY	Current Budget	Increase/ (Decrease)	Modified Budget
102-500731	Contracts (CARES)	2017	\$0.00	\$0.00	\$0.00
102-500731	Contracts (CARES)	2018	\$0.00	\$0.00	\$0.00
102-500731	Contracts (CARES)	2019	\$0.00	\$0.00	\$0.00
102-500731	Contracts (CARES)	2020	\$0.00	\$0.00	\$0.00
102-500731	Contracts (CARES)	2021	\$0.00	\$0.00	\$0.00
102-500731	Contracts (CARES)	2022	\$0.00	\$0.00	\$0.00
		<b>Subtotal</b>	<b>\$0.00</b>	<b>\$0.00</b>	<b>\$0.00</b>

### Tri-County Community Action Program (Vendor #177195)

Class/Account	Class Title	SFY	Current Budget	Increase/ (Decrease)	Modified Budget
102-500731	Contracts (CARES)	2017	\$0.00	\$0.00	\$0.00
102-500731	Contracts (CARES)	2018	\$0.00	\$0.00	\$0.00
102-500731	Contracts (CARES)	2019	\$0.00	\$0.00	\$0.00
102-500731	Contracts (CARES)	2020	\$0.00	\$0.00	\$0.00
102-500731	Contracts (CARES)	2021	\$0.00	\$0.00	\$0.00
102-500731	Contracts (CARES)	2022	\$0.00	\$0.00	\$0.00
		<b>Subtotal</b>	<b>\$0.00</b>	<b>\$0.00</b>	<b>\$0.00</b>

## Nutrition and Transportation Services

### VNA at HCS (Vendor #177274)

Class/Account	Class Title	SFY	Current Budget	Increase/ (Decrease)	Modified Budget
102-500731	Contracts (CARES)	2017	\$0.00	\$0.00	\$0.00
102-500731	Contracts (CARES)	2018	\$0.00	\$0.00	\$0.00
102-500731	Contracts (CARES)	2019	\$0.00	\$0.00	\$0.00
102-500731	Contracts (CARES)	2020	\$0.00	\$0.00	\$0.00
102-500731	Contracts (CARES)	2021	\$0.00	\$0.00	\$0.00
102-500731	Contracts (CARES)	2022	\$0.00	\$0.00	\$0.00
		<b>Subtotal</b>	<b>\$0.00</b>	<b>\$0.00</b>	<b>\$0.00</b>

### 05-95-48-481010-1917 Summary for All Vendors

Class/Account	Class Title	SFY	Current Budget	Increase/ (Decrease)	Modified Budget
102-500731	Contracts (CARES)	2017	\$0.00	\$0.00	\$0.00
102-500731	Contracts (CARES)	2018	\$0.00	\$0.00	\$0.00
102-500731	Contracts (CARES)	2019	\$0.00	\$0.00	\$0.00
102-500731	Contracts (CARES)	2020	\$0.00	\$0.00	\$0.00
102-500731	Contracts (CARES)	2021	\$0.00	\$0.00	\$0.00
102-500731	Contracts (CARES)	2022	\$0.00	\$0.00	\$0.00
		<b>Subtotal</b>	<b>\$0.00</b>	<b>\$0.00</b>	<b>\$0.00</b>

### Summary by Vendor by Year

#### Community Action Program Belknap-Merrimack Counties, Inc. (Vendor #177203)

		SFY	Current Budget	Increase/ (Decrease)	Modified Budget
		2017	\$875,935.00	\$0.00	\$875,935.00
		2018	\$1,840,867.00	\$0.00	\$1,840,867.00
		2019	\$1,900,972.00	\$0.00	\$1,900,972.00
		2020	\$2,146,371.01	\$0.00	\$2,146,371.01
		2021	\$1,950,092.01	\$0.00	\$1,950,092.01
		2022	\$1,950,092.01	\$0.00	\$1,950,092.01
		<b>Subtotal</b>	<b>\$10,664,329.03</b>	<b>\$0.00</b>	<b>\$10,664,329.03</b>

## Nutrition and Transportation Services

### Easter Seals New Hampshire, Inc. (Vendor # 177204)

		SFY	Current Budget	Increase/ (Decrease)	Modified Budget
		2017	\$53,894.00	\$0.00	\$53,894.00
		2018	\$113,200.00	\$0.00	\$113,200.00
		2019	\$113,200.00	\$0.00	\$113,200.00
		2020	\$113,199.00	\$0.00	\$113,199.00
		2021	\$113,200.00	\$0.00	\$113,200.00
		2022	\$113,200.00	\$0.00	\$113,200.00
		<b>Subtotal</b>	<b>\$619,893.00</b>	<b>\$0.00</b>	<b>\$619,893.00</b>

### Gibson Center for Senior Services (Vendor #155344)

		SFY	Current Budget	Increase/ (Decrease)	Modified Budget
		2017	\$144,698.00	\$0.00	\$144,698.00
		2018	\$304,072.00	\$0.00	\$304,072.00
		2019	\$314,619.00	\$0.00	\$314,619.00
		2020	\$362,555.82	\$0.00	\$362,555.82
		2021	\$324,215.82	\$0.00	\$324,215.82
		2022	\$324,215.82	\$0.00	\$324,215.82
		<b>Subtotal</b>	<b>\$1,774,376.46</b>	<b>\$0.00</b>	<b>\$1,774,376.46</b>

### Grafton County Senior Citizens Council, Inc. (Vendor # 177675)

		SFY	Current Budget	Increase/ (Decrease)	Modified Budget
		2017	\$676,245.00	\$0.00	\$676,245.00
		2018	\$1,421,054.00	\$0.00	\$1,421,054.00
		2019	\$1,460,503.00	\$0.00	\$1,460,503.00
		2020	\$1,578,587.26	\$0.00	\$1,578,587.26
		2021	\$1,484,137.26	\$0.00	\$1,484,137.26
		2022	\$1,484,137.26	\$0.00	\$1,484,137.26
		<b>Subtotal</b>	<b>\$8,104,663.78</b>	<b>\$0.00</b>	<b>\$8,104,663.78</b>

## Nutrition and Transportation Services

### Greater Wakefield Nutrition and Transportation. (Vendor # 158408)

		SFY	Current Budget	Increase/ (Decrease)	Modified Budget
		2017	\$8,800.00	\$0.00	\$8,800.00
		2018	\$18,496.00	\$0.00	\$18,496.00
		2019	\$19,200.00	\$0.00	\$19,200.00
		2020	\$19,200.00	\$0.00	\$19,200.00
		2021	\$19,200.00	\$0.00	\$19,200.00
		2022	\$19,200.00	\$0.00	\$19,200.00
		<b>Subtotal</b>	<b>\$104,096.00</b>	<b>\$0.00</b>	<b>\$104,096.00</b>

### Lamprey Health Care (Vendor #177677)

		SFY	Current Budget	Increase/ (Decrease)	Modified Budget
		2017	\$33,873.00	\$0.00	\$33,873.00
		2018	\$71,133.00	\$0.00	\$71,133.00
		2019	\$71,133.00	\$0.00	\$71,133.00
		2020	\$71,133.00	\$0.00	\$71,133.00
		2021	\$71,133.00	(\$71,133.00)	\$0.00
		2022	\$71,133.00	(\$71,133.00)	\$0.00
		<b>Subtotal</b>	<b>\$389,538.00</b>	<b>(\$142,266.00)</b>	<b>\$247,272.00</b>

### Newport Senior Center (Vendor #177250)

		SFY	Current Budget	Increase/ (Decrease)	Modified Budget
		2017	\$363,644.00	\$0.00	\$363,644.00
		2018	\$764,254.00	\$0.00	\$764,254.00
		2019	\$790,246.00	\$0.00	\$790,246.00
		2020	\$881,851.59	\$0.00	\$881,851.59
		2021	\$808,581.59	\$0.00	\$808,581.59
		2022	\$808,581.59	\$0.00	\$808,581.59
		<b>Subtotal</b>	<b>\$4,417,158.77</b>	<b>\$0.00</b>	<b>\$4,417,158.77</b>



## Nutrition and Transportation Services

### Ossipee Concerned Citizens (Vendor #170158)

		SFY	Current Budget	Increase/ (Decrease)	Modified Budget
		2017	\$213,226.00	\$0.00	\$213,226.00
		2018	\$448,152.00	\$0.00	\$448,152.00
		2019	\$465,209.00	\$0.00	\$465,209.00
		2020	\$517,883.66	\$0.00	\$517,883.66
		2021	\$475,753.66	\$0.00	\$475,753.66
		2022	\$475,753.66	\$0.00	\$475,753.66
		<b>Subtotal</b>	<b>\$2,595,977.98</b>	<b>\$0.00</b>	<b>\$2,595,977.98</b>

### Rockingham Nutrition MOW (Vendor #155197)

		SFY	Current Budget	Increase/ (Decrease)	Modified Budget
		2017	\$819,736.00	\$0.00	\$819,736.00
		2018	\$1,722,783.00	\$0.00	\$1,722,783.00
		2019	\$1,781,095.00	\$0.00	\$1,781,095.00
		2020	\$2,024,354.48	\$0.00	\$2,024,354.48
		2021	\$1,829,784.48	\$71,133.00	\$1,900,917.48
		2022	\$1,829,784.48	\$71,133.00	\$1,900,917.48
		<b>Subtotal</b>	<b>\$10,007,537.44</b>	<b>\$142,266.00</b>	<b>\$10,149,803.44</b>

### St Joseph Community Services (Vendor #155093)

		SFY	Current Budget	Increase/ (Decrease)	Modified Budget
		2017	\$856,917.00	\$0.00	\$856,917.00
		2018	\$1,801,017.00	\$0.00	\$1,801,017.00
		2019	\$1,867,570.00	\$0.00	\$1,867,570.00
		2020	\$2,273,790.06	\$0.00	\$2,273,790.06
		2021	\$1,948,880.06	\$0.00	\$1,948,880.06
		2022	\$1,948,880.06	\$0.00	\$1,948,880.06
		<b>Subtotal</b>	<b>\$10,697,054.18</b>	<b>\$0.00</b>	<b>\$10,697,054.18</b>

## Nutrition and Transportation Services

### Southwestern Community Services (Vendor #177511)

		SFY	Current Budget	Increase/ (Decrease)	Modified Budget
		2017	\$33,441.00	\$0.00	\$33,441.00
		2018	\$70,240.00	\$0.00	\$70,240.00
		2019	\$70,240.00	\$0.00	\$70,240.00
		2020	\$70,239.00	\$0.00	\$70,239.00
		2021	\$70,240.00	\$0.00	\$70,240.00
		2022	\$70,240.00	\$0.00	\$70,240.00
		<b>Subtotal</b>	<b>\$384,640.00</b>	<b>\$0.00</b>	<b>\$384,640.00</b>

### Community Action Partnership of Strafford County (Vendor #177200)

		SFY	Current Budget	Increase/ (Decrease)	Modified Budget
		2017	\$19,861.00	\$0.00	\$19,861.00
		2018	\$41,716.00	\$0.00	\$41,716.00
		2019	\$41,716.00	\$0.00	\$41,716.00
		2020	\$41,715.00	\$0.00	\$41,715.00
		2021	\$41,716.00	\$0.00	\$41,716.00
		2022	\$41,716.00	\$0.00	\$41,716.00
		<b>Subtotal</b>	<b>\$228,440.00</b>	<b>\$0.00</b>	<b>\$228,440.00</b>

### Strafford Nutrition MOW (Vendor # 260818)

		SFY	Current Budget	Increase/ (Decrease)	Modified Budget
		2017	\$221,173.00	\$0.00	\$221,173.00
		2018	\$464,856.00	\$0.00	\$464,856.00
		2019	\$482,549.00	\$0.00	\$482,549.00
		2020	\$577,282.45	\$0.00	\$577,282.45
		2021	\$501,512.45	\$0.00	\$501,512.45
		2022	\$501,512.45	\$0.00	\$501,512.45
		<b>Subtotal</b>	<b>\$2,748,885.35</b>	<b>\$0.00</b>	<b>\$2,748,885.35</b>

## Nutrition and Transportation Services

### Tri-County Community Action Program (Vendor #177195)

		SFY	Current Budget	Increase/ (Decrease)	Modified Budget
		2017	\$401,135.00	\$0.00	\$401,135.00
		2018	\$842,914.00	\$0.00	\$842,914.00
		2019	\$866,805.00	\$0.00	\$866,805.00
		2020	\$978,651.61	\$0.00	\$978,651.61
		2021	\$889,191.61	\$0.00	\$889,191.61
		2022	\$889,191.61	\$0.00	\$889,191.61
		<b>Subtotal</b>	<b>\$4,867,888.83</b>	<b>\$0.00</b>	<b>\$4,867,888.83</b>

### VNA at HCS (Vendor #177274)

		SFY	Current Budget	Increase/ (Decrease)	Modified Budget
		2017	\$325,458.00	\$0.00	\$325,458.00
		2018	\$683,975.00	\$0.00	\$683,975.00
		2019	\$707,691.00	\$0.00	\$707,691.00
		2020	\$794,735.06	\$0.00	\$794,735.06
		2021	\$725,115.06	\$0.00	\$725,115.06
		2022	\$725,115.06	\$0.00	\$725,115.06
		<b>Subtotal</b>	<b>\$3,962,089.18</b>	<b>\$0.00</b>	<b>\$3,962,089.18</b>

### Summary for All Vendors by Year

		SFY	Current Budget	(Decrease)	Modified Budget
		2017	\$5,048,036.00	\$0.00	\$5,048,036.00
		2018	\$10,608,729.00	\$0.00	\$10,608,729.00
		2019	\$10,952,748.00	\$0.00	\$10,952,748.00
		2020	\$12,451,549.00	\$0.00	\$12,451,549.00
		2021	\$11,252,753.00	\$0.00	\$11,252,753.00
		2022	\$11,252,753.00	\$0.00	\$11,252,753.00
		<b>Subtotal</b>	<b>\$61,566,568.00</b>	<b>\$0.00</b>	<b>\$61,566,568.00</b>

## Nutrition and Transportation Services

<b>Class/Account</b>	<b>Class Title</b>	<b>SFY</b>	<b>Current Budget</b>	<b>Increase/ (Decrease)</b>	<b>Modified Budget</b>
7872-512-500352	Transportation of Clients	2017	\$747,709.00	\$0.00	\$747,709.00
7872-541-500383	Meals - Congregate	2017	\$1,011,322.00	\$0.00	\$1,011,322.00
7872-544-500386	Meals - Home Delivered	2017	\$1,981,328.00	\$0.00	\$1,981,328.00
7872-512-500352	Transportation of Clients	2018	\$1,570,313.00	\$0.00	\$1,570,313.00
7872-541-500383	Meals - Congregate	2018	\$1,992,637.00	\$0.00	\$1,992,637.00
7872-544-500386	Meals - Home Delivered	2018	\$4,297,313.00	\$0.00	\$4,297,313.00
7872-512-500352	Transportation of Clients	2019	\$1,570,313.00	\$0.00	\$1,570,313.00
7872-541-500383	Meals - Congregate	2019	\$2,068,482.00	\$0.00	\$2,068,482.00
7872-544-500386	Meals - Home Delivered	2019	\$4,460,875.00	\$0.00	\$4,460,875.00
7872-512-500352	Transportation of Clients	2020	\$1,570,310.00	\$0.00	\$1,570,310.00
7872-541-500383	Meals - Congregate	2020	\$1,868,482.00	\$0.00	\$1,868,482.00
7872-544-500386	Meals - Home Delivered	2020	\$4,960,880.00	\$0.00	\$4,960,880.00
7872-102-500731	Contracts (FFCRA)	2020	\$1,198,800.00	\$0.00	\$1,198,800.00
7872-512-500352	Transportation of Clients	2021	\$1,570,313.00	\$0.00	\$1,570,313.00
7872-541-500383	Meals - Congregate	2021	\$2,068,482.00	\$0.00	\$2,068,482.00
7872-544-500386	Meals - Home Delivered	2021	\$4,760,880.00	\$0.00	\$4,760,880.00
7872-512-500352	Transportation of Clients	2022	\$1,570,313.00	\$0.00	\$1,570,313.00
7872-541-500383	Meals - Congregate	2022	\$2,068,482.00	\$0.00	\$2,068,482.00
7872-544-500386	Meals - Home Delivered	2022	\$4,760,880.00	\$0.00	\$4,760,880.00

## Nutrition and Transportation Services

9255-544-500386	Meals Home Delivered	2017	\$1,307,677.00	\$0.00	\$1,307,677.00
9255-544-500386	Meals Home Delivered	2018	\$2,748,466.00	\$0.00	\$2,748,466.00
9255-544-500386	Meals Home Delivered	2019	\$2,853,078.00	\$0.00	\$2,853,078.00
9255-544-500386	Meals Home Delivered	2020	\$2,853,077.00	\$0.00	\$2,853,077.00
9255-544-500386	Meals Home Delivered	2021	\$2,853,078.00	\$0.00	\$2,853,078.00
9255-544-500386	Meals Home Delivered	2022	\$2,853,078.00	\$0.00	\$2,853,078.00
1917-102-500731	Contracts (CARES)	2021	\$0.00	\$0.00	\$0.00
		<b>Total</b>	<b>\$61,566,568.00</b>	<b>\$0.00</b>	<b>\$61,566,568.00</b>

7872-512-500352	Transportation of Clients	all	\$8,599,271.00	\$0.00	\$8,599,271.00
7872-541-500383	Meals - Congregate	all	\$11,077,887.00	\$0.00	\$11,077,887.00
7872-544-500386	Meals - Home Delivered	all	\$25,222,156.00	\$0.00	\$25,222,156.00
7872-102-500731	Contracts (FFCRA)	all	\$1,198,800.00	\$0.00	\$1,198,800.00
9255-544-500386	Meals Home Delivered	all	\$15,468,454.00	\$0.00	\$15,468,454.00
1917-102-500731	Contracts (CARES)	all	\$0.00	\$0.00	\$0.00
		<b>Total</b>	<b>\$61,566,568.00</b>	<b>\$0.00</b>	<b>\$61,566,568.00</b>

<b>Grand Total SFY17</b>	2017	<b>\$5,048,036.00</b>	<b>\$0.00</b>	<b>\$5,048,036.00</b>
<b>Grand Total SFY18</b>	2018	<b>\$10,608,729.00</b>	<b>\$0.00</b>	<b>\$10,608,729.00</b>
<b>Grand Total SFY19</b>	2019	<b>\$10,952,748.00</b>	<b>\$0.00</b>	<b>\$10,952,748.00</b>
<b>Grand Total SFY20</b>	2020	<b>\$12,451,549.00</b>	<b>\$0.00</b>	<b>\$12,451,549.00</b>
<b>Grand Total SFY21</b>	2021	<b>\$11,252,753.00</b>	<b>\$0.00</b>	<b>\$11,252,753.00</b>
<b>Grand Total SFY22</b>	2022	<b>\$11,252,753.00</b>	<b>\$0.00</b>	<b>\$11,252,753.00</b>
<b>Total Contract</b>		<b>\$61,566,568.00</b>	<b>\$0.00</b>	<b>\$61,566,568.00</b>

**New Hampshire Department of Health and Human Services  
Nutrition and Transportation**



**State of New Hampshire  
Department of Health and Human Services  
Amendment #5 to the Nutrition and Transportation Contract**

This 5th Amendment to the Nutrition and Transportation contract (hereinafter referred to as "Amendment #5") is by and between the State of New Hampshire, Department of Health and Human Services (hereinafter referred to as the "State" or "Department") and Rockingham Nutrition and Meals on Wheels Program, Inc., (hereinafter referred to as "the Contractor"), a nonprofit corporation with a place of business at 106 North Road, Brentwood, NH, 03833.

WHEREAS, pursuant to an agreement (the "Contract") approved by the Governor and Executive Council on December 21, 2016, (Item #15), as amended on June 7, 2017, (Item #13), December 20, 2017, (Item #23), February 20, 2019, (Item #24), and June 24, 2020, (Item #46E), the Contractor agreed to perform certain services based upon the terms and conditions specified in the Contract as amended and in consideration of certain sums specified; and

WHEREAS, pursuant to Form P-37, General Provisions, Paragraph 18, the Contract may be amended upon written agreement of the parties and approval from the Governor and Executive Council; and

WHEREAS, the parties agree to modify the scope of services to support continued delivery of these services; and


NOW THEREFORE, in consideration of the foregoing and the mutual covenants and conditions contained in the Contract and set forth herein, the parties hereto agree to amend as follows:

1. Form P-37, General Provisions, Block 1.8, Price Limitation, to read:  
\$10,149,803.44.
2. Modify Exhibit A-1 Amendment #4 Service Area, by deleting it in its entirety and replacing it with Exhibit A-1 Amendment #5, Service Area, which is attached hereto and incorporated by reference herein.
3. Exhibit B Amendment #4, Methods and Conditions Precedent to Payment, Section 5, to read:
  4. Payment for services shall be on a cost reimbursement basis only for actual services provided in accordance with the rates identified in Exhibit B-1 Amendment #5, Rate Sheet.
4. Exhibit B Amendment #4, Methods and Conditions Precedent to Payment, Section 5, Subsection 5.2, to read:
  - 5.2 Invoices shall specify the item description and rate as indicated in Exhibit B-1 Amendment #5, Rate Sheet.
5. Modify Exhibit B-1 Amendment #4, Rate Sheet by deleting it in its entirety and replacing it with Exhibit B-1 Amendment #5, Rate Sheet, which is attached hereto and incorporated by reference herein.

*JP*  
8/14/20

**New Hampshire Department of Health and Human Services  
Nutrition and Transportation**

---



All terms and conditions of the Contract and prior amendments not inconsistent with this Amendment #5 remain in full force and effect. This amendment shall be effective upon the date of Governor and Executive Council approval.

IN WITNESS WHEREOF, the parties have set their hands as of the date written below,

State of New Hampshire  
Department of Health and Human Services

8/25/2020  
Date

Lori Shubert  
Name: Lori Shubert  
Title: Commissioner

Rockingham Nutrition and Meals on Wheels  
Program, Inc.

8/12/20  
Date

Debra Perou  
Name: Debra Perou  
Title: Executive Director

**New Hampshire Department of Health and Human Services  
Nutrition and Transportation**



The preceding Amendment, having been reviewed by this office, is approved as to form, substance, and execution.

**OFFICE OF THE ATTORNEY GENERAL**

09/04/20  
Date

Catherine Pinos  
Name:  
Title: Catherine Pinos, Attorney

I hereby certify that the foregoing Amendment was approved by the Governor and Executive Council of the State of New Hampshire at the Meeting on: \_\_\_\_\_ (date of meeting)

**OFFICE OF THE SECRETARY OF STATE**

\_\_\_\_\_  
Date

\_\_\_\_\_  
Name:  
Title:





Exhibit A-1 Amendment #5

**Service Area**

The Contractor shall ensure services in this Agreement are available to eligible individuals in the following towns/cities/counties:

- |  |  |
|--|--|
| <input type="checkbox"/> Atkinson      | <input type="checkbox"/> Londonderry   |
| <input type="checkbox"/> Auburn        | <input type="checkbox"/> New Castle    |
| <input type="checkbox"/> Brentwood     | <input type="checkbox"/> Newfields     |
| <input type="checkbox"/> Candia        | <input type="checkbox"/> Newington     |
| <input type="checkbox"/> Chester       | <input type="checkbox"/> Newmarket     |
| <input type="checkbox"/> Danville      | <input type="checkbox"/> Newton        |
| <input type="checkbox"/> Deerfield     | <input type="checkbox"/> North Hampton |
| <input type="checkbox"/> Derry         | <input type="checkbox"/> Northwood     |
| <input type="checkbox"/> Durham        | <input type="checkbox"/> Nottingham    |
| <input type="checkbox"/> East Kingston | <input type="checkbox"/> Plaistow      |
| <input type="checkbox"/> Epping        | <input type="checkbox"/> Portsmouth    |
| <input type="checkbox"/> Exeter        | <input type="checkbox"/> Raymond       |
| <input type="checkbox"/> Fremont       | <input type="checkbox"/> Rye           |
| <input type="checkbox"/> Greenland     | <input type="checkbox"/> Salem         |
| <input type="checkbox"/> Hampstead     | <input type="checkbox"/> Sandown       |
| <input type="checkbox"/> Hampton       | <input type="checkbox"/> Seabrook      |
| <input type="checkbox"/> Hampton Falls | <input type="checkbox"/> South Hampton |
| <input type="checkbox"/> Kensington    | <input type="checkbox"/> Stratham      |
| <input type="checkbox"/> Kingston      | <input type="checkbox"/> Windham       |
| <input type="checkbox"/> Lee           |  |

*JP*  
8/12/20

**Exhibit B-1 Amendment #5  
Rate Sheet**

Nutrition and Transportation					
1/1/2017 through 06/30/2017 Service Units					
Nutrition and Transportation	Unit Type	Total # of Units of Service anticipated to be delivered.	Rate per Service		Total Amount of Funding being Requested for each Service
Title XX HD Meals	Per Meal	49,692	\$5.50		\$ 273,306.00
Title IIIC HD Meals	Per Meal	60,334	\$5.50		\$ 331,837.00
Title IIIC Cong Meals	Per Meal	22,500	\$5.50		\$ 123,750.00
Title IIIB Transportation	PerClient/PerDay	3,833	\$23.70		\$ 90,843.00
			<b>Subtotal</b>		<b>\$ 819,736.00</b>

7/1/2017 through 06/30/2018 Service Units					
Nutrition and Transportation	Unit Type	Total # of Units of Service anticipated to be delivered.	Rate per Service		Total Amount of Funding being Requested for each Service
Title XX HD Meals	Per Meal	99,384	\$5.78		\$ 574,440.00
Title IIIC HD Meals	Per Meal	120,668	\$5.78		\$ 697,461.00
Title IIIC Cong Meals	Per Meal	45,000	\$5.78		\$ 260,100.00
Title IIIB Transportation	PerClient/PerDay	7,665	\$24.89		\$ 190,782.00
			<b>Subtotal</b>		<b>\$ 1,722,783.00</b>

7/1/2018 through 06/30/2019 Service Units					
Nutrition and Transportation	Unit Type	Total # of Units of Service anticipated to be delivered.	Rate per Service	Rate per Service	Total Amount of Funding being Requested for each Service
			7/1/18-12/31/18	1/1/19-6/30/19	
Title XX HD Meals	Per Meal	99,384	\$5.78	\$6.00	\$ 596,304.00
Title IIIC HD Meals	Per Meal	120,668	\$5.78	\$6.00	\$ 724,009.00
Title IIIC Cong Meals	Per Meal	45,000	\$5.78	\$6.00	\$ 270,000.00
Title IIIB Transportation	PerClient/PerDay	7,665	\$24.89	\$24.89	\$ 190,782.00
			<b>Subtotal</b>		<b>\$ 1,781,095.00</b>

7/1/2019 through 06/30/2020 Service Units					
Nutrition and Transportation	Unit Type	Total # of Units of Service anticipated to be delivered.	Rate per Service		Total Amount of Funding being Requested for each Service
Title XX HD Meals	Per Meal	99,384	\$6.00		\$ 596,304.00
Title IIIC HD Meals	Per Meal	130,001	\$6.00		\$ 780,006.00
Title IIIC HD SUPPLEMENT	Per Meal	8,115	\$6.00		\$ 48,690.48
Title IIIC Cong Meals	Per Meal	35,667	\$6.00		\$ 214,000.00
Title III Meals (FFCRA)	Per Meal	19,457	\$10.00		\$ 194,570.00
Title IIIB Transportation	PerClient/PerDay	7,665	\$24.89		\$ 190,782.00
			<b>Subtotal</b>		<b>\$ 2,024,356.48</b>

7/1/2020 through 06/30/2021 Service Units					
Nutrition and Transportation	Unit Type	Total # of Units of Service anticipated to be delivered.	Rate per Service		Total Amount of Funding being Requested for each Service
Title XX HD Meals	Per Meal	99,384	\$6.00		\$ 596,304.00
Title IIIC HD Meals	Per Meal	128,783	\$6.00		\$ 772,698.48
Title IIIC Cong Meals	Per Meal	45,000	\$6.00		\$ 270,000.00
Title IIIB Transportation	PerClient/PerDay	10,522	\$24.89		\$ 261,915.00
			<b>Subtotal</b>		<b>\$ 1,900,917.48</b>

7/1/2021 through 06/30/2022 Service Units					
Nutrition and Transportation	Unit Type	Total # of Units of Service anticipated to be delivered.	Rate per Service		Total Amount of Funding being Requested for each Service
Title XX HD Meals	Per Meal	99,384	\$6.00		\$ 596,304.00
Title IIIC HD Meals	Per Meal	128,783	\$6.00		\$ 772,698.48
Title IIIC Cong Meals	Per Meal	45,000	\$6.00		\$ 270,000.00
Title IIIB Transportation	PerClient/PerDay	10,522	\$24.89		\$ 261,915.00
			<b>Subtotal</b>		<b>\$ 1,900,917.48</b>

<b>Total</b>		<b>\$ 10,149,803.44</b>
--------------	--	-------------------------

# State of New Hampshire


## Department of State

### CERTIFICATE

I, William M. Gardner, Secretary of State of the State of New Hampshire, do hereby certify that ROCKINGHAM NUTRITION AND MEALS ON WHEELS PROGRAM, INC. is a New Hampshire Nonprofit Corporation registered to transact business in New Hampshire on October 30, 1978. I further certify that all fees and documents required by the Secretary of State's office have been received and is in good standing as far as this office is concerned.

Business ID: 66243

Certificate Number: 0004894225



IN TESTIMONY WHEREOF,

I hereto set my hand and cause to be affixed  
the Seal of the State of New Hampshire,  
this 16th day of April A.D. 2020.

A handwritten signature in cursive script, appearing to read "William M. Gardner".

William M. Gardner  
Secretary of State

### Certificate of Authority

I, Sallyann Hawko, hereby certify that:

(Name of the elected Officer of the Corporation/LLC: cannot be contract signatory)

1. I am a duly elected Clerk/Secretary/Officer of Rockingham Nutrition and Meals on Wheels Program  
(Corporation/LLC Name)

2. The following is a true copy of a vote taken at a meeting of the Board of Directors/shareholders, duly called and held on January 10th, 2020, at which a quorum of the Directors/shareholders were present and voting.  
(Date)

**VOTED:** That the Chairman, Chris Kelsey, Vice-Chairman, Diane Kerr, Treasurer, David Barka, and Executive Director, Debra Perou  
(Name and Title of Contract Signatory)

is duly authorized on behalf of Rockingham Nutrition and Meals on Wheels Program to enter into contracts or agreements with the State  
(Name of Corporation/ LLC)

of New Hampshire and any of its agencies or departments and further is authorized to execute any and all documents, agreements and other instruments, and any amendments, revisions, or modifications thereto, which may in his/her judgment be desirable or necessary to effect the purpose of this vote.

3. I hereby certify that said vote has not been amended or repealed and remains in full force and effect as of the date of the contract/contract amendment to which this certificate is attached. This authority **remains valid for thirty (30) days** from the date of this Certificate of Authority. I further certify that it is understood that the State of New Hampshire will rely on this certificate as evidence that the person(s) listed above currently occupy the position(s) indicated and that they have full authority to bind the corporation. To the extent that there are any limits on the authority of any listed individual to bind the corporation in contracts with the State of New Hampshire, all such limitations are expressly stated herein.

Dated: 8/12/20

Sallyann Hawko  
Signature of Elected Officer  
Name: Sallyann Hawko  
Title: Secretary



# CERTIFICATE OF LIABILITY INSURANCE

DATE (MM/DD/YYYY)

09/09/2020

THIS CERTIFICATE IS ISSUED AS A MATTER OF INFORMATION ONLY AND CONFERS NO RIGHTS UPON THE CERTIFICATE HOLDER. THIS CERTIFICATE DOES NOT AFFIRMATIVELY OR NEGATIVELY AMEND, EXTEND OR ALTER THE COVERAGE AFFORDED BY THE POLICIES BELOW. THIS CERTIFICATE OF INSURANCE DOES NOT CONSTITUTE A CONTRACT BETWEEN THE ISSUING INSURER(S), AUTHORIZED REPRESENTATIVE OR PRODUCER, AND THE CERTIFICATE HOLDER.

IMPORTANT: If the certificate holder is an ADDITIONAL INSURED, the policy(ies) must have ADDITIONAL INSURED provisions or be endorsed. If SUBROGATION IS WAIVED, subject to the terms and conditions of the policy, certain policies may require an endorsement. A statement on this certificate does not confer rights to the certificate holder in lieu of such endorsement(s).

<b>PRODUCER</b> Avery Insurance 21 South Main Street PO Box 1510 Wolfeboro NH 03894-1510	<b>CONTACT NAME:</b> Janice Bagley <b>PHONE (A/C, No, Ext):</b> (603) 569-2515 <b>E-MAIL ADDRESS:</b> janiceb@averyinsurance.net <b>FAX (A/C, No):</b> (603) 569-4266
<b>INSURED</b> Rockingham Nutrition and Meals on Wheels Program Inc 106 North Rd Brentwood NH 03833	<b>INSURER(S) AFFORDING COVERAGE</b> <b>INSURER A:</b> Hanover Insurance <b>INSURER B:</b> Eastern Advantage Assurance Co <b>INSURER C:</b> USLI <b>INSURER D:</b> <b>INSURER E:</b> <b>INSURER F:</b>
	<b>NAIC #</b> 22292 13019

**COVERAGES**

CERTIFICATE NUMBER: CL209910323

REVISION NUMBER:

THIS IS TO CERTIFY THAT THE POLICIES OF INSURANCE LISTED BELOW HAVE BEEN ISSUED TO THE INSURED NAMED ABOVE FOR THE POLICY PERIOD INDICATED. NOTWITHSTANDING ANY REQUIREMENT, TERM OR CONDITION OF ANY CONTRACT OR OTHER DOCUMENT WITH RESPECT TO WHICH THIS CERTIFICATE MAY BE ISSUED OR MAY PERTAIN, THE INSURANCE AFFORDED BY THE POLICIES DESCRIBED HEREIN IS SUBJECT TO ALL THE TERMS, EXCLUSIONS AND CONDITIONS OF SUCH POLICIES. LIMITS SHOWN MAY HAVE BEEN REDUCED BY PAID CLAIMS.

INSR LTR	TYPE OF INSURANCE	ADDL INSD	SUBR WVD	POLICY NUMBER	POLICY EFF (MM/DD/YYYY)	POLICY EXP (MM/DD/YYYY)	LIMITS
A	<input checked="" type="checkbox"/> COMMERCIAL GENERAL LIABILITY <input type="checkbox"/> CLAIMS-MADE <input checked="" type="checkbox"/> OCCUR GEN'L AGGREGATE LIMIT APPLIES PER: <input checked="" type="checkbox"/> POLICY <input type="checkbox"/> PROJECT <input type="checkbox"/> LOC OTHER:			ZHVA09999704	09/08/2020	09/08/2021	EACH OCCURRENCE \$ 1,000,000 DAMAGE TO RENTED PREMISES (Ea occurrence) \$ 100,000 MED EXP (Any one person) \$ 10,000 PERSONAL & ADV INJURY \$ 1,000,000 GENERAL AGGREGATE \$ 3,000,000 PRODUCTS - COMP/OP AGG \$ 3,000,000 Professional Liability \$ 1,000,000 COMBINED SINGLE LIMIT (Ea accident) \$ 1,000,000 BODILY INJURY (Per person) \$ BODILY INJURY (Per accident) \$ PROPERTY DAMAGE (Per accident) \$
A	<input checked="" type="checkbox"/> AUTOMOBILE LIABILITY <input checked="" type="checkbox"/> ANY AUTO <input type="checkbox"/> OWNED AUTOS ONLY <input type="checkbox"/> HIRED AUTOS ONLY <input type="checkbox"/> SCHEDULED AUTOS <input type="checkbox"/> NON-OWNED AUTOS ONLY			AWVA098780	09/08/2020	09/08/2021	EACH OCCURRENCE \$ 2,000,000 AGGREGATE \$ 2,000,000
A	<input checked="" type="checkbox"/> UMBRELLA LIAB <input type="checkbox"/> EXCESS LIAB DED \$ RETENTION \$			UHV A32987606	09/08/2020	09/08/2021	EACH OCCURRENCE \$ 2,000,000 AGGREGATE \$ 2,000,000
B	WORKERS COMPENSATION AND EMPLOYERS' LIABILITY ANY PROPRIETOR/PARTNER/EXECUTIVE OFFICER/MEMBER EXCLUDED? (Mandatory in NH) If yes, describe under DESCRIPTION OF OPERATIONS below	Y/N Y	N/A	0000110136	09/08/2020	09/08/2021	<input checked="" type="checkbox"/> PER STATUTE <input type="checkbox"/> OTHER E.L. EACH ACCIDENT \$ 500,000 E.L. DISEASE - EA EMPLOYEE \$ 500,000 E.L. DISEASE - POLICY LIMIT \$ 500,000
C	Directors & Officers Liability			NDO2555315A	09/08/2018	09/08/2021	Each Claim \$1,000,000 Aggregate \$1,000,000


DESCRIPTION OF OPERATIONS / LOCATIONS / VEHICLES (ACORD 101, Additional Remarks Schedule, may be attached if more space is required)

Board of Directors are excluded for workers compensation coverage.

**CERTIFICATE HOLDER****CANCELLATION**

State of New Hampshire DHHS 129 Pleasant Street Concord NH 03301	SHOULD ANY OF THE ABOVE DESCRIBED POLICIES BE CANCELLED BEFORE THE EXPIRATION DATE THEREOF, NOTICE WILL BE DELIVERED IN ACCORDANCE WITH THE POLICY PROVISIONS.  AUTHORIZED REPRESENTATIVE 
---	---

© 1988-2015 ACORD CORPORATION. All rights reserved.



## MISSION STATEMENT:

Rockingham Nutrition & Meals on Wheels Program  
provides nutritious meals and support services to older  
and or permanently or temporarily homebound residents of  
Rockingham County to help them preserve long term health,  
independence, and wellbeing.

**ROCKINGHAM NUTRITION AND MEALS ON WHEELS PROGRAM**

**BRENTWOOD, NEW HAMPSHIRE**

**FINANCIAL REPORT**

**JUNE 30, 2019**

**ROCKINGHAM NUTRITION AND MEALS ON WHEELS PROGRAM  
FINANCIAL REPORT**

**TABLE OF CONTENTS**

Independent Auditors' Report	1-2
Financial Statements:	
1. Statement of Financial Position	3
2. Statement of Activities	4
3. Statement of Functional Expenses	5
4. Statement of Cash Flows	6
5. Notes to Financial Statements	7-13
6. Schedule of Expenditures of Federal Awards	14
Independent Auditors' Report on Internal Control Over Financial Reporting and on Compliance and Other Matters Based on an Audit of Financial Statements Performed in Accordance with <i>Government Auditing Standards</i>	15-16
Independent Auditors' Report on Compliance For Each Major Program and on Internal Control Over Compliance Required by the Uniform Guidance	17-18
Schedule of Findings and Questioned Costs	19
Independent Auditors' Comments on Other Matters:	
A. Summary Schedule of Prior Audit Findings	20
B. Provider Organization Response to Audit Report	20



**SHAHEEN-PALLONE  
& ASSOCIATES**  
CERTIFIED PUBLIC ACCOUNTANTS

**INDEPENDENT AUDITORS' REPORT**

***To the Board of Directors of  
Rockingham Nutrition and Meals on Wheels Program  
Brentwood, New Hampshire***

**Report on the Financial Statements**

We have audited the accompanying financial statements of Rockingham Nutrition and Meals on Wheels Program (a nonprofit organization), which comprise the statement of financial position as of June 30, 2019, and the related statements of activities, functional expenses, and cash flows for the year then ended, and the related notes to the financial statements.

**Management's Responsibility for the Financial Statements**

Management is responsible for the preparation and fair presentation of these financial statements in accordance with accounting principles generally accepted in the United States of America; this includes the design, implementation, and maintenance of internal control relevant to the preparation and fair presentation of financial statements that are free from material misstatement, whether due to fraud or error.

**Auditor's Responsibility**

Our responsibility is to express an opinion on these financial statements based on our audit. We conducted our audit in accordance with auditing standards generally accepted in the United States of America and the standards applicable to financial audits contained in *Government Auditing Standards*, issued by the Comptroller General of the United States. Those standards require that we plan and perform the audit to obtain reasonable assurance about whether the financial statements are free from material misstatement.

An audit involves performing procedures to obtain audit evidence about the amounts and disclosures in the financial statements. The procedures selected depend on the auditor's judgment, including the assessment of the risks of material misstatement of the financial statements, whether due to fraud or error. In making those risk assessments, the auditor considers internal control relevant to the entity's preparation and fair presentation of the financial statements in order to design audit procedures that are appropriate in the circumstances, but not for the purpose of expressing an opinion on the effectiveness of the entity's internal control. Accordingly, we express no such opinion. An audit also includes evaluating the appropriateness of accounting policies used and the reasonableness of significant accounting estimates made by management, as well as evaluating the overall presentation of the financial statements.

We believe that the audit evidence we have obtained is sufficient and appropriate to provide a basis for our audit opinion.



To the Board of Directors of  
Rockingham Nutrition and Meals on Wheels Program  
Brentwood, New Hampshire  
Page 2

### **Opinion**

In our opinion, the financial statements referred to above present fairly, in all material respects, the financial position of Rockingham Nutrition and Meals on Wheels Program as of June 30, 2019, and the changes in its net assets and its cash flows for the year then ended in accordance with accounting principles generally accepted in the United States of America.

### **Other Matters**

#### ***Other Information***

Our audit was conducted for the purpose of forming an opinion on the financial statements as a whole. The accompanying schedule of expenditures of federal awards, as required by Title 2 U.S. Code of Federal Regulations Part 200, *Uniform Administrative Requirements, Cost Principles, and Audit Requirements for Federal Awards*, is presented for purposes of additional analysis and is not a required part of the financial statements. Such information is the responsibility of management and was derived from and relates directly to the underlying accounting and other records used to prepare the financial statements. The information has been subjected to the auditing procedures applied in the audit of the financial statements and certain additional procedures, including comparing and reconciling such information directly to the underlying accounting and other records used to prepare the financial statements or to the financial statements themselves, and other additional procedures in accordance with auditing standards generally accepted in the United States of America. In our opinion, the information is fairly stated, in all material respects, in relation to the financial statements as a whole.

#### **Other Reporting Required by *Government Auditing Standards***

In accordance with *Government Auditing Standards*, we have also issued our report dated January 10, 2020, on our consideration of Rockingham Nutrition and Meals on Wheels Program's internal control over financial reporting and on our tests of its compliance with certain provisions of laws, regulations, contracts, and grant agreements and other matters. The purpose of that report is solely to describe the scope of our testing of internal control over financial reporting and compliance and the results of that testing, and not to provide an opinion on the effectiveness of Rockingham Nutrition and Meals on Wheels Program's internal control over financial reporting or on compliance. That report is an integral part of an audit performed in accordance with *Government Auditing Standards* in considering Rockingham Nutrition and Meals on Wheels Program's internal control over financial reporting and compliance.

*Shaheen, Pallone & Associates, P.C*

North Andover, Massachusetts  
January 10, 2020

**ROCKINGHAM NUTRITION AND MEALS ON WHEELS PROGRAM**  
**STATEMENT OF FINANCIAL POSITION**  
**JUNE 30, 2019**

**ASSETS**

<b>Current Assets</b>	
Cash and cash equivalents	\$ 1,459,105
Grants, contract funds and accounts receivable	352,059
Prepaid expenses	<u>38,525</u>
<b>Total Current Assets</b>	<b>1,849,689</b>
<b>Investments</b>	<b>698,127</b>
<b>Property and equipment, net</b>	<b><u>193,487</u></b>
<b>Total Assets</b>	<b><u>\$ 2,741,303</u></b>

**LIABILITIES AND NET ASSETS**

<b>Current Liabilities</b>	
Accounts payable	\$ 135,397
Accrued expenses	87,904
Deferred revenue	<u>13,751</u>
<b>Total Current Liabilities</b>	<b><u>237,052</u></b>
<b>Total Liabilities</b>	<b><u>237,052</u></b>
<b>Net Assets</b>	
Without donor restrictions	
Operating	840,484
Board designated	1,663,767
With donor restrictions	<u>-</u>
<b>Total Net Assets</b>	<b><u>2,504,251</u></b>
<b>Total Liabilities and Net Assets</b>	<b><u>\$ 2,741,303</u></b>

# ROCKINGHAM NUTRITION AND MEALS ON WHEELS PROGRAM

## STATEMENT OF ACTIVITIES FOR THE YEAR ENDED JUNE 30, 2019

	Without Donor <u>Restrictions</u>	With Donor <u>Restrictions</u>	<u>Total</u>
<b>Public Support, Revenues and Other Support</b>			
Bureau of Elderly and Adult Services IIIC	\$ 994,002	\$	\$ 994,002
Bureau of Elderly and Adult Services IIIB	190,782		190,782
Bureau of Elderly and Adult Services XX	596,300		596,300
HCBC	254,870		254,870
NSIP	162,064		162,064
Rockingham County and Local Municipal Government Grants	263,623		263,623
Site Donations	343,076		343,076
Fundraising Revenue and Other Donations	259,274		259,274
In-Kind Revenue	200,233		200,233
Grants	64,680	64,400	129,080
Investment Income	45,994		45,994
Other Income	5,294		5,294
Net assets released from restrictions	<u>91,400</u>	<u>(91,400)</u>	<u>-</u>
<b>Total Public Support, Revenues and Other Support</b>	<u>3,471,592</u>	<u>(27,000)</u>	<u>3,444,592</u>
<b>Expenses</b>			
<b>Program Services</b>			
Congregate	325,021		325,021
Home Meals	2,437,727		2,437,727
Transportation	<u>261,932</u>		<u>261,932</u>
<b>Total Program Services</b>	<u>3,024,680</u>	<u>-</u>	<u>3,024,680</u>
<b>Support Services</b>			
Management and General	257,880		257,880
Fundraising	<u>28,265</u>		<u>28,265</u>
<b>Total Support Services</b>	<u>286,145</u>	<u>-</u>	<u>286,145</u>
<b>Total Expenses</b>	<u>3,310,825</u>	<u>-</u>	<u>3,310,825</u>
<b>Change in Net Assets</b>	160,767	(27,000)	133,767
<b>Net Assets - Beginning of Year</b>	<u>2,343,484</u>	<u>27,000</u>	<u>2,370,484</u>
<b>Net Assets - End of Year</b>	<u>\$ 2,504,251</u>	<u>\$ -</u>	<u>\$ 2,504,251</u>

The accompanying notes are an integral part of the financial statements.

**ROCKINGHAM NUTRITION AND MEALS ON WHEELS PROGRAM**  
**STATEMENT OF FUNCTIONAL EXPENSES**  
**FOR THE YEAR ENDED JUNE 30, 2019**

	<u>Program Services</u>			<u>Total Program Services</u>	<u>Support Services</u>		<u>Total Support Services</u>	<u>Total Expenses</u>
	<u>Congregate</u>	<u>Home Meals</u>	<u>Transportation</u>		<u>Management and General</u>	<u>Fundraising</u>		
Contractual Food, Paper & Supplies	\$ 163,832	\$ 1,201,433	\$	\$ 1,365,265	\$	\$	\$	\$ 1,365,265
Salaries and Wages	104,232	729,894	113,708	947,834	160,259	6,688	166,947	1,114,781
In-Kind Rent	18,923	129,021	24,084	172,028	25,705		25,705	197,733
Travel and Transportation		134,053	35,635	169,688	3,464		3,464	173,152
Fringe Benefits	9,279	68,104	11,064	88,447	15,609		15,609	104,056
Payroll Taxes	7,820	54,738	8,531	71,089	12,545		12,545	83,634
Insurance	4,444	31,607	13,334	49,385	6,734		6,734	56,119
Operational Supplies	4,905	34,336	1,635	40,876				40,876
Vehicle Expenses			35,225	35,225				35,225
Professional Fees	662	4,633	722	6,017	24,070		24,070	30,087
Equipment and Maintenance	2,158	12,232	3,598	17,988	4,782		4,782	22,770
Fundraising Supplies & Expenses						21,577	21,577	21,577
Rent	1,532	10,445	1,950	13,927				13,927
Telephone & Internet	1,067	6,210	2,426	9,703	4,158		4,158	13,861
Depreciation Expense	2,912	2,912	5,824	11,648				11,648
Data Processing	1,128	7,693	1,436	10,257				10,257
Advertising	578	2,994	1,681	5,253				5,253
Printing and Publications	442	3,016	564	4,022				4,022
Dues and Filing Fees	403	1,349		1,752	554		554	2,306
Postage and Shipping	235	1,601	299	2,135				2,135
Training and Conferences	169	1,156	216	1,541				1,541
Licenses	300	300		600				600
	<u>\$ 325,021</u>	<u>\$ 2,437,727</u>	<u>\$ 261,932</u>	<u>\$ 3,024,680</u>	<u>\$ 257,880</u>	<u>\$ 28,265</u>	<u>\$ 286,145</u>	<u>\$ 3,310,825</u>

*The accompanying notes are an integral part of the financial statements.*

# ROCKINGHAM NUTRITION AND MEALS ON WHEELS PROGRAM

## STATEMENT OF CASH FLOWS FOR THE YEAR ENDED JUNE 30, 2019

### Cash Flows From Operating Activities

Change in net assets	\$ 133,767
Adjustments required to reconcile change in net assets to net cash provided by operating activities:	
Depreciation	11,648
Net unrealized gain on investments	(28,777)
Increase in grants, contract funds and accounts receivable	(39,951)
Increase in prepaid expenses	(9,047)
Increase in accounts payable and accrued expenses	80,480
Decrease in deferred revenue	<u>(2,996)</u>

Net cash provided by operating activities 145,124

### Cash Flows From Investing Activities

Purchases of investment securities	(17,024)
Purchases of property and equipment	<u>(171,281)</u>

Net cash used in investing activities (188,305)

Decrease in Cash and Cash Equivalents (43,181)

Cash and Cash Equivalents - July 1, 2018 1,502,286

Cash and Cash Equivalents - June 30, 2019 \$ 1,459,105

### Supplemental Disclosure of Cash Flow Information

Cash paid during year for taxes	\$ -
Cash paid during year for interest	<u>\$ -</u>

**ROCKINGHAM NUTRITION AND MEALS ON WHEELS PROGRAM**  
**NOTES TO FINANCIAL STATEMENTS**  
**JUNE 30, 2019**

**NOTE 1**      **SUMMARY OF SIGNIFICANT ACCOUNTING POLICIES**

**Nature of Activities**

The Rockingham Nutrition and Meals on Wheels Program ("RNMOW" or "the Organization") is a nonprofit organization, which is tax exempt under Section 501(c)(3) of the Internal Revenue Code. The Organization provides food, nutritional services, transportation and social services to qualified elderly and handicapped individuals residing in Rockingham County, New Hampshire.

**Basis of Presentation**

The accompanying financial statements have been prepared on the accrual basis of accounting in accordance with generally accepted accounting principles in the United States of America ("GAAP"). Net assets, revenues, expenses, gains, and losses are classified based on the existence or absence of donor-imposed restrictions. Accordingly, net assets of the Organization and changes therein are classified and reported as follows:

**Net Assets Without Donor Restrictions** - Net assets that are not subject to donor-imposed stipulations.

**Net Assets With Donor Restrictions** - Net assets subject to donor-imposed stipulations that may or will be met either by actions of the Organization and/or the passage of time or not subject to appropriation or expenditure by the Organization. When a restriction is fulfilled, net assets with donor restrictions are reclassified to net assets without donor restrictions and reported in the statement of activities as net assets released from restrictions.

**Support and Revenue**

RNMOW receives the majority of its operating funds in the form of grants or contracts from various federal, state and local government agencies. Grants and contracts are recorded as income upon the award or receipt of pledges, cash or other property subject to compliance with specific terms.

**Grants, Contract Funds and Accounts Receivable**

RNMOW carries its accounts receivable at cost less an allowance for doubtful accounts, if applicable. On a periodic basis, RNMOW's management evaluates accounts receivable and establishes an allowance for doubtful accounts, based on the history of write-offs and collections conditions. The Organization uses the allowance method to account for uncollectible accounts. No allowance for uncollectible accounts has been provided at June 30, 2019 as management is of the opinion that all amounts are collectible.

**Property and Equipment**

The Organization capitalizes property and equipment over \$1,000. Costs of routine repairs and maintenance are expensed while costs of significant improvements and betterments are capitalized. Property and equipment is stated at cost, or fair market value if donated, and is considered to be owned by the Organization while in use for the program for which it was purchased or in other authorized programs. However, the funding sources under whose grants the property was acquired may have a reversionary interest in the property.

**ROCKINGHAM NUTRITION AND MEALS ON WHEELS PROGRAM**  
**NOTES TO FINANCIAL STATEMENTS**  
**JUNE 30, 2019**

**NOTE 1**      **SUMMARY OF SIGNIFICANT ACCOUNTING POLICIES (Continued)**

**Property and Equipment** (continued)

Depreciation is provided using the straight-line method over the estimated useful lives of the property generally as follows:

Motor vehicles	5 years
Food service and office equipment	5 - 7 years
Leasehold improvements	39 years

**Functional Allocation of Expenses**

The costs of providing the various programs and other activities have been summarized on a functional basis in the statement of activities. Expenses directly related to a program are distributed to that program while other expenses are allocated based upon management's estimate of percentage and average unit rate attributable to each program. Accordingly, certain costs have been allocated among the programs and supporting services benefited.

**Investments**

Investments in marketable securities with readily determinable fair values and all investments in debt securities are reported at their fair values in the statement of financial position. Unrealized gains and losses are included in the statement of activities in investment income. Investment income and gains restricted by a donor are reported as increases in net assets without donor restrictions if the restrictions are met (either by passage of time or by use) in the reporting period in which the income and gains are recognized.

**Estimates**

The process of preparing financial statements in conformity with GAAP requires the use of estimates and assumptions regarding certain types of assets, liabilities, revenues, and expenses. Such estimates primarily relate to unsettled transactions and events as of the date of the financial statements. Accordingly, upon settlement, actual results may differ from estimated amounts.

**Cash and Cash Equivalents**

For purposes of the statement of cash flows, the Organization considers all highly liquid investments available for current use with an initial maturity of three months or less to be cash equivalents.

**Contributions**

Contributions received are recorded as net assets with or without donor restrictions depending on the existence and/or nature of any donor restrictions.

**In-Kind Contributions**

The Organization records revenue and expenditures of an in-kind nature which represents the estimated fair market value of donated facilities, equipment and services. The fair market value of these contributions which total \$200,233 for the year ended June 30, 2019 have been included in the accompanying financial statements.



**ROCKINGHAM NUTRITION AND MEALS ON WHEELS PROGRAM**  
**NOTES TO FINANCIAL STATEMENTS**  
**JUNE 30, 2019**

**NOTE 1**      **SUMMARY OF SIGNIFICANT ACCOUNTING POLICIES (Continued)**

**In-Kind Contributions (continued)**

The amount is made up of the following in-kind contributions

Rent	\$ 197,733
Building repairs and maintenance	<u>2,500</u>
Total In-Kind Contributions	<u>\$ 200,233</u>

In addition to the above in-kind contributions, the Organization also received non-specialized volunteer services which have not been reflected in the accompanying financial statements.

**Tax Status and Uncertain Tax Positions:**

RNMOW is exempt from taxation under Section 501(c)(3) of the Internal Revenue Code and management has determined that all of the Organization's income, expenditures and activities relate to its exempt purpose, therefore no provision for federal and state income taxes has been made in the accompanying financial statements. In addition, RNMOW has been determined by the Internal Revenue Service not to be a "private foundation" within the meaning of Section 509(a) of the Internal Revenue Code.

Accounting standards provide detailed guidance for the financial statement recognition, measurement and disclosure of uncertain tax positions recognized in an organization's financial statements. Under these standards, an organization is required to recognize the financial statement impact of a tax position when it is more likely than not that the position will not be sustained upon examination. The Organization has evaluated its significant tax positions against the criteria established and believes there are no such tax positions requiring accounting recognition. The Organization's federal and state tax returns may be subject to examination by taxing authorities for the years ended June 30, 2019, 2018, 2017, and 2016.

**Advertising**

Advertising costs, which totaled \$5,253 for the year ended June 30, 2019, are expensed as incurred.

**NOTE 2**      **ADOPTION OF ACCOUNTING PRONOUNCEMENT**

In August 2016, the Financial Accounting Standards Board (FASB) issued Accounting Standards Update (ASU) No. 2016-14, *Not-for-Profit Entities (Topic 958): Presentation of Financial Statements of Not-for-Profit Entities*. ASU 2016-14 requires significant changes to the financial reporting model of organizations who follow the not-for-profit reporting model. The changes include reducing the classes of net assets from three classes to two - net assets with donor restrictions and net assets without donor restrictions. The ASU also requires changes in the way certain information is aggregated and reported by the Organization, including required disclosures about liquidity and availability of resources and increased disclosures on functional expenses. The new standard is effective for the Organization's year ending June 30, 2019 and thereafter and must be applied on a retrospective basis. The Organization adopted the ASU effective July 1, 2018.

**ROCKINGHAM NUTRITION AND MEALS ON WHEELS PROGRAM**  
**NOTES TO FINANCIAL STATEMENTS**  
**JUNE 30, 2019**

**NOTE 3**    **LIQUIDITY**

At June 30, 2019, the Organization has \$1,811,164 of financial assets available to meet needs for general expenditures consisting of cash and cash equivalents of \$1,459,105 and \$352,059 of accounts receivable. None of these financial assets are subject to donor or other contractual restrictions that make them unavailable for general expenditure within one year of the statement of financial position date.

As part of its liquidity management, the Organization has a policy to structure its financial assets to be available as general expenditures, liabilities, and other obligations become due. The Board of Directors designates amounts to fund the Organization's operations in a working capital reserve which is equal to approximately six months of operating expenses. Management and the Board of Directors monitor the liquidity of the Organization through the annual budget process and communicate the needs of the Organization during the periodic board meetings that occur throughout the fiscal year.

**NOTE 4**    **INVESTMENTS**

Investments are carried at fair value based on quoted prices in active markets (all Level 1 measurements, see Note 5) and consisted of the following at June 30, 2019:

	<u>Cost</u>	<u>Fair Value</u>
Mutual Funds	\$ 512,158	\$ 698,127

Investment return for the year ended June 30, 2019 was composed of:

Dividend income	\$ 17,217
Net unrealized gains	<u>28,777</u>
Total investment income	<u>\$ 45,994</u>

Dividend income and net unrealized gains are included in investment income in the statement of activities.

**NOTE 5**    **FAIR VALUE MEASUREMENTS**

Financial Accounting Standards Board (FASB) *Accounting Standards Codification* (ASC) 820, *Fair Value Measurements and Disclosures*, provides the framework for measuring fair value. That framework provides a fair value hierarchy that prioritizes the inputs to valuation techniques used to measure fair value. The hierarchy gives the highest priority to unadjusted quoted prices in active markets for identical assets or liabilities (level 1 measurements) and the lowest priority to unobservable inputs (level 3 measurements). The three levels of fair value hierarchy under ASC 820 are described below:

*Level 1* – Unadjusted quoted prices in active markets for identical assets. The fair value of mutual funds is based on quoted net asset values of the shares held by the investment account at year-end.

**ROCKINGHAM NUTRITION AND MEALS ON WHEELS PROGRAM**  
**NOTES TO FINANCIAL STATEMENTS**  
**JUNE 30, 2019**

**NOTE 5**      **FAIR VALUE MEASUREMENTS (Continued)**

*Level 2* – Inputs other than quoted prices in Level 1 that are observable for the assets, either directly or indirectly. The investment account currently has no Level 2 assets.

*Level 3* – Significant unobservable inputs for the assets where there is little or no market activity for the assets at the measurement date. The investment account currently has no Level 3 assets.

As required by ASC 820, investments are classified within the level of the lowest significant input considered in determining fair value.

The inputs or methodology described above may produce a fair value calculation that may not be indicative of net realizable value or reflective of future fair values. Furthermore, although the Organization believes its valuation methods are appropriate and consistent with other market participants, the use of different methodologies or assumptions to determine the fair value of certain financial instruments could result in a different fair value measurement at the reporting date.

The fair value measurements and levels within the fair value hierarchy of those measurements for the assets reported at fair value on a recurring basis at June 30, 2019 are as follows:

Assets at Fair Value as of June 30, 2019

Description	Significant Observable Inputs (Level 1)	Total
Mutual Funds		
Large Cap Fund	\$ 297,212	\$ 297,212
Bond Funds	229,961	229,961
International Funds	121,624	121,624
Real Estate Fund	49,330	49,330
Total assets at fair value	<u>\$ 698,127</u>	<u>\$ 698,127</u>

**NOTE 6**      **PROPERTY AND EQUIPMENT**

A summary of property and equipment at June 30, 2019 is as follows:

Motor vehicles	\$ 76,883
Leasehold improvements	170,112
Food service and office equipment	79,315
	326,310
Less: Accumulated depreciation	132,823
Net book value	<u>\$ 193,487</u>

Depreciation expense for the year ended June 30, 2019 was \$11,648.

**ROCKINGHAM NUTRITION AND MEALS ON WHEELS PROGRAM**  
**NOTES TO FINANCIAL STATEMENTS**  
**JUNE 30, 2019**

**NOTE 7**      **CONCENTRATION OF CREDIT RISK**

The Organization maintains temporary cash investments, which, at times, may exceed Federal Deposit Insurance Corporation (FDIC) limits. The Organization has not experienced any losses in such accounts and believes it is not exposed to any significant credit risk on cash and cash equivalents.

During the fiscal year ended June 30, 2019, RNMOW received approximately 56% of its total revenue from one funding source. At June 30, 2019, amount due from this funding source included in accounts receivable was \$263,532 which represented approximately 75% of the total grants, contract funds and accounts receivable balance at June 30, 2019.

The Organization contracts with certain vendors to provide food, paper and meal supplies. During the fiscal year ended June 30, 2019, \$1,359,506 or approximately 99% of the total contractual food, paper & supplies expense was purchased from two vendors.

**NOTE 8**      **RETIREMENT PLANS**

The Organization has in effect a 403(b) plan (the Plan) to provide retirement and incidental benefits for its employees. All of the Organization's employees are eligible to participate in the plan. The Plan generally permits an employee to make elective deferrals up to a maximum annual amount as set periodically by the Internal Revenue Service. At the discretion of the Board, the Organization made matching contributions to the Plan computed 3.98% of each participating employee's annual compensation for the fiscal year ended June 30, 2019. All discretionary contributions vest immediately. The Organization's discretionary contributions to the Plan totaled \$15,006 in 2019.

**NOTE 9**      **LEASES**

The Organization rents space under tenant-at-will agreements at various locations. Rental costs for the year ended June 30, 2019 were \$13,555.

The Organization is the lessee of office space in Brentwood, New Hampshire. The Organization entered into a lease with the County of Rockingham, New Hampshire for a period of 20 years ending November 1, 2039. The terms of the lease include a base rent amount of one dollar (\$1.00) per year.

**NOTE 10**      **NET ASSETS WITH DONOR RESTRICTIONS**

Net assets were released from donor restrictions by incurring expenses satisfying the restricted purpose as specified by the donors. During the fiscal year ended June 30, 2019, \$91,400 were released for program services.

**NOTE 11**      **NET ASSETS WITHOUT DONOR RESTRICTIONS**

The Board of Directors of RNMOW designated the equivalent of approximately six months' current operating expenses of the Organization's net assets without donor restrictions as a working capital reserve to stabilize its cash flow. These funds are to be used to mitigate program and cash flow risk associated with providing regular uninterrupted meals to the elderly and handicapped population that is served by the Organization.

**ROCKINGHAM NUTRITION AND MEALS ON WHEELS PROGRAM**  
**NOTES TO FINANCIAL STATEMENTS**  
**JUNE 30, 2019**

**NOTE 12**    **NET ASSETS WITHOUT DONOR RESTRICTIONS** (Continued)

Reimbursements from the RNMOW's primary funding sources are often not received until well after current expenditures have been made. Due to the critical nature of the Organization's mission, which is to provide food to people at risk, the Board believes that any lapse in service is not acceptable and believes the board designation provides a sufficient reserve to fund the operations of the Organization.

The detail of the Organization's net assets without donor restrictions at June 30, 2019, is as follows:

Net Assets Without Donor Restrictions	
Operating	\$ 840,484
Board designated - working capital reserve	<u>1,663,767</u>
 Total Net Assets Without Donor Restrictions	 <u>\$ 2,504,251</u>

**NOTE 13**    **COMPENSATED ABSENCES**

Compensated absences for sick pay have not been accrued since the amount cannot be reasonably estimated and are non-vested. The Organization's policy is to recognize these costs when actually paid. The Organization accrues for the vacation time that is earned by employees and expected to be paid out by the Organization in the future. At June 30, 2019, the balance was \$54,758 and is included in accrued expenses in the statement of financial position.

**NOTE 14**    **FINANCIAL STATEMENT RECLASSIFICATIONS**

Adoption of ASU 2016-14 (Note 2) resulted in reclassifications of prior year net asset classes to conform to the current period presentation. These reclassifications have no effect on previously reported changes in net assets.

**NOTE 15**    **SUBSEQUENT EVENTS**

The Organization is the lessee of office space in Brentwood, New Hampshire. The Organization entered into a lease with the County of Rockingham, New Hampshire for a period of 20 years ending November 1, 2039. The terms of the lease include a base rent amount of one dollar (\$1.00) per year.

Management has evaluated events through January 10, 2020, the date on which the financial statements were available to be issued. No other material subsequent events have occurred since June 30, 2019 that require recognition or disclosure in these financial statements.

**ROCKINGHAM NUTRITION AND MEALS ON WHEELS PROGRAM**  
**SCHEDULE OF EXPENDITURES OF FEDERAL AWARDS**  
**FOR THE YEAR ENDED JUNE 30, 2019**

<b>Federal Grantor/Pass-through Grantor/ Program Title</b>	<b>Federal CFDA Number</b>	<b>Pass-through Entity Identifying Number</b>	<b>Total Federal Expenditures</b>
<b>U. S. Department of Health and Human Services</b>			
<b>Passed through</b>			
Aging Cluster:			
NH - Bureau of Elderly and Adult Services			
Special Programs for the Aging - Title III, Part B -			
Grants for Supportive Services and Senior Centers	93.044	512-500352	\$ 97,299
NH - Bureau of Elderly and Adult Services			
Special Programs for the Aging - Title III, Part C -			
Nutrition Services	93.045	541-500383/544-500386	558,500
NH - Bureau of Elderly and Adult Services			
Nutrition Services Incentive Program	93.053	18AANHNSIP	162,064
Total Aging Cluster			817,863
NH - Bureau of Elderly and Adult Services			
Social Services Block Grant	93.667	544-500386	357,780
Total U.S. Department of Health and Human Services			1,175,643
<b>U.S. Department of Transportation</b>			
<b>Passed through</b>			
NH - Department of Transportation	20.513	NH-65-X004/NH-65-X005	64,680
Enhanced Mobility of Seniors and Individuals with Disabilities			
Total Expenditures of Federal Awards			<u>\$ 1,240,323</u>

**Notes:**

1. Basis of Presentation - The accompanying schedule of expenditures of federal awards (the Schedule) includes the federal award activity of Rockingham Nutrition and Meals on Wheels Program under programs of the federal government for the year ended June 30, 2019. The information in this Schedule is presented in accordance with the requirements of Title 2 U.S. Code of Federal Regulations Part 200, Uniform Administrative Requirements, Cost Principles, and Audit Requirements for federal Awards, (Uniform Guidance). Because the Schedule presents only a selected portion of the operations of Rockingham Nutrition and Meals on Wheels Program, it is not intended to and does not present the financial position, changes in net assets, or cash flows of Rockingham Nutrition and Meals on Wheels Program.

2. Summary of Significant Accounting Policies - Expenditures reported on the Schedule are reported on the accrual basis of accounting. Such expenditures are recognized following the cost principles contained in Uniform Guidance, wherein certain types of expenditures are not allowable or are limited as to reimbursement.

3. Indirect Cost Rate - Rockingham Nutrition and Meals on Wheels Program has elected not to use the 10% de minimis indirect cost rate allowed under the Uniform Guidance.

4. Subrecipients - During the year ended June 30, 2019, there were no awards passed through to subrecipients.

**SHAHEEN • PALLONE  
& ASSOCIATES**  
CERTIFIED PUBLIC ACCOUNTANTS

INDEPENDENT AUDITORS' REPORT ON INTERNAL CONTROL OVER FINANCIAL REPORTING  
AND ON COMPLIANCE AND OTHER MATTERS BASED ON AN AUDIT OF FINANCIAL STATEMENTS  
PERFORMED IN ACCORDANCE WITH *GOVERNMENT AUDITING STANDARDS*

*To the Board of Directors of  
Rockingham Nutrition and Meals on Wheels Program  
Brentwood, New Hampshire*

We have audited, in accordance with the auditing standards generally accepted in the United States of America and the standards applicable to financial audits contained in *Government Auditing Standards* issued by the Comptroller General of the United States, the financial statements of Rockingham Nutrition and Meals on Wheels Program (a nonprofit organization), which comprise the statement of financial position as of June 30, 2019, and the related statements of activities, functional expenses, and cash flows for the year then ended, and the related notes to the financial statements, and have issued our report thereon dated January 10, 2020.

**Internal Control Over Financial Reporting**

In planning and performing our audit of the financial statements, we considered Rockingham Nutrition and Meals on Wheels Program's internal control over financial reporting (internal control) to determine the audit procedures that are appropriate in the circumstances for the purpose of expressing our opinion on the financial statements, but not for the purpose of expressing an opinion on the effectiveness of Rockingham Nutrition and Meals on Wheels Program's internal control. Accordingly, we do not express an opinion on the effectiveness of Rockingham Nutrition and Meals on Wheels Program's internal control.

A *deficiency in internal control* exists when the design or operation of a control does not allow management or employees, in the normal course of performing their assigned functions, to prevent, or detect and correct, misstatements, on a timely basis. A *material weakness* is a deficiency, or a combination of deficiencies, in internal control, such that there is a reasonable possibility that a material misstatement of the entity's financial statements will not be prevented, or detected and corrected, on a timely basis. A *significant deficiency* is a deficiency, or a combination of deficiencies, in internal control that is less severe than a material weakness, yet important enough to merit attention by those charged with governance.

Our consideration of internal control was for the limited purpose described in the first paragraph of this section and was not designed to identify all deficiencies in internal control that might be material weaknesses or significant deficiencies. Given these limitations, during our audit we did not identify any deficiencies in internal control that we consider to be material weaknesses. However, material weaknesses may exist that have not been identified.

**Compliance and Other Matters**

As part of obtaining reasonable assurance about whether Rockingham Nutrition and Meals on Wheels Program's financial statements are free of material misstatement, we performed tests of its compliance with certain provisions



Independent Auditors' Report on Internal Control over Financial Reporting  
and on Compliance and Other Matters Based on an Audit of Financial Statements  
Performed in Accordance with *Government Auditing Standards*  
Page 2

of laws, regulations, contracts, and grant agreements, noncompliance with which could have a direct and material effect on the determination of financial statement amounts. However, providing an opinion on compliance with those provisions was not an objective of our audit, and accordingly, we do not express such an opinion. The results of our tests disclosed no instances of noncompliance or other matters that are required to be reported under *Government Auditing Standards*.

**Purpose of this Report**

The purpose of this report is solely to describe the scope of our testing of internal control and compliance and the results of that testing, and not to provide an opinion on the effectiveness of the Organization's internal control or on compliance. This report is an integral part of an audit performed in accordance with *Government Auditing Standards* in considering the Organization's internal control and compliance. Accordingly, this communication is not suitable for any other purpose.

*Shaheen, Pallane & Associates, P.C.*

North Andover, Massachusetts  
January 10, 2020



**SHAHEEN <sup>®</sup> PALLONE  
& ASSOCIATES**  
CERTIFIED PUBLIC ACCOUNTANTS

INDEPENDENT AUDITORS' REPORT ON COMPLIANCE FOR EACH MAJOR PROGRAM AND ON  
INTERNAL CONTROL OVER COMPLIANCE REQUIRED BY THE UNIFORM GUIDANCE

*To the Board of Directors of  
Rockingham Nutrition and Meals on Wheels Program  
Brentwood, New Hampshire*

**Report on Compliance for Each Major Federal Program**

We have audited Rockingham Nutrition and Meals on Wheels Program's compliance with the types of compliance requirements described in the *OMB Compliance Supplement* that could have a direct and material effect on each of Rockingham Nutrition and Meals on Wheels Program's major federal programs for the year ended June 30, 2019. Rockingham Nutrition and Meals on Wheels Program's major federal programs are identified in the summary of auditors' results section of the accompanying schedule of findings and questioned costs.

**Management's Responsibility**

Management is responsible for compliance with federal statutes, regulations, and the terms and conditions of its federal awards applicable to its federal programs.

**Auditor's Responsibility**

Our responsibility is to express an opinion on compliance for each of Rockingham Nutrition and Meals on Wheels Program's major federal programs based on our audit of the types of compliance requirements referred to above. We conducted our audit of compliance in accordance with auditing standards generally accepted in the United States of America; the standards applicable to financial audits contained in *Government Auditing Standards*, issued by the Comptroller General of the United States; and the audit requirements of Title 2 U.S. *Code of Federal Regulations* Part 200, *Uniform Administrative Requirements, Cost Principles, and Audit Requirements for Federal Awards* (Uniform Guidance). Those standards and the Uniform Guidance require that we plan and perform the audit to obtain reasonable assurance about whether noncompliance with the types of compliance requirements referred to above that could have a direct and material effect on a major federal program occurred. An audit includes examining, on a test basis, evidence about Rockingham Nutrition and Meals on Wheels Program's compliance with those requirements and performing such other procedures as we considered necessary in the circumstances.

We believe that our audit provides a reasonable basis for our opinion on compliance for each major federal program. However, our audit does not provide a legal determination of Rockingham Nutrition and Meals on Wheels Program's compliance.



### **Opinion on Each Major Federal Program**

In our opinion, Rockingham Nutrition and Meals on Wheels Program complied, in all material respects, with the types of compliance requirements referred to above that could have a direct and material effect on each of its major federal programs for the year ended June 30, 2019.

### **Report on Internal Control over Compliance**

Management of Rockingham Nutrition and Meals on Wheels Program is responsible for establishing and maintaining effective internal control over compliance with the types of compliance requirements referred to above. In planning and performing our audit of compliance, we considered Rockingham Nutrition and Meals on Wheels Program's internal control over compliance with the types of requirements that could have a direct and material effect on each major federal program to determine the auditing procedures that are appropriate in the circumstances for the purpose of expressing an opinion on compliance for each major federal program and to test and report on internal control over compliance in accordance with the Uniform Guidance, but not for the purpose of expressing an opinion on the effectiveness of internal control over compliance. Accordingly, we do not express an opinion on the effectiveness of Rockingham Nutrition and Meals on Wheels Program's internal control over compliance.

*A deficiency in internal control over compliance* exists when the design or operation of a control over compliance does not allow management or employees, in the normal course of performing their assigned functions, to prevent, or detect and correct, noncompliance with a type of compliance requirement of a federal program on a timely basis. *A material weakness in internal control over compliance* is a deficiency, or a combination of deficiencies, in internal control over compliance, such that there is a reasonable possibility that material noncompliance with a type of compliance requirement of a federal program will not be prevented, or detected and corrected, on a timely basis. *A significant deficiency in internal control over compliance* is a deficiency, or a combination of deficiencies, in internal control over compliance with a type of compliance requirement of a federal program that is less severe than a material weakness in internal control over compliance, yet important enough to merit attention by those charged with governance.

Our consideration of internal control over compliance was for the limited purpose described in the first paragraph of this section and was not designed to identify all deficiencies in internal control over compliance that might be material weaknesses or significant deficiencies. We did not identify any deficiencies in internal control over compliance that we consider to be material weaknesses. However, material weaknesses may exist that have not been identified.

The purpose of this report on internal control over compliance is solely to describe the scope of our testing of internal control over compliance and the results of that testing based on the requirements of the Uniform Guidance. Accordingly, this report is not suitable for any other purpose.

*Shaheen, Pallone & Associates, P.C.*

North Andover, Massachusetts  
January 10, 2020

**ROCKINGHAM NUTRITION AND MEALS ON WHEELS PROGRAM**  
**SCHEDULE OF FINDINGS AND QUESTIONED COSTS**  
**FOR THE YEAR ENDED JUNE 30, 2019**

**A. SUMMARY OF AUDITORS' RESULTS**

1. The auditors' report expresses an unmodified opinion on whether the financial statements of Rockingham Nutrition and Meals on Wheels Program were prepared in accordance with GAAP.
2. No significant deficiencies relating to the audit of the financial statements are reported in the Independent Auditors' Report on Internal Control Over Financial Reporting and on Compliance and Other Matters Based on an Audit of Financial Statements Performed in Accordance with *Government Auditing Standards*.
3. No instances of noncompliance material to the financial statements of Rockingham Nutrition and Meals on Wheels Program were disclosed during the audit.
4. No significant deficiencies relating to the audit of the major federal award programs are reported in the Independent Auditors' Report on Compliance for Each Major Program and on Internal Control Over Compliance Required by the Uniform Guidance.
5. The auditors' report on compliance for the major federal award programs for Rockingham Nutrition and Meals on Wheels Program expresses an unmodified opinion on all major federal programs.
6. There were no audit findings relative to the major federal award programs of Rockingham Nutrition and Meals on Wheels Program.
7. The programs tested as a major program were:

<u>Program</u>	<u>CFDA No.</u>
Special Programs for the Aging – Title III, Part B - Grants for Supportive Services and Senior Centers	93.044
Special Programs for the Aging – Title III, Part C - Nutrition Services	93.045
Nutrition Services Incentive Program	93.053

8. The threshold used for distinguishing Type A and B programs was \$750,000.
9. Rockingham Nutrition and Meals on Wheels Program was determined to be a low-risk auditee.

**B. FINDINGS - FINANCIAL STATEMENTS AUDIT**

None.

**C. FINDINGS AND QUESTIONED COSTS - MAJOR FEDERAL AWARD PROGRAMS AUDIT**

None.

**SHAHEEN ■ PALLONE  
& ASSOCIATES**  
CERTIFIED PUBLIC ACCOUNTANTS

**INDEPENDENT AUDITORS' COMMENTS ON OTHER MATTERS**

**A. SUMMARY SCHEDULE OF PRIOR AUDIT FINDINGS**

2018 - No findings were noted in prior year.


**B. PROVIDER ORGANIZATION RESPONSE TO AUDIT REPORT**

The contents of the audit report were discussed with the Organization's Board of Directors as well as Debra Perou, Executive Director, and Cyndi Mielke, Accounting Officer, of Rockingham Nutrition and Meals on Wheels Program by William A. Shaheen of Shaheen, Pallone & Associates, P.C., Certified Public Accountants.

All of the responsible officials of Rockingham Nutrition and Meals on Wheels Program are in agreement with the auditors' conclusion.



March 27, 2020



## RNMOW Board of Directors' List

Name:

Officers & Committees

Chris Kelsey

Chairman

Governance, Chair

Diane Kerr

Vice-Chairman

Governance

David Barka

Treasurer  
Finance, Chair

Sallyann Hawko

Secretary  
Governance

Tim Diaz

Finance

Carolyn O'Driscoll

Governance

Charlotte DiLorenzo

Finance

Sandra J. Tanis

Governance  
Finance

**Cynthia E. Mielke**

**Experience:**

**Rockingham Nutrition & Meals on Wheels**  
**106 North Road, Brentwood, NH 03833**

**April 2013 – Present**

**Accounting Officer** – Responsibilities include Payroll, Accounts Receivable, Accounts Payable, Human Resources, Employee Benefits, Insurances and other duties related to the financial aspects of RNMOW.

**The Timberland Company**  
**200 Domain Drive, Stratham, NH 03885**

**2000 - 2012**

Executive Assistant  
Accessories & Licensing

Executive Assistant  
to the CEO/President

Sr. Administrative Assistant  
to the Sr. Vice President – Global Product Management

Administrative Assistant to the Vice President – Human Resources

**Service Credit Union**  
**2010 Lafayette Road, Portsmouth, NH 03801**

**1996 – 2000**

Executive Secretary to President/CEO

**Omni Hotels**  
**500 Lafayette Road, Hampton, NH 03842**

**1979 - 1996**

Administrative Assistant to President /CEO

**Education & Training:**

Northern Essex Community College, 100 Elliot St., Haverhill, Massachusetts  
Associate Degree in Science - Business - (Northern Essex President's List)

Successfully completed N.H. Real Estate Licensing Exam

# Helen Kostrzynski

---

**Objective** To work for a non-profit organization and feel that I am making a difference in people's lives

**Professional Highlights** **Rockingham Nutrition & Meals on Wheels 2008-present**

In my current position I am responsible for the proper functioning of 12 meal sites that serve meals to seniors that come into the centers for lunch and for all 36 home delivered meal routes. We serve over 1000 meals each day, Monday-Friday. I also oversee our senior transportation program, volunteer program, nutrition and safety.

**Operations Director**

- Oversee all aspect of the day to day functions of all 12 meal sites
- Manage caterer, menu planning and nutrition program
- HR compliance, handling and documenting employee discipline issues, hiring of staff, payroll processing etc.
- Make sure all DOT regulations are met for our transportation program
- Fundraising, track and report on donations from annual campaign and other fundraisers
- Plan and implement fundraisers
- Attend town meetings and other events
- Oversee Transportation program, FTA and DOT regulations and staff training

**Auditor / Field Supervisor**

- Compliance checks verifying that policies and procedures are being followed
- Run meal sites when managers are out or during vacancies.
- Internal auditing done on meals, ordered/served, staff time keeping, inventory, meal routes and donation tracking
- Complete annual employee evaluation on each manager
- Promote RNMOw at health fairs, senior meetings and conferences
- Network with other referring agency's regarding our services
- Conducts hiring process for site staff
- Works with administration on hiring managers
- Completes annual assessment on each site location
- Liaison between admin. and site staff
- Fundraising

**Administrative**

- Created a comprehensive Drug – Free workplace policy in accordance with Department of Labor & Department of Transportation guidelines
- Created a policy and protocol hand book for our Volunteer workers program in accordance with Workmen's comp. regulations and Department of Labor guidelines
- Chairperson of agency wide Safety program

- Skills**
- Microsoft Office platforms
  - Servsafe certification
  - Strong working knowledge of dietary guidelines
  - Attend annual nutrition trainings and conferences

# Helen Kostrzynski

---

- Strong working knowledge of Department of Transportation safety regulations and training requirements
- Certified to train in Defensive Driving, Emergency Procedures and Para-transit
- Strong working knowledge of Department of Labor regulations and guidelines
- Attend annual Department of Labor trainings
- Strong organizational and communications skills

## Employment History

Operations Director		2017- present
Auditor / Field Supervisor / Administrative Assistant	Rockingham Nutrition & Meals on Wheels, Brentwood, NH	2008 -2017
Banquet Team Member	The Wentworth by the Sea, New Castle, NH	2005-2010
Sales Representative	Rainbow Play systems, Portsmouth, NH	2001-2006

## Education

B.A. Psychology	University of New Hampshire, Durham, NH	2005
-----------------	---	------



## DEBRA PEROU

### EXPERIENCE

*Sept. 1978- Present* Rockingham Nutrition and Meals on Wheels Program, Inc.  
106 North Road, Brentwood, NH 03833

**Executive Director** of the Rockingham Nutrition and Meals on Wheels Program, a private nonprofit organization that provides community and home delivered meals, social services and transportation to older and temporarily and permanently home bound residents living in Rockingham County, New Hampshire, a 37 town catchment area.

Responsibilities include grant writing and presentation, personnel management, development and evaluation (73 employees), program operation and development (12 program locations, 4 programs); coordination of services, review and monitoring of programs, public relations, fundraising, budget preparation and implementation, work with and for the agency's Board of Directors, including implementation of their decisions; all federal, state, and local reporting requirements, and other duties related to the management of a nonprofit organization.

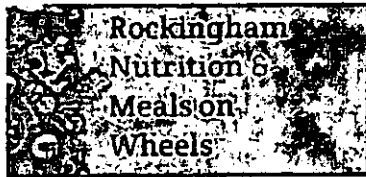
### EDUCATION

BA, Summa Cum Laude, Political Science 1978 Bowdoin College, Brunswick Maine. James Bowdoin Scholar. Phi Beta Kappa.

**Continuing Education** Numerous seminars, workshops, classes and training on aging, personnel, volunteers, fundraising, board development, general management and more.

### PROFESSIONAL AFFILIATIONS

- The National Association of Nutrition and Aging Services
- Meals on Wheels Association of America
- New Hampshire Nutrition Network
- New Hampshire Center for Nonprofits
- New Hampshire Association of Healthy Aging,
- Member of Regional Coordination Transportation Councils, Region 8 & 9 and 10
- Executive Member of Regional Coordination Council Region 10
- New Hampshire Association of Healthy Aging
- New Hampshire Association of Healthy Aging, Steering Committee



CONTRACTOR NAME:

Rockingham Nutrition and Meals on Wheels Program

August 12, 2020

Key Personnel

Name	Job Title	Salary	% Paid from this Contract	Amount Paid from this Contract
Debra Perou	Executive Director	94,255	65%	61,265
Cyndi Mielke	Account and Payroll Officer	48,006	65%	31,204
Helen Koszrzynski	Operations Director	50,273	65%	32,677



46E mac

**STATE OF NEW HAMPSHIRE**  
**DEPARTMENT OF HEALTH AND HUMAN SERVICES**  
**DIVISION OF LONG TERM SUPPORTS AND SERVICES**

Lori A. Shilbette  
Commissioner

Deborah D. Scheetz  
Director

105 PLEASANT STREET, CONCORD, NH 03301  
603-271-5034 1-800-852-3345 Ext. 5034  
Fax: 603-271-5166 TDD Access: 1-800-735-2964  
www.dhhs.nh.gov

June 15, 2020

His Excellency, Governor Christopher T. Sununu  
and the Honorable Council  
State House  
Concord, New Hampshire 03301

**REQUESTED ACTION**

Authorize the Department of Health and Human Services, Division of Long Term Supports and Services, to amend existing **Retroactive, Sole Source** contracts with the vendors listed below for the provision of nutrition and/or transportation services, by exercising contract renewal options, by increasing the total price limitation by \$22,805,506 from \$38,761,062 to \$61,566,568 and extending the completion dates from June 30, 2020, to June 30, 2022, effective retroactive to March 20, 2020, upon Governor and Council approval. 57.15% Federal Funds. 42.85% General Funds.

Governor and Executive Council approved the original contracts and subsequent amendments as indicated in the table below.

Vendor Name	Vendor Code	Area Served	Current Amount	Requested Action - Increase (Decrease)	Revised Amount	Approval History (** See note below **)
Community Action Program Belknap-Merrimack Counties, Inc.	177203	Concord	\$6,715,026.00	\$3,949,303.03	\$10,664,329.03	O: 12/21/2016, #15 A1: 12/20/2017, #23 A2: 2/20/2019, #24
Community Action Partnerships of Strafford County	177200	Dover	\$145,008.00	\$83,432.00	\$228,440.00	O: 12/21/2016, #15 A1: 12/20/2017, #23 A2: 2/20/2019, #24
Easter Seals New Hampshire, Inc.	177204	Manchester	\$393,493.00	\$226,400.00	\$619,893.00	O: 12/21/2016, #15 A1: 12/20/2017, #23 A2: 2/20/2019, #24
Gibson Center for Seniors	155344	North Conway	\$1,116,349.00	\$658,027.48	\$1,774,376.48	O: 12/21/2016, #15 A1: 12/20/2017, #23

						A2: 2/20/2019, #24
Grafton County Senior Citizens Council, Inc.	177675	Lebanon	\$5,112,755.00	\$2,991,908.78	\$8,104,663.78	O: 12/21/2016, #15 A1: 12/20/2017, #23 A2: 2/20/2019, #24
Greater Wakefield Resource Center	158408	Union	\$65,896.00	\$38,400.00	\$104,096.00	O: 12/21/2016, #15 A1: 12/20/2017, #23 A2: 2/20/2019, #24
Lamprey Health Care	177677	Newmarket	\$247,272.00	\$142,266.00	\$389,538.00	O: 12/21/2016, #15 A1: 12/20/2017, #23 A2: 2/20/2019, #24
Newport Senior Center	177250	Newport	\$2,781,661.00	\$1,635,497.77	\$4,417,158.77	O: 12/21/2016, #15 A1: 12/20/2017, #23 A2: 2/20/2019, #24
Ossipee Concerned Citizens	170158	Center Ossipee	\$1,633,927.00	\$962,050.98	\$2,595,977.98	O: 12/21/2016, #15 A1: 12/20/2017, #23 A2: 2/20/2019, #24
Rockingham Nutrition / Meals on Wheels	155197	Brentwood	\$6,299,278.00	\$3,708,259.44	\$10,007,537.44	O: 12/21/2016, #15 A1: 6/7/2017, #13 A2: 12/20/2017, #23 A3: 2/20/2019, #24
Southwestern Community Services	177511	Keene	\$244,160.00	\$140,480.00	\$384,640.00	O: 12/21/2016, #15 A1: 12/20/2017, #23 A2: 2/20/2019, #24
St. Joseph Community Services	155093	Merrimack	\$6,717,984.00	\$3,979,070.18	\$10,697,054.18	O: 12/21/2016, #15 A1: 12/20/2017, #23 A2: 2/20/2019, #24

Strafford Nutrition MOW	260818	Somersworth	\$1,726,898.00	\$1,021,987.35	\$2,748,885.35	O: 12/21/2016, #15 A1: 12/20/2017, #23 A2: 2/20/2019, #24
Tri-County Community Action Program	177195	Berlin	\$3,067,119.00	\$1,800,769.83	\$4,867,888.83	O: 12/21/2016, #15 A1: 12/20/2017, #23 A2: 2/20/2019, #24
VNA at HCS	177274	Keene	\$2,494,436.00	\$1,467,653.18	\$3,962,089.18	O: 12/21/2016, #15 A1: 12/20/2017, #23 A2: 2/20/2019, #24
Total:			\$38,761,062.00	22,805,506.00	\$61,566,568.00	
*** Note: Governor Sununu recently approved the addition of \$1,198,800 of emergency federal COVID-19 funding to the existing contracts to allow the Department to immediately disperse funding to Contractors to better support older, isolated, and frail adults who have become increasingly isolated during the COVID-19 pandemic. See the Informational Item on the 6/24/20 G&C agenda.						

Funds are available in the following accounts for State Fiscal Years 2020 and 2021 and are anticipated to be available in State Fiscal Year 2022, upon the availability and continued appropriation of funds in the future operating budgets, with authority to adjust amounts within the price limitation and adjust encumbrances between State Fiscal Years through the Budget Office if needed and justified.

See attached fiscal details.

#### **EXPLANATION - REQUESTED ACTION**

This request is **Retroactive** because the Department needed to adjust the application of Older Americans Act funds for unforeseen expenses due to the change from congregate meal services to at-home meal services, as congregate locations closed due to the State of Emergency to protect people from the spread of COVID-10. This request is **Sole Source** because the Department is requesting the current contracts be extended twenty-one (21) months beyond the three (3) month renewal option currently available in the agreements. The purpose of this request is to enable the current Contractors, who have the ability to immediately continue to support the older, isolated, and frail adults they have been serving during the ongoing pandemic by continuing to provide nutrition and transportation services by extending the completion date and increasing the price limitation of the contracts. These funds will be used to support the ongoing need for these services for older, isolated, and frail adults in order to assist them to continue living as independently as possible, both safely and with dignity.

Nutrition services are comprised of home delivered and/or congregate meals. Contractors will deliver meals to the homes of eligible individuals who are homebound and unable to prepare their own meals, or who are temporarily homebound due to COVID-19 or recovery from illness or injury. Each meal shall include at least one-third (1/3) of the recommended daily calorie allowance established by the Food and Nutrition Board of the Institute of Medicine for the National Academy of Sciences, as well as the Dietary Guidelines for Americans issued by the Secretaries of the Departments of Health and Human Services and Agriculture. The Contractors will prepare meals,

to the extent possible, that incorporate the special dietary needs and preferences of clients, including recommendations from clients' licensed practitioners.

The Contractors will provide congregate meals in community settings, where individuals travel to a specific site to share a meal with other individuals. Due to the COVID-19 health risks facing New Hampshire today, congregate meals are not currently possible but will continue as soon it is determined safe to do so. Each meal shall include at least one-third (1/3) of the recommended daily calorie allowance established by the Food and Nutrition Board of the Institute of Medicine for the National Academy of Sciences, as well as the Dietary Guidelines for Americans issued by the Secretaries of the Departments of Health and Human Services and Agriculture. The Contractors will prepare meals, to the extent possible, that incorporate the special dietary needs and preferences of clients, including recommendations from clients' licensed practitioners. Due to the COVID-19 Emergency, congregate meals in community settings are currently suspended. Contractors will follow federal, state, and local guidelines for re-opening congregate meal settings and providing congregate meals.

Transportation services include providing individuals with transportation in a vehicle to and from home for medical appointments, grocery shopping and errands, and to community facilities and programs that promote independent living and socialization. Contractors will ensure that vehicles used for transportation services are registered and inspected in accordance with the New Hampshire Department of Transportation and New Hampshire Department of Safety regulations. All drivers providing transportation services will be licensed in accordance with applicable New Hampshire Administrative Rules.

The Contractors will assist individuals in accessing the aforementioned services in accordance with the Older Americans Act, and other federal, state, and local guidelines to ensure the safety of those served during the COVID-19 emergency.

These nutrition and transportation services support individuals ages sixty (60) and older, as well as individuals ages eighteen (18) and over with a disability or chronic illness. Services are targeted toward individuals with the greatest economic and social need. The services enable eligible adults to live as independently and safely as possible, and with dignity. The Contractors will ensure that clients served meet eligibility requirements for services and ensure that clients have access to appropriate services. Approximately 62,192 individuals will be served with congregate and home-delivered meals and 246,312 per person, per day units of transportation services will be provided from July 1, 2020 through June 30, 2022.

As referenced in the Exhibit C-1 of the contracts, the agreements include the option to extend services for up to two (2) additional year(s), contingent upon satisfactory delivery of services, available funding, agreement of the parties and approval of the Governor and Executive Council. The Contracts were previously renewed for one (1) year and nine (9) months. The Department is exercising the remaining three (3) months available and requesting the extension of the contract for an additional twenty-one (21) months.

The nutrition and transportation services were to provide support to individuals ages sixty (60) and older, as well as individuals ages eighteen (18) and over with a disability or chronic illness. Services are targeted toward individuals with the greatest economic and social need.

Should the Governor and Executive Council not authorize this request, thousands of older adults and younger adults with disabilities or chronic illnesses may not have access to home-delivered meals, congregate meals, or transportation services.

Area served: Statewide

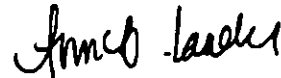
His Excellency, Governor Christopher T. Sununu  
and the Honorable Council  
Page 5 of 5

Source of Funds: General Funds, Federal Funds from Title IIIB CFDA# 93.044 / FAIN# 2001NHOASS; Title IIIC1 & C2 CFDA# 93.045 / FAIN 2001NHOACM, CFDA# 93.045 / FAIN# 2001NHOAHD, CFDA# 93.667 / FAIN# 2001NHSOSR.

In the event that the Federal Funds become no longer available, General Funds will not be requested to support this program.

---

Respectfully submitted,



Ann H. Landry

Associate Commissioner

Nutrition and Transportation  
Financial Detail Attachment Sheet

Nutrition and Transportation Amendments  
FINANCIAL DETAIL ATTACHMENT SHEET

05-95-48-481010-7872 HEALTH AND SOCIAL SERVICES, DEPT OF HEALTH AND HUMAN SVS, HHS: ELDERLY AND ADULT SERVICES, GRANTS TO LOCALS, ADM ON AGING GRANTS (50% Federal Funds; 50% General Funds)

Community Action Program Belknap-Merrimack Counties, Inc. (Vendor #177203)

Class/Account	Class Title	SFY	Current Budget	Increase/ (Decrease)	Modified Budget
512-500352	Transportation of Clients	2017	\$124,617.00	\$0.00	\$124,617.00
541-500383	Meals - Congregate	2017	\$163,598.00	\$0.00	\$163,598.00
544-500386	Meals - Home Delivered	2017	\$334,758.00	\$0.00	\$334,758.00
512-500352	Transportation of Clients	2018	\$261,743.00	\$0.00	\$261,743.00
541-500383	Meals - Congregate	2018	\$343,846.00	\$0.00	\$343,846.00
544-500386	Meals - Home Delivered	2018	\$703,599.00	\$0.00	\$703,599.00
512-500352	Transportation of Clients	2019	\$261,743.00	\$0.00	\$261,743.00
541-500383	Meals - Congregate	2019	\$356,934.00	\$0.00	\$356,934.00
544-500386	Meals - Home Delivered	2019	\$730,379.00	\$0.00	\$730,379.00
512-500352	Transportation of Clients	2020	\$261,743.00	\$0.00	\$261,743.00
541-500383	Meals - Congregate	2020	\$356,934.00	(\$90,000.00)	\$266,934.00
544-500386	Meals - Home Delivered	2020	\$730,380.00	\$139,119.01	\$869,499.01
102-500731	Contracts (FFCRA)	2020	\$0.00	\$196,280.00	\$196,280.00
512-500352	Transportation of Clients	2021	\$0.00	\$261,743.00	\$261,743.00
541-500383	Meals - Congregate	2021	\$0.00	\$356,934.00	\$356,934.00
544-500386	Meals - Home Delivered	2021	\$0.00	\$779,499.01	\$779,499.01
512-500352	Transportation of Clients	2022	\$0.00	\$261,743.00	\$261,743.00
541-500383	Meals - Congregate	2022	\$0.00	\$356,934.00	\$356,934.00
544-500386	Meals - Home Delivered	2022	\$0.00	\$779,499.01	\$779,499.01
		<b>Subtotal</b>	<b>\$4,630,274.00</b>	<b>\$3,041,751.03</b>	<b>\$7,672,025.03</b>



Nutrition and Transportation  
Financial Detail Attachment Sheet

Easter Seals New Hampshire, Inc. (Vendor # 177204)

Class/Account	Class Title	SFY	Current Budget	Increase/ (Decrease)	Modified Budget
512-500352	Transportation of Clients	2017	\$53,894.00	\$0.00	\$53,894.00
541-500383	Meals - Congregate	2017	\$0.00	\$0.00	\$0.00
544-500386	Meals - Home Delivered	2017	\$0.00	\$0.00	\$0.00
512-500352	Transportation of Clients	2018	\$113,200.00	\$0.00	\$113,200.00
541-500383	Meals - Congregate	2018	\$0.00	\$0.00	\$0.00
544-500386	Meals - Home Delivered	2018	\$0.00	\$0.00	\$0.00
512-500352	Transportation of Clients	2019	\$113,200.00	\$0.00	\$113,200.00
541-500383	Meals - Congregate	2019	\$0.00	\$0.00	\$0.00
544-500386	Meals - Home Delivered	2019	\$0.00	\$0.00	\$0.00
512-500352	Transportation of Clients	2020	\$113,199.00	\$0.00	\$113,199.00
541-500383	Meals - Congregate	2020	\$0.00	\$0.00	\$0.00
544-500386	Meals - Home Delivered	2020	\$0.00	\$0.00	\$0.00
102-500731	Contracts (FFCRA)	2020	\$0.00	\$0.00	\$0.00
512-500352	Transportation of Clients	2021	\$0.00	\$113,200.00	\$113,200.00
541-500383	Meals - Congregate	2021	\$0.00	\$0.00	\$0.00
544-500386	Meals - Home Delivered	2021	\$0.00	\$0.00	\$0.00
512-500352	Transportation of Clients	2022	\$0.00	\$113,200.00	\$113,200.00
541-500383	Meals - Congregate	2022	\$0.00	\$0.00	\$0.00
544-500386	Meals - Home Delivered	2022	\$0.00	\$0.00	\$0.00
		<b>Subtotal</b>	<b>\$393,493.00</b>	<b>\$226,400.00</b>	<b>\$619,893.00</b>

Nutrition and Transportation  
Financial Detail Attachment Sheet

Gibson Center for Senior Services (Vendor #155344)

Class/Account	Class Title	SFY	Current Budget	Increase/ (Decrease)	Modified Budget
512-500352	Transportation of Clients	2017	\$12,846.00	\$0.00	\$12,846.00
541-500383	Meals - Congregate	2017	\$46,750.00	\$0.00	\$46,750.00
544-500386	Meals - Home Delivered	2017	\$65,401.00	\$0.00	\$65,401.00
512-500352	Transportation of Clients	2018	\$26,956.00	\$0.00	\$26,956.00
541-500383	Meals - Congregate	2018	\$98,260.00	\$0.00	\$98,260.00
544-500386	Meals - Home Delivered	2018	\$137,454.00	\$0.00	\$137,454.00
512-500352	Transportation of Clients	2019	\$26,956.00	\$0.00	\$26,956.00
541-500383	Meals - Congregate	2019	\$102,000.00	\$0.00	\$102,000.00
544-500386	Meals - Home Delivered	2019	\$142,685.00	\$0.00	\$142,685.00
512-500352	Transportation of Clients	2020	\$26,956.00	\$0.00	\$26,956.00
541-500383	Meals - Congregate	2020	\$102,000.00	\$0.00	\$102,000.00
544-500386	Meals - Home Delivered	2020	\$142,686.00	\$9,595.82	\$152,281.82
102-500731	Contracts (FFCRA)	2020	\$0.00	\$38,340.00	\$38,340.00
512-500352	Transportation of Clients	2021	\$0.00	\$26,956.00	\$26,956.00
541-500383	Meals - Congregate	2021	\$0.00	\$102,000.00	\$102,000.00
544-500386	Meals - Home Delivered	2021	\$0.00	\$152,281.82	\$152,281.82
512-500352	Transportation of Clients	2022	\$0.00	\$26,956.00	\$26,956.00
541-500383	Meals - Congregate	2022	\$0.00	\$102,000.00	\$102,000.00
544-500386	Meals - Home Delivered	2022	\$0.00	\$152,281.82	\$152,281.82
		<i>Subtotal</i>	<i>\$930,950.00</i>	<i>\$610,411.46</i>	<i>\$1,541,361.46</i>

Nutrition and Transportation  
Financial Detail Attachment Sheet

Grafton County Senior Citizens Council, Inc. (Vendor # 177675)

Class/Account	Class Title	SFY	Current Budget	Increase/ (Decrease)	Modified Budget
512-500352	Transportation of Clients	2017	\$183,131.00	\$0.00	\$183,131.00
541-500383	Meals - Congregate	2017	\$187,622.00	\$0.00	\$187,622.00
544-500386	Meals - Home Delivered	2017	\$161,073.00	\$0.00	\$161,073.00
512-500352	Transportation of Clients	2018	\$384,625.00	\$0.00	\$384,625.00
541-500383	Meals - Congregate	2018	\$394,346.00	\$0.00	\$394,346.00
544-500386	Meals - Home Delivered	2018	\$338,546.00	\$0.00	\$338,546.00
512-500352	Transportation of Clients	2019	\$384,625.00	\$0.00	\$384,625.00
541-500383	Meals - Congregate	2019	\$409,356.00	\$0.00	\$409,356.00
544-500386	Meals - Home Delivered	2019	\$351,432.00	\$0.00	\$351,432.00
512-500352	Transportation of Clients	2020	\$384,625.00	\$0.00	\$384,625.00
541-500383	Meals - Congregate	2020	\$409,356.00	\$0.00	\$409,356.00
544-500386	Meals - Home Delivered	2020	\$351,432.00	\$23,634.26	\$375,066.26
102-500731	Contracts (FFCRA)	2020	\$0.00	\$94,450.00	\$94,450.00
512-500352	Transportation of Clients	2021	\$0.00	\$384,625.00	\$384,625.00
541-500383	Meals - Congregate	2021	\$0.00	\$409,356.00	\$409,356.00
544-500386	Meals - Home Delivered	2021	\$0.00	\$375,066.26	\$375,066.26
512-500352	Transportation of Clients	2022	\$0.00	\$384,625.00	\$384,625.00
541-500383	Meals - Congregate	2022	\$0.00	\$409,356.00	\$409,356.00
544-500386	Meals - Home Delivered	2022	\$0.00	\$375,066.26	\$375,066.26
		<b>Subtotal</b>	<b>\$3,940,169.00</b>	<b>\$2,456,178.78</b>	<b>\$6,396,347.78</b>

Nutrition and Transportation  
Financial Detail Attachment Sheet

Greater Wakefield Nutrition and Transportation. (Vendor # 158408)

Class/Account	Class Title	SFY	Current Budget	Increase/ (Decrease)	Modified Budget
512-500352	Transportation of Clients	2017	\$0.00	\$0.00	\$0.00
541-500383	Meals - Congregate	2017	\$8,800.00	\$0.00	\$8,800.00
544-500386	Meals - Home Delivered	2017	\$0.00	\$0.00	\$0.00
512-500352	Transportation of Clients	2018	\$0.00	\$0.00	\$0.00
541-500383	Meals - Congregate	2018	\$18,496.00	\$0.00	\$18,496.00
544-500386	Meals - Home Delivered	2018	\$0.00	\$0.00	\$0.00
512-500352	Transportation of Clients	2019	\$0.00	\$0.00	\$0.00
541-500383	Meals - Congregate	2019	\$19,200.00	\$0.00	\$19,200.00
544-500386	Meals - Home Delivered	2019	\$0.00	\$0.00	\$0.00
512-500352	Transportation of Clients	2020	\$0.00	\$0.00	\$0.00
541-500383	Meals - Congregate	2020	\$19,200.00	\$0.00	\$19,200.00
544-500386	Meals - Home Delivered	2020	\$0.00	\$0.00	\$0.00
102-500731	Contracts (FFCRA)	2020	\$0.00	\$0.00	\$0.00
512-500352	Transportation of Clients	2021	\$0.00	\$0.00	\$0.00
541-500383	Meals - Congregate	2021	\$0.00	\$19,200.00	\$19,200.00
544-500386	Meals - Home Delivered	2021	\$0.00	\$0.00	\$0.00
512-500352	Transportation of Clients	2022	\$0.00	\$0.00	\$0.00
541-500383	Meals - Congregate	2022	\$0.00	\$19,200.00	\$19,200.00
544-500386	Meals - Home Delivered	2022	\$0.00	\$0.00	\$0.00
		<b>Subtotal</b>	<b>\$65,696.00</b>	<b>\$38,400.00</b>	<b>\$104,096.00</b>

Nutrition and Transportation  
Financial Detail Attachment Sheet

Lamprey Health Care (Vendor #177877)

Class/Account	Class Title	SFY	Current Budget	Increase/ (Decrease)	Modified Budget
512-500352	Transportation of Clients	2017	\$33,873.00	\$0.00	\$33,873.00
541-500383	Meals - Congregate	2017	\$0.00	\$0.00	\$0.00
544-500386	Meals - Home Delivered	2017	\$0.00	\$0.00	\$0.00
512-500352	Transportation of Clients	2018	\$71,133.00	\$0.00	\$71,133.00
541-500383	Meals - Congregate	2018	\$0.00	\$0.00	\$0.00
544-500386	Meals - Home Delivered	2018	\$0.00	\$0.00	\$0.00
512-500352	Transportation of Clients	2019	\$71,133.00	\$0.00	\$71,133.00
541-500383	Meals - Congregate	2019	\$0.00	\$0.00	\$0.00
544-500386	Meals - Home Delivered	2019	\$0.00	\$0.00	\$0.00
512-500352	Transportation of Clients	2020	\$71,133.00	\$0.00	\$71,133.00
541-500383	Meals - Congregate	2020	\$0.00	\$0.00	\$0.00
544-500386	Meals - Home Delivered	2020	\$0.00	\$0.00	\$0.00
102-500731	Contracts (FFCRA)	2020	\$0.00	\$0.00	\$0.00
512-500352	Transportation of Clients	2021	\$0.00	\$71,133.00	\$71,133.00
541-500383	Meals - Congregate	2021	\$0.00	\$0.00	\$0.00
544-500386	Meals - Home Delivered	2021	\$0.00	\$0.00	\$0.00
512-500352	Transportation of Clients	2022	\$0.00	\$71,133.00	\$71,133.00
541-500383	Meals - Congregate	2022	\$0.00	\$0.00	\$0.00
544-500386	Meals - Home Delivered	2022	\$0.00	\$0.00	\$0.00
		<b>Subtotal</b>	<b>\$247,272.00</b>	<b>\$142,266.00</b>	<b>\$389,538.00</b>

Nutrition and Transportation  
Financial Detail Attachment Sheet

Newport Senior Center (Vendor #177250)

Class/Account	Class Title	SFY	Current Budget	Increase/ (Decrease)	Modified Budget
512-500352	Transportation of Clients	2017	\$38,725.00	\$0.00	\$38,725.00
541-500383	Meals - Congregate	2017	\$80,366.00	\$0.00	\$80,366.00
544-500386	Meals - Home Delivered	2017	\$124,955.00	\$0.00	\$124,955.00
512-500352	Transportation of Clients	2018	\$81,341.00	\$0.00	\$81,341.00
541-500383	Meals - Congregate	2018	\$168,909.00	\$0.00	\$168,909.00
544-500386	Meals - Home Delivered	2018	\$262,632.00	\$0.00	\$262,632.00
512-500352	Transportation of Clients	2019	\$81,341.00	\$0.00	\$81,341.00
541-500383	Meals - Congregate	2019	\$175,338.00	\$0.00	\$175,338.00
544-500386	Meals - Home Delivered	2019	\$272,627.00	\$0.00	\$272,627.00
512-500352	Transportation of Clients	2020	\$81,341.00	\$0.00	\$81,341.00
541-500383	Meals - Congregate	2020	\$175,338.00	(\$42,000.00)	\$133,338.00
544-500386	Meals - Home Delivered	2020	\$272,628.00	\$60,334.59	\$332,962.59
102-500731	Contracts (FFCRA)	2020	\$0.00	\$73,270.00	\$73,270.00
512-500352	Transportation of Clients	2021	\$0.00	\$81,341.00	\$81,341.00
541-500383	Meals - Congregate	2021	\$0.00	\$175,338.00	\$175,338.00
544-500386	Meals - Home Delivered	2021	\$0.00	\$290,962.59	\$290,962.59
512-500352	Transportation of Clients	2022	\$0.00	\$81,341.00	\$81,341.00
541-500383	Meals - Congregate	2022	\$0.00	\$175,338.00	\$175,338.00
544-500386	Meals - Home Delivered	2022	\$0.00	\$290,962.59	\$290,962.59
		<b>Subtotal</b>	<b>\$1,815,541.00</b>	<b>\$1,166,887.77</b>	<b>\$3,002,428.77</b>

Nutrition and Transportation  
Financial Detail Attachment Sheet

Ossipee Concerned Citizens (Vendor #170158)

Class/Account	Class Title	SFY	Current Budget	Increase/ (Decrease)	Modified Budget
512-500352	Transportation of Clients	2017	\$0.00	\$0.00	\$0.00
541-500383	Meals - Congregate	2017	\$62,778.00	\$0.00	\$62,778.00
544-500386	Meals - Home Delivered	2017	\$71,858.00	\$0.00	\$71,858.00
512-500352	Transportation of Clients	2018	\$0.00	\$0.00	\$0.00
541-500383	Meals - Congregate	2018	\$131,946.00	\$0.00	\$131,946.00
544-500386	Meals - Home Delivered	2018	\$151,031.00	\$0.00	\$151,031.00
512-500352	Transportation of Clients	2019	\$0.00	\$0.00	\$0.00
541-500383	Meals - Congregate	2019	\$136,968.00	\$0.00	\$136,968.00
544-500386	Meals - Home Delivered	2019	\$156,779.00	\$0.00	\$156,779.00
512-500352	Transportation of Clients	2020	\$0.00	\$0.00	\$0.00
541-500383	Meals - Congregate	2020	\$136,968.00	(\$12,000.00)	\$124,968.00
544-500386	Meals - Home Delivered	2020	\$156,780.00	\$22,543.66	\$179,323.66
102-500731	Contracts (FFCRA)	2020	\$0.00	\$42,130.00	\$42,130.00
512-500352	Transportation of Clients	2021	\$0.00	\$0.00	\$0.00
541-500383	Meals - Congregate	2021	\$0.00	\$136,968.00	\$136,968.00
544-500386	Meals - Home Delivered	2021	\$0.00	\$167,323.66	\$167,323.66
512-500352	Transportation of Clients	2022	\$0.00	\$0.00	\$0.00
541-500383	Meals - Congregate	2022	\$0.00	\$136,968.00	\$136,968.00
544-500386	Meals - Home Delivered	2022	\$0.00	\$167,323.66	\$167,323.66
		<b>Subtotal</b>	<b>\$1,005,108.00</b>	<b>\$661,256.98</b>	<b>\$1,666,364.98</b>

Nutrition and Transportation  
Financial Detail Attachment Sheet

Rockingham Nutrition MOW (Vendor #155197)

Class/Account	Class Title	SFY	Current Budget	Increase/ (Decrease)	Modified Budget
512-500352	Transportation of Clients	2017	\$90,843.00	\$0.00	\$90,843.00
541-500383	Meals - Congregate	2017	\$123,750.00	\$0.00	\$123,750.00
544-500386	Meals - Home Delivered	2017	\$331,837.00	\$0.00	\$331,837.00
512-500352	Transportation of Clients	2018	\$190,782.00	\$0.00	\$190,782.00
541-500383	Meals - Congregate	2018	\$260,100.00	\$0.00	\$260,100.00
544-500386	Meals - Home Delivered	2018	\$697,461.00	\$0.00	\$697,461.00
512-500352	Transportation of Clients	2019	\$190,782.00	\$0.00	\$190,782.00
541-500383	Meals - Congregate	2019	\$270,000.00	\$0.00	\$270,000.00
544-500386	Meals - Home Delivered	2019	\$724,009.00	\$0.00	\$724,009.00
512-500352	Transportation of Clients	2020	\$190,782.00	\$0.00	\$190,782.00
541-500383	Meals - Congregate	2020	\$270,000.00	(\$56,000.00)	\$214,000.00
544-500386	Meals - Home Delivered	2020	\$724,008.00	\$104,690.48	\$828,698.48
102-500731	Contracts (FFCRA)	2020	\$0.00	\$194,570.00	\$194,570.00
512-500352	Transportation of Clients	2021	\$0.00	\$190,782.00	\$190,782.00
541-500383	Meals - Congregate	2021	\$0.00	\$270,000.00	\$270,000.00
544-500386	Meals - Home Delivered	2021	\$0.00	\$772,698.48	\$772,698.48
512-500352	Transportation of Clients	2022	\$0.00	\$190,782.00	\$190,782.00
541-500383	Meals - Congregate	2022	\$0.00	\$270,000.00	\$270,000.00
544-500386	Meals - Home Delivered	2022	\$0.00	\$772,698.48	\$772,698.48
		<b>Subtotal</b>	<b>\$4,064,354.00</b>	<b>\$2,710,221.44</b>	<b>\$6,774,575.44</b>



Nutrition and Transportation  
Financial Detail Attachment Sheet

St Joseph Community Services (Vendor #155093)

Class/Account	Class Title	SFY	Current Budget	Increase/ (Decrease)	Modified Budget
512-500352	Transportation of Clients	2017	\$25,003.00	\$0.00	\$25,003.00
541-500383	Meals - Congregate	2017	\$158,538.00	\$0.00	\$158,538.00
544-500386	Meals - Home Delivered	2017	\$490,897.00	\$0.00	\$490,897.00
512-500352	Transportation of Clients	2018	\$52,492.00	\$0.00	\$52,492.00
541-500383	Meals - Congregate	2018	\$200,277.00	\$0.00	\$200,277.00
544-500386	Meals - Home Delivered	2018	\$1,164,716.00	\$0.00	\$1,164,716.00
512-500352	Transportation of Clients	2019	\$52,492.00	\$0.00	\$52,492.00
541-500383	Meals - Congregate	2019	\$207,900.00	\$0.00	\$207,900.00
544-500386	Meals - Home Delivered	2019	\$1,209,048.00	\$0.00	\$1,209,048.00
512-500352	Transportation of Clients	2020	\$52,492.00	\$0.00	\$52,492.00
541-500383	Meals - Congregate	2020	\$207,900.00	\$0.00	\$207,900.00
544-500386	Meals - Home Delivered	2020	\$1,209,048.00	\$81,310.06	\$1,290,358.06
102-500731	Contracts (FFCRA)	2020	\$0.00	\$324,910.00	\$324,910.00
512-500352	Transportation of Clients	2021	\$0.00	\$52,492.00	\$52,492.00
541-500383	Meals - Congregate	2021	\$0.00	\$207,900.00	\$207,900.00
544-500386	Meals - Home Delivered	2021	\$0.00	\$1,290,358.06	\$1,290,358.06
512-500352	Transportation of Clients	2022	\$0.00	\$52,492.00	\$52,492.00
541-500383	Meals - Congregate	2022	\$0.00	\$207,900.00	\$207,900.00
544-500386	Meals - Home Delivered	2022	\$0.00	\$1,290,358.06	\$1,290,358.06
		<b>Subtotal</b>	<b>\$5,030,803.00</b>	<b>\$3,507,720.18</b>	<b>\$8,538,523.18</b>

Nutrition and Transportation  
Financial Detail Attachment Sheet

Southwestern Community Services (Vendor #177511)

Class/Account	Class Title	SFY	Current Budget	Increase/ (Decrease)	Modified Budget
512-500352	Transportation of Clients	2017	\$33,441.00	\$0.00	\$33,441.00
541-500383	Meals - Congregate	2017	\$0.00	\$0.00	\$0.00
544-500386	Meals - Home Delivered	2017	\$0.00	\$0.00	\$0.00
512-500352	Transportation of Clients	2018	\$70,240.00	\$0.00	\$70,240.00
541-500383	Meals - Congregate	2018	\$0.00	\$0.00	\$0.00
544-500386	Meals - Home Delivered	2018	\$0.00	\$0.00	\$0.00
512-500352	Transportation of Clients	2019	\$70,240.00	\$0.00	\$70,240.00
541-500383	Meals - Congregate	2019	\$0.00	\$0.00	\$0.00
544-500386	Meals - Home Delivered	2019	\$0.00	\$0.00	\$0.00
512-500352	Transportation of Clients	2020	\$70,239.00	\$0.00	\$70,239.00
541-500383	Meals - Congregate	2020	\$0.00	\$0.00	\$0.00
544-500386	Meals - Home Delivered	2020	\$0.00	\$0.00	\$0.00
102-500731	Contracts (FFCRA)	2020	\$0.00	\$0.00	\$0.00
512-500352	Transportation of Clients	2021	\$0.00	\$70,240.00	\$70,240.00
541-500383	Meals - Congregate	2021	\$0.00	\$0.00	\$0.00
544-500386	Meals - Home Delivered	2021	\$0.00	\$0.00	\$0.00
512-500352	Transportation of Clients	2022	\$0.00	\$70,240.00	\$70,240.00
541-500383	Meals - Congregate	2022	\$0.00	\$0.00	\$0.00
544-500386	Meals - Home Delivered	2022	\$0.00	\$0.00	\$0.00
		<b>Subtotal</b>	<b>\$244,160.00</b>	<b>\$140,480.00</b>	<b>\$384,640.00</b>

Nutrition and Transportation  
Financial Detail Attachment Sheet

Community Action Partnership of Strafford County (Vendor #177200)

Class/Account	Class Title	SFY	Current Budget	Increase/ (Decrease)	Modified Budget
512-500352	Transportation of Clients	2017	\$19,861.00	\$0.00	\$19,861.00
541-500383	Meals - Congregate	2017	\$0.00	\$0.00	\$0.00
544-500386	Meals - Home Delivered	2017	\$0.00	\$0.00	\$0.00
512-500352	Transportation of Clients	2018	\$41,716.00	\$0.00	\$41,716.00
541-500383	Meals - Congregate	2018	\$0.00	\$0.00	\$0.00
544-500386	Meals - Home Delivered	2018	\$0.00	\$0.00	\$0.00
512-500352	Transportation of Clients	2019	\$41,716.00	\$0.00	\$41,716.00
541-500383	Meals - Congregate	2019	\$0.00	\$0.00	\$0.00
544-500386	Meals - Home Delivered	2019	\$0.00	\$0.00	\$0.00
512-500352	Transportation of Clients	2020	\$41,715.00	\$0.00	\$41,715.00
541-500383	Meals - Congregate	2020	\$0.00	\$0.00	\$0.00
544-500386	Meals - Home Delivered	2020	\$0.00	\$0.00	\$0.00
102-500731	Contracts (FFCRA)	2020	\$0.00	\$0.00	\$0.00
512-500352	Transportation of Clients	2021	\$0.00	\$41,716.00	\$41,716.00
541-500383	Meals - Congregate	2021	\$0.00	\$0.00	\$0.00
544-500386	Meals - Home Delivered	2021	\$0.00	\$0.00	\$0.00
512-500352	Transportation of Clients	2022	\$0.00	\$41,716.00	\$41,716.00
541-500383	Meals - Congregate	2022	\$0.00	\$0.00	\$0.00
544-500386	Meals - Home Delivered	2022	\$0.00	\$0.00	\$0.00
		<b>Subtotal</b>	<b>\$145,008.00</b>	<b>\$83,432.00</b>	<b>\$228,440.00</b>

Nutrition and Transportation  
Financial Detail Attachment Sheet

Strafford Nutrition MOW (Vendor # 260818)

Class/Account	Class Title	SFY	Current Budget	Increase/ (Decrease)	Modified Budget
512-500352	Transportation of Clients	2017	\$0.00	\$0.00	\$0.00
541-500383	Meals - Congregate	2017	\$27,974.00	\$0.00	\$27,974.00
544-500386	Meals - Home Delivered	2017	\$129,234.00	\$0.00	\$129,234.00
512-500352	Transportation of Clients	2018	\$0.00	\$0.00	\$0.00
541-500383	Meals - Congregate	2018	\$58,788.00	\$0.00	\$58,788.00
544-500386	Meals - Home Delivered	2018	\$271,625.00	\$0.00	\$271,625.00
512-500352	Transportation of Clients	2019	\$0.00	\$0.00	\$0.00
541-500383	Meals - Congregate	2019	\$61,026.00	\$0.00	\$61,026.00
544-500386	Meals - Home Delivered	2019	\$281,963.00	\$0.00	\$281,963.00
512-500352	Transportation of Clients	2020	\$0.00	\$0.00	\$0.00
541-500383	Meals - Congregate	2020	\$61,026.00	\$0.00	\$61,026.00
544-500386	Meals - Home Delivered	2020	\$281,964.00	\$18,962.45	\$300,926.45
102-500731	Contracts (FFCRA)	2020	\$0.00	\$75,770.00	\$75,770.00
512-500352	Transportation of Clients	2021	\$0.00	\$0.00	\$0.00
541-500383	Meals - Congregate	2021	\$0.00	\$61,026.00	\$61,026.00
544-500386	Meals - Home Delivered	2021	\$0.00	\$300,926.45	\$300,926.45
512-500352	Transportation of Clients	2022	\$0.00	\$0.00	\$0.00
541-500383	Meals - Congregate	2022	\$0.00	\$61,026.00	\$61,026.00
544-500386	Meals - Home Delivered	2022	\$0.00	\$300,926.45	\$300,926.45
		<b>Subtotal</b>	<b>\$1,173,600.00</b>	<b>\$818,637.35</b>	<b>\$1,992,237.35</b>

Nutrition and Transportation  
Financial Detail Attachment Sheet

Tri-County Community Action Program (Vendor #177195)

Class/Account	Class Title	SFY	Current Budget	Increase/ (Decrease)	Modified Budget
512-500352	Transportation of Clients	2017	\$102,490.00	\$0.00	\$102,490.00
541-500383	Meals - Congregate	2017	\$77,869.00	\$0.00	\$77,869.00
544-500386	Meals - Home Delivered	2017	\$152,570.00	\$0.00	\$152,570.00
512-500352	Transportation of Clients	2018	\$215,229.00	\$0.00	\$215,229.00
541-500383	Meals - Congregate	2018	\$163,661.00	\$0.00	\$163,661.00
544-500386	Meals - Home Delivered	2018	\$320,674.00	\$0.00	\$320,674.00
512-500352	Transportation of Clients	2019	\$215,229.00	\$0.00	\$215,229.00
541-500383	Meals - Congregate	2019	\$169,890.00	\$0.00	\$169,890.00
544-500386	Meals - Home Delivered	2019	\$332,880.00	\$0.00	\$332,880.00
512-500352	Transportation of Clients	2020	\$215,229.00	\$0.00	\$215,229.00
541-500383	Meals - Congregate	2020	\$169,890.00	\$0.00	\$169,890.00
544-500386	Meals - Home Delivered	2020	\$332,880.00	\$22,386.61	\$355,266.61
102-500731	Contracts (FFCRA)	2020	\$0.00	\$89,460.00	\$89,460.00
512-500352	Transportation of Clients	2021	\$0.00	\$215,229.00	\$215,229.00
541-500383	Meals - Congregate	2021	\$0.00	\$169,890.00	\$169,890.00
544-500386	Meals - Home Delivered	2021	\$0.00	\$355,266.61	\$355,266.61
512-500352	Transportation of Clients	2022	\$0.00	\$215,229.00	\$215,229.00
541-500383	Meals - Congregate	2022	\$0.00	\$169,890.00	\$169,890.00
544-500386	Meals - Home Delivered	2022	\$0.00	\$355,266.61	\$355,266.61
		<b>Subtotal</b>	<b>\$2,468,491.00</b>	<b>\$1,592,617.83</b>	<b>\$4,061,108.83</b>

Nutrition and Transportation  
Financial Detail Attachment Sheet

VNA at HCS (Vendor #177274)

Class/Account	Class Title	SFY	Current Budget	Increase/ (Decrease)	Modified Budget
512-500352	Transportation of Clients	2017	\$28,985.00	\$0.00	\$28,985.00
541-500383	Meals - Congregate	2017	\$73,277.00	\$0.00	\$73,277.00
544-500386	Meals - Home Delivered	2017	\$118,745.00	\$0.00	\$118,745.00
512-500352	Transportation of Clients	2018	\$60,856.00	\$0.00	\$60,856.00
541-500383	Meals - Congregate	2018	\$154,008.00	\$0.00	\$154,008.00
544-500386	Meals - Home Delivered	2018	\$249,575.00	\$0.00	\$249,575.00
512-500352	Transportation of Clients	2019	\$60,856.00	\$0.00	\$60,856.00
541-500383	Meals - Congregate	2019	\$159,870.00	\$0.00	\$159,870.00
544-500386	Meals - Home Delivered	2019	\$259,073.00	\$0.00	\$259,073.00
512-500352	Transportation of Clients	2020	\$60,856.00	\$0.00	\$60,856.00
541-500383	Meals - Congregate	2020	\$159,870.00	\$0.00	\$159,870.00
544-500386	Meals - Home Delivered	2020	\$259,074.00	\$17,423.06	\$276,497.06
102-500731	Contracts (FFCRA)	2020	\$0.00	\$69,620.00	\$69,620.00
512-500352	Transportation of Clients	2021	\$0.00	\$60,856.00	\$60,856.00
541-500383	Meals - Congregate	2021	\$0.00	\$159,870.00	\$159,870.00
544-500386	Meals - Home Delivered	2021	\$0.00	\$276,497.06	\$276,497.06
512-500352	Transportation of Clients	2022	\$0.00	\$60,856.00	\$60,856.00
541-500383	Meals - Congregate	2022	\$0.00	\$159,870.00	\$159,870.00
544-500386	Meals - Home Delivered	2022	\$0.00	\$276,497.06	\$276,497.06
		<b>Subtotal</b>	<b>\$1,645,045.00</b>	<b>\$1,081,489.18</b>	<b>\$2,726,534.18</b>

Nutrition and Transportation  
Financial Detail Attachment Sheet

05-95-48-481010-7872 Summary for All Vendors

Class/Account	Class Title	SFY	Current Budget	Increase/ (Decrease)	Modified Budget
512-500352	Transportation of Clients	2017	\$747,709.00	\$0.00	\$747,709.00
541-500383	Meals - Congregate	2017	\$1,011,322.00	\$0.00	\$1,011,322.00
544-500386	Meals - Home Delivered	2017	\$1,981,328.00	\$0.00	\$1,981,328.00
512-500352	Transportation of Clients	2018	\$1,570,313.00	\$0.00	\$1,570,313.00
541-500383	Meals - Congregate	2018	\$1,992,637.00	\$0.00	\$1,992,637.00
544-500386	Meals - Home Delivered	2018	\$4,297,313.00	\$0.00	\$4,297,313.00
512-500352	Transportation of Clients	2019	\$1,570,313.00	\$0.00	\$1,570,313.00
541-500383	Meals - Congregate	2019	\$2,068,482.00	\$0.00	\$2,068,482.00
544-500386	Meals - Home Delivered	2019	\$4,460,875.00	\$0.00	\$4,460,875.00
512-500352	Transportation of Clients	2020	\$1,570,310.00	\$0.00	\$1,570,310.00
541-500383	Meals - Congregate	2020	\$2,068,482.00	(\$200,000.00)	\$1,868,482.00
544-500386	Meals - Home Delivered	2020	\$4,460,880.00	\$500,000.00	\$4,960,880.00
102-500731	Contracts (FFCRA)	2020	\$0.00	\$1,198,800.00	\$1,198,800.00
512-500352	Transportation of Clients	2021	\$0.00	\$1,570,313.00	\$1,570,313.00
541-500383	Meals - Congregate	2021	\$0.00	\$2,068,482.00	\$2,068,482.00
544-500386	Meals - Home Delivered	2021	\$0.00	\$4,760,880.00	\$4,760,880.00
512-500352	Transportation of Clients	2022	\$0.00	\$1,570,313.00	\$1,570,313.00
541-500383	Meals - Congregate	2022	\$0.00	\$2,068,482.00	\$2,068,482.00
544-500386	Meals - Home Delivered	2022	\$0.00	\$4,760,880.00	\$4,760,880.00
	<b>Subtotal</b>		<b>\$27,799,964.00</b>	<b>\$18,298,150.00</b>	<b>\$46,098,114.00</b>
			\$27,799,964.00	\$300,000.00	\$28,099,964.00

05-95-48-481010-9255 HEALTH AND SOCIAL SERVICES, DEPT OF HEALTH AND HUMAN SVS, HHS: ELDERLY AND ADULT SERVICES, GRANTS TO LOCALS, SOCIAL SERVICE BLOCK GRANT (60% Federal Funds; 40% General Funds)

Community Action Program Belknap-Merrimack Counties, Inc. (Vendor #177203)

Class/Account	Class Title	SFY	Current Budget	Increase/ (Decrease)	Modified Budget
544-500386	Meals Home Delivered	2017	\$252,962.00	\$0.00	\$252,962.00
544-500386	Meals Home Delivered	2018	\$531,679.00	\$0.00	\$531,679.00
544-500386	Meals Home Delivered	2019	\$551,916.00	\$0.00	\$551,916.00
544-500386	Meals Home Delivered	2020	\$551,915.00	\$0.00	\$551,915.00
544-500386	Meals Home Delivered	2021	\$0.00	\$551,916.00	\$551,916.00
544-500386	Meals Home Delivered	2022	\$0.00	\$551,916.00	\$551,916.00
	<b>Subtotal</b>		<b>\$1,888,472.00</b>	<b>\$1,103,832.00</b>	<b>\$2,992,304.00</b>

Easter Seals New Hampshire, Inc. (Vendor # 177204)

Class/Account	Class Title	SFY	Current Budget	Increase/ (Decrease)	Modified Budget
544-500386	Meals Home Delivered	2017	\$0.00	\$0.00	\$0.00
544-500386	Meals Home Delivered	2018	\$0.00	\$0.00	\$0.00
544-500386	Meals Home Delivered	2019	\$0.00	\$0.00	\$0.00
544-500386	Meals Home Delivered	2020	\$0.00	\$0.00	\$0.00
544-500386	Meals Home Delivered	2021	\$0.00	\$0.00	\$0.00
544-500386	Meals Home Delivered	2022	\$0.00	\$0.00	\$0.00
	<b>Subtotal</b>		<b>\$0.00</b>	<b>\$0.00</b>	<b>\$0.00</b>

Nutrition and Transportation  
Financial Detail Attachment Sheet

**Gibson Center for Senior Services (Vendor #155344)**

Class/Account	Class Title	SFY	Current Budget	Increase/ (Decrease)	Modified Budget
544-500386	Meals Home Delivered	2017	\$19,701.00	\$0.00	\$19,701.00
544-500386	Meals Home Delivered	2018	\$41,402.00	\$0.00	\$41,402.00
544-500386	Meals Home Delivered	2019	\$42,978.00	\$0.00	\$42,978.00
544-500386	Meals Home Delivered	2020	\$42,978.00	\$0.00	\$42,978.00
544-500386	Meals Home Delivered	2021	\$0.00	\$42,978.00	\$42,978.00
544-500386	Meals Home Delivered	2022	\$0.00	\$42,978.00	\$42,978.00
		<b>Subtotal</b>	<b>\$147,059.00</b>	<b>\$85,956.00</b>	<b>\$233,015.00</b>

**Grafton County Senior Citizens Council, Inc. (Vendor # 177675)**

Class/Account	Class Title	SFY	Current Budget	Increase/ (Decrease)	Modified Budget
544-500386	Meals Home Delivered	2017	\$144,419.00	\$0.00	\$144,419.00
544-500386	Meals Home Delivered	2018	\$303,537.00	\$0.00	\$303,537.00
544-500386	Meals Home Delivered	2019	\$315,090.00	\$0.00	\$315,090.00
544-500386	Meals Home Delivered	2020	\$315,090.00	\$0.00	\$315,090.00
544-500386	Meals Home Delivered	2021	\$0.00	\$315,090.00	\$315,090.00
544-500386	Meals Home Delivered	2022	\$0.00	\$315,090.00	\$315,090.00
		<b>Subtotal</b>	<b>\$1,078,136.00</b>	<b>\$630,180.00</b>	<b>\$1,708,316.00</b>

**Greater Wakefield Nutrition and Transportation. (Vendor # 158408)**

Class/Account	Class Title	SFY	Current Budget	Increase/ (Decrease)	Modified Budget
544-500386	Meals Home Delivered	2017	\$0.00	\$0.00	\$0.00
544-500386	Meals Home Delivered	2018	\$0.00	\$0.00	\$0.00
544-500386	Meals Home Delivered	2019	\$0.00	\$0.00	\$0.00
544-500386	Meals Home Delivered	2020	\$0.00	\$0.00	\$0.00
544-500386	Meals Home Delivered	2021	\$0.00	\$0.00	\$0.00
544-500386	Meals Home Delivered	2022	\$0.00	\$0.00	\$0.00
		<b>Subtotal</b>	<b>\$0.00</b>	<b>\$0.00</b>	<b>\$0.00</b>

**Lamproy Health Care (Vendor #177677)**

Class/Account	Class Title	SFY	Current Budget	Increase/ (Decrease)	Modified Budget
544-500386	Meals Home Delivered	2017	\$0.00	\$0.00	\$0.00
544-500386	Meals Home Delivered	2018	\$0.00	\$0.00	\$0.00
544-500386	Meals Home Delivered	2019	\$0.00	\$0.00	\$0.00
544-500386	Meals Home Delivered	2020	\$0.00	\$0.00	\$0.00
544-500386	Meals Home Delivered	2021	\$0.00	\$0.00	\$0.00
544-500386	Meals Home Delivered	2022	\$0.00	\$0.00	\$0.00
		<b>Subtotal</b>	<b>\$0.00</b>	<b>\$0.00</b>	<b>\$0.00</b>



Nutrition and Transportation  
Financial Detail Attachment Sheet

**Newport Senior Center (Vendor #177250)**

Class/Account	Class Title	SFY	Current Budget	Increase/ (Decrease)	Modified Budget
544-500386	Meals Home Delivered	2017	\$119,598.00	\$0.00	\$119,598.00
544-500386	Meals Home Delivered	2018	\$251,372.00	\$0.00	\$251,372.00
544-500386	Meals Home Delivered	2019	\$260,940.00	\$0.00	\$260,940.00
544-500386	Meals Home Delivered	2020	\$260,940.00	\$0.00	\$260,940.00
544-500386	Meals Home Delivered	2021	\$0.00	\$260,940.00	\$260,940.00
544-500386	Meals Home Delivered	2022	\$0.00	\$260,940.00	\$260,940.00
		<b>Subtotal</b>	<b>\$892,850.00</b>	<b>\$521,880.00</b>	<b>\$1,414,730.00</b>

**Ossipee Concerned Citizens (Vendor #170158)**

Class/Account	Class Title	SFY	Current Budget	Increase/ (Decrease)	Modified Budget
544-500386	Meals Home Delivered	2017	\$78,590.00	\$0.00	\$78,590.00
544-500386	Meals Home Delivered	2018	\$165,175.00	\$0.00	\$165,175.00
544-500386	Meals Home Delivered	2019	\$171,462.00	\$0.00	\$171,462.00
544-500386	Meals Home Delivered	2020	\$171,462.00	\$0.00	\$171,462.00
544-500386	Meals Home Delivered	2021	\$0.00	\$171,462.00	\$171,462.00
544-500386	Meals Home Delivered	2022	\$0.00	\$171,462.00	\$171,462.00
		<b>Subtotal</b>	<b>\$586,689.00</b>	<b>\$342,924.00</b>	<b>\$929,613.00</b>

**Rockingham Nutrition MOW (Vendor #155197)**

Class/Account	Class Title	SFY	Current Budget	Increase/ (Decrease)	Modified Budget
544-500386	Meals Home Delivered	2017	\$273,306.00	\$0.00	\$273,306.00
544-500386	Meals Home Delivered	2018	\$574,440.00	\$0.00	\$574,440.00
544-500386	Meals Home Delivered	2019	\$596,304.00	\$0.00	\$596,304.00
544-500386	Meals Home Delivered	2020	\$596,304.00	\$0.00	\$596,304.00
544-500386	Meals Home Delivered	2021	\$0.00	\$596,304.00	\$596,304.00
544-500386	Meals Home Delivered	2022	\$0.00	\$596,304.00	\$596,304.00
		<b>Subtotal</b>	<b>\$2,040,354.00</b>	<b>\$1,192,608.00</b>	<b>\$3,232,962.00</b>

**St Joseph Community Services (Vendor #155093)**

Class/Account	Class Title	SFY	Current Budget	Increase/ (Decrease)	Modified Budget
544-500386	Meals Home Delivered	2017	\$182,479.00	\$0.00	\$182,479.00
544-500386	Meals Home Delivered	2018	\$383,532.00	\$0.00	\$383,532.00
544-500386	Meals Home Delivered	2019	\$398,130.00	\$0.00	\$398,130.00
544-500386	Meals Home Delivered	2020	\$398,130.00	\$0.00	\$398,130.00
544-500386	Meals Home Delivered	2021	\$0.00	\$398,130.00	\$398,130.00
544-500386	Meals Home Delivered	2022	\$0.00	\$398,130.00	\$398,130.00
		<b>Subtotal</b>	<b>\$1,362,271.00</b>	<b>\$796,260.00</b>	<b>\$2,158,531.00</b>

Nutrition and Transportation  
Financial Detail Attachment Sheet

Southwestern Community Services (Vendor #177511)

Class/Account	Class Title	SFY	Current Budget	Increase/ (Decrease)	Modified Budget
544-500386	Meals Home Delivered	2017	\$0.00	\$0.00	\$0.00
544-500386	Meals Home Delivered	2018	\$0.00	\$0.00	\$0.00
544-500386	Meals Home Delivered	2019	\$0.00	\$0.00	\$0.00
544-500386	Meals Home Delivered	2020	\$0.00	\$0.00	\$0.00
544-500386	Meals Home Delivered	2021	\$0.00	\$0.00	\$0.00
544-500386	Meals Home Delivered	2022	\$0.00	\$0.00	\$0.00
		<b>Subtotal</b>	<b>\$0.00</b>	<b>\$0.00</b>	<b>\$0.00</b>

Community Action Partnership of Strafford County (Vendor #177200)

Class/Account	Class Title	SFY	Current Budget	Increase/ (Decrease)	Modified Budget
544-500386	Meals Home Delivered	2017	\$0.00	\$0.00	\$0.00
544-500386	Meals Home Delivered	2018	\$0.00	\$0.00	\$0.00
544-500386	Meals Home Delivered	2019	\$0.00	\$0.00	\$0.00
544-500386	Meals Home Delivered	2020	\$0.00	\$0.00	\$0.00
544-500386	Meals Home Delivered	2021	\$0.00	\$0.00	\$0.00
544-500386	Meals Home Delivered	2022	\$0.00	\$0.00	\$0.00
		<b>Subtotal</b>	<b>\$0.00</b>	<b>\$0.00</b>	<b>\$0.00</b>

Strafford Nutrition MOW (Vendor # 260818)

Class/Account	Class Title	SFY	Current Budget	Increase/ (Decrease)	Modified Budget
544-500386	Meals Home Delivered	2017	\$83,965.00	\$0.00	\$83,965.00
544-500386	Meals Home Delivered	2018	\$134,443.00	\$0.00	\$134,443.00
544-500386	Meals Home Delivered	2019	\$139,560.00	\$0.00	\$139,560.00
544-500386	Meals Home Delivered	2020	\$139,560.00	\$0.00	\$139,560.00
544-500386	Meals Home Delivered	2021	\$0.00	\$139,560.00	\$139,560.00
544-500386	Meals Home Delivered	2022	\$0.00	\$139,560.00	\$139,560.00
		<b>Subtotal</b>	<b>\$477,528.00</b>	<b>\$279,120.00</b>	<b>\$756,648.00</b>

Tri-County Community Action Program (Vendor #177195)

Class/Account	Class Title	SFY	Current Budget	Increase/ (Decrease)	Modified Budget
544-500386	Meals Home Delivered	2017	\$68,206.00	\$0.00	\$68,206.00
544-500386	Meals Home Delivered	2018	\$143,350.00	\$0.00	\$143,350.00
544-500386	Meals Home Delivered	2019	\$148,806.00	\$0.00	\$148,806.00
544-500386	Meals Home Delivered	2020	\$148,806.00	\$0.00	\$148,806.00
544-500386	Meals Home Delivered	2021	\$0.00	\$148,806.00	\$148,806.00
544-500386	Meals Home Delivered	2022	\$0.00	\$148,806.00	\$148,806.00
		<b>Subtotal</b>	<b>\$509,168.00</b>	<b>\$297,612.00</b>	<b>\$806,780.00</b>

Nutrition and Transportation  
Financial Detail Attachment Sheet

VNA at HCS (Vendor #177274)

Class/Account	Class Title	SFY	Current Budget	Increase/ (Decrease)	Modified Budget
544-500386	Meals Home Delivered	2017	\$104,451.00	\$0.00	\$104,451.00
544-500386	Meals Home Delivered	2018	\$219,536.00	\$0.00	\$219,536.00
544-500386	Meals Home Delivered	2019	\$227,892.00	\$0.00	\$227,892.00
544-500386	Meals Home Delivered	2020	\$227,892.00	\$0.00	\$227,892.00
544-500386	Meals Home Delivered	2021	\$0.00	\$227,892.00	\$227,892.00
544-500386	Meals Home Delivered	2022	\$0.00	\$227,892.00	\$227,892.00
		<b>Subtotal</b>	<b>\$779,771.00</b>	<b>\$455,784.00</b>	<b>\$1,235,555.00</b>

05-95-48-481010-9255 Summary for All Vendors

Class/Account	Class Title	SFY	Current Budget	Increase/ (Decrease)	Modified Budget
544-500386	Meals Home Delivered	2017	\$1,307,677.00	\$0.00	\$1,307,677.00
544-500386	Meals Home Delivered	2018	\$2,748,466.00	\$0.00	\$2,748,466.00
544-500386	Meals Home Delivered	2019	\$2,853,078.00	\$0.00	\$2,853,078.00
544-500386	Meals Home Delivered	2020	\$2,853,077.00	\$0.00	\$2,853,077.00
544-500386	Meals Home Delivered	2021	\$0.00	\$2,853,078.00	\$2,853,078.00
544-500386	Meals Home Delivered	2022	\$0.00	\$2,853,078.00	\$2,853,078.00
		<b>Subtotal</b>	<b>\$9,762,298.00</b>	<b>\$5,706,156.00</b>	<b>\$15,468,454.00</b>

\$9,762,298.00

\$5,706,156.00

\$15,468,454.00

Summary by Vendor by Year

Community Action Program Belknap-Merrimack Counties, Inc. (Vendor #177203)

		SFY	Current Budget	Increase/ (Decrease)	Modified Budget
		2017	\$875,935.00	\$0.00	\$875,935.00
		2018	\$1,840,867.00	\$0.00	\$1,840,867.00
		2019	\$1,900,972.00	\$0.00	\$1,900,972.00
		2020	\$1,900,972.00	\$245,399.01	\$2,146,371.01
		2021	\$0.00	\$1,950,092.01	\$1,950,092.01
		2022	\$0.00	\$1,950,092.01	\$1,950,092.01
		<b>Subtotal</b>	<b>\$6,518,746.00</b>	<b>\$4,145,583.03</b>	<b>\$10,664,329.03</b>

Easter Seals New Hampshire, Inc. (Vendor # 177204)

		SFY	Current Budget	Increase/ (Decrease)	Modified Budget
		2017	\$53,894.00	\$0.00	\$53,894.00
		2018	\$113,200.00	\$0.00	\$113,200.00
		2019	\$113,200.00	\$0.00	\$113,200.00
		2020	\$113,199.00	\$0.00	\$113,199.00
		2021	\$0.00	\$113,200.00	\$113,200.00
		2022	\$0.00	\$113,200.00	\$113,200.00
		<b>Subtotal</b>	<b>\$393,493.00</b>	<b>\$226,400.00</b>	<b>\$619,893.00</b>

Nutrition and Transportation  
Financial Detail Attachment Sheet

**Gibson Center for Senior Services (Vendor #155344)**

		SFY	Current Budget	Increase/ (Decrease)	Modified Budget
		2017	\$144,698.00	\$0.00	\$144,698.00
		2018	\$304,072.00	\$0.00	\$304,072.00
		2019	\$314,619.00	\$0.00	\$314,619.00
		2020	\$314,620.00	\$47,935.82	\$362,555.82
		2021	\$0.00	\$324,215.82	\$324,215.82
		2022	\$0.00	\$324,215.82	\$324,215.82
		<b>Subtotal</b>	<b>\$1,078,009.00</b>	<b>\$696,367.46</b>	<b>\$1,774,376.46</b>

**Grafton County Senior Citizens Council, Inc. (Vendor # 177675)**

		SFY	Current Budget	Increase/ (Decrease)	Modified Budget
		2017	\$676,245.00	\$0.00	\$676,245.00
		2018	\$1,421,054.00	\$0.00	\$1,421,054.00
		2019	\$1,460,503.00	\$0.00	\$1,460,503.00
		2020	\$1,460,503.00	\$118,084.26	\$1,578,587.26
		2021	\$0.00	\$1,484,137.26	\$1,484,137.26
		2022	\$0.00	\$1,484,137.26	\$1,484,137.26
		<b>Subtotal</b>	<b>\$5,018,305.00</b>	<b>\$3,086,358.78</b>	<b>\$8,104,663.78</b>

**Greater Wakefield Nutrition and Transportation. (Vendor # 158408)**

		SFY	Current Budget	Increase/ (Decrease)	Modified Budget
		2017	\$8,800.00	\$0.00	\$8,800.00
		2018	\$18,496.00	\$0.00	\$18,496.00
		2019	\$19,200.00	\$0.00	\$19,200.00
		2020	\$19,200.00	\$0.00	\$19,200.00
		2021	\$0.00	\$19,200.00	\$19,200.00
		2022	\$0.00	\$19,200.00	\$19,200.00
		<b>Subtotal</b>	<b>\$65,696.00</b>	<b>\$38,400.00</b>	<b>\$104,096.00</b>

**Lamprey Health Care (Vendor #177677)**

		SFY	Current Budget	Increase/ (Decrease)	Modified Budget
		2017	\$33,873.00	\$0.00	\$33,873.00
		2018	\$71,133.00	\$0.00	\$71,133.00
		2019	\$71,133.00	\$0.00	\$71,133.00
		2020	\$71,133.00	\$0.00	\$71,133.00
		2021	\$0.00	\$71,133.00	\$71,133.00
		2022	\$0.00	\$71,133.00	\$71,133.00
		<b>Subtotal</b>	<b>\$247,272.00</b>	<b>\$142,266.00</b>	<b>\$389,538.00</b>

Nutrition and Transportation  
Financial Detail Attachment Sheet

**Nowport Senior Center (Vendor #177250)**

		SFY	Current Budget	Increase/ (Decrease)	Modified Budget
		2017	\$363,644.00	\$0.00	\$363,644.00
		2018	\$764,254.00	\$0.00	\$764,254.00
		2019	\$790,246.00	\$0.00	\$790,246.00
		2020	\$790,247.00	\$91,604.59	\$881,851.59
		2021	\$0.00	\$808,581.59	\$808,581.59
		2022	\$0.00	\$808,581.59	\$808,581.59
		<b>Subtotal</b>	<b>\$2,708,391.00</b>	<b>\$1,708,767.77</b>	<b>\$4,417,158.77</b>

**Ossipee Concerned Citizens (Vendor #170158)**

		SFY	Current Budget	Increase/ (Decrease)	Modified Budget
		2017	\$213,226.00	\$0.00	\$213,226.00
		2018	\$448,152.00	\$0.00	\$448,152.00
		2019	\$465,209.00	\$0.00	\$465,209.00
		2020	\$465,210.00	\$52,673.66	\$517,883.66
		2021	\$0.00	\$475,753.66	\$475,753.66
		2022	\$0.00	\$475,753.66	\$475,753.66
		<b>Subtotal</b>	<b>\$1,591,797.00</b>	<b>\$1,004,180.98</b>	<b>\$2,595,977.98</b>

**Rockingham Nutrition MOW (Vendor #155197)**

		SFY	Current Budget	Increase/ (Decrease)	Modified Budget
		2017	\$819,736.00	\$0.00	\$819,736.00
		2018	\$1,722,783.00	\$0.00	\$1,722,783.00
		2019	\$1,781,095.00	\$0.00	\$1,781,095.00
		2020	\$1,781,094.00	\$243,260.48	\$2,024,354.48
		2021	\$0.00	\$1,829,784.48	\$1,829,784.48
		2022	\$0.00	\$1,829,784.48	\$1,829,784.48
		<b>Subtotal</b>	<b>\$6,104,708.00</b>	<b>\$3,902,829.44</b>	<b>\$10,007,537.44</b>

**St Joseph Community Services (Vendor #155093)**

		SFY	Current Budget	Increase/ (Decrease)	Modified Budget
		2017	\$856,917.00	\$0.00	\$856,917.00
		2018	\$1,801,017.00	\$0.00	\$1,801,017.00
		2019	\$1,867,570.00	\$0.00	\$1,867,570.00
		2020	\$1,867,570.00	\$406,220.06	\$2,273,790.06
		2021	\$0.00	\$1,948,880.06	\$1,948,880.06
		2022	\$0.00	\$1,948,880.06	\$1,948,880.06
		<b>Subtotal</b>	<b>\$6,393,074.00</b>	<b>\$4,303,980.18</b>	<b>\$10,697,054.18</b>

Nutrition and Transportation  
Financial Detail Attachment Sheet

**Southwestern Community Services (Vendor #177511)**

		SFY	Current Budget	Increase/ (Decrease)	Modified Budget
		2017	\$33,441.00	\$0.00	\$33,441.00
		2018	\$70,240.00	\$0.00	\$70,240.00
		2019	\$70,240.00	\$0.00	\$70,240.00
		2020	\$70,239.00	\$0.00	\$70,239.00
		2021	\$0.00	\$70,240.00	\$70,240.00
		2022	\$0.00	\$70,240.00	\$70,240.00
		<b>Subtotal</b>	<b>\$244,160.00</b>	<b>\$140,480.00</b>	<b>\$384,640.00</b>

**Community Action Partnership of Strafford County (Vendor #177200)**

		SFY	Current Budget	Increase/ (Decrease)	Modified Budget
		2017	\$19,861.00	\$0.00	\$19,861.00
		2018	\$41,716.00	\$0.00	\$41,716.00
		2019	\$41,716.00	\$0.00	\$41,716.00
		2020	\$41,715.00	\$0.00	\$41,715.00
		2021	\$0.00	\$41,716.00	\$41,716.00
		2022	\$0.00	\$41,716.00	\$41,716.00
		<b>Subtotal</b>	<b>\$145,008.00</b>	<b>\$83,432.00</b>	<b>\$228,440.00</b>

**Strafford Nutrition MOW (Vendor # 260818)**

		SFY	Current Budget	Increase/ (Decrease)	Modified Budget
		2017	\$221,173.00	\$0.00	\$221,173.00
		2018	\$464,856.00	\$0.00	\$464,856.00
		2019	\$482,549.00	\$0.00	\$482,549.00
		2020	\$482,550.00	\$94,732.45	\$577,282.45
		2021	\$0.00	\$501,512.45	\$501,512.45
		2022	\$0.00	\$501,512.45	\$501,512.45
		<b>Subtotal</b>	<b>\$1,651,128.00</b>	<b>\$1,097,757.35</b>	<b>\$2,748,885.35</b>

**Tri-County Community Action Program (Vendor #177195)**

		SFY	Current Budget	Increase/ (Decrease)	Modified Budget
		2017	\$401,135.00	\$0.00	\$401,135.00
		2018	\$842,914.00	\$0.00	\$842,914.00
		2019	\$866,805.00	\$0.00	\$866,805.00
		2020	\$866,805.00	\$111,846.61	\$978,651.61
		2021	\$0.00	\$889,191.61	\$889,191.61
		2022	\$0.00	\$889,191.61	\$889,191.61
		<b>Subtotal</b>	<b>\$2,977,659.00</b>	<b>\$1,890,229.83</b>	<b>\$4,867,888.83</b>

Nutrition and Transportation  
Financial Detail Attachment Sheet

VNA at HCS (Vendor #177274)

		SFY	Current Budget	Increase/ (Decrease)	Modified Budget
		2017	\$325,458.00	\$0.00	\$325,458.00
		2018	\$683,975.00	\$0.00	\$683,975.00
		2019	\$707,691.00	\$0.00	\$707,691.00
		2020	\$707,692.00	\$87,043.06	\$794,735.06
		2021	\$0.00	\$725,115.06	\$725,115.06
		2022	\$0.00	\$725,115.06	\$725,115.06
		<b>Subtotal</b>	<b>\$2,424,816.00</b>	<b>\$1,537,273.18</b>	<b>\$3,962,089.18</b>

Summary for All Vendors by Year

		SFY	Current Budget	Increase/ (Decrease)	Modified Budget
		2017	\$5,048,036.00	\$0.00	\$5,048,036.00
		2018	\$10,608,729.00	\$0.00	\$10,608,729.00
		2019	\$10,952,748.00	\$0.00	\$10,952,748.00
		2020	\$10,952,749.00	\$1,498,800.00	\$12,451,549.00
		2021	\$0.00	\$11,252,753.00	\$11,252,753.00
		2022	\$0.00	\$11,252,753.00	\$11,252,753.00
		<b>Subtotal</b>	<b>\$37,562,262.00</b>	<b>\$24,004,306.00</b>	<b>\$61,566,568.00</b>
			<b>\$37,562,262.00</b>	<b>\$24,004,306.00</b>	<b>\$61,566,568.00</b>

**New Hampshire Department of Health and Human Services  
Nutritional and Transportation**



**State of New Hampshire  
Department of Health and Human Services  
Amendment #4 to the Nutrition and Transportation Contract**

This 4<sup>th</sup> Amendment to the Nutrition and Transportation contract (hereinafter referred to as "Amendment #4") is by and between the State of New Hampshire, Department of Health and Human Services (hereinafter referred to as the "State" or "Department") and Rockingham Nutrition and Meals on Wheels Program, Inc., (hereinafter referred to as "the Contractor"), a nonprofit corporation with a place of business at 106 North Road, Brentwood, NH, 03833.

WHEREAS, pursuant to an agreement (the "Contract") approved by the Governor and Executive Council on December 21, 2016, (Item #15), as amended on June 7, 2017, (Item #13), December 20, 2017, (Item #23), and on February 20, 2019, (Item #24), the Contractor agreed to perform certain services based upon the terms and conditions specified in the Contract as amended and in consideration of certain sums specified; and

WHEREAS, pursuant to Form P-37, General Provisions, Paragraph 18, and Exhibit C-1, Revisions to General Provisions, Paragraph 3, the Contract may be amended upon written agreement of the parties and approval from the Governor and Executive Council; and

WHEREAS, the parties agree to extend the term of the agreement, increase the price limitation, and modify the scope of services to support continued delivery of these services; and

NOW THEREFORE, in consideration of the foregoing and the mutual covenants and conditions contained in the Contract and set forth herein, the parties hereto agree to amend as follows:

1. Form P-37 General Provisions, Block 1.6, Account Number, to read:  
05-095-48-481010-7872-102-500731.
2. Form P-37 General Provisions, Block 1.7, Completion Date, to read:  
June 30, 2022.
3. Form P-37, General Provisions, Block 1.8, Price Limitation, to read:  
\$10,007,537.44
4. Modify Exhibit A, Scope of Services by deleting it in its entirety and replacing it with Exhibit A Amendment #4, Scope of Services, which is attached hereto and incorporated by reference herein.
5. Modify Exhibit A-1 Service Area by deleting it in its entirety and replacing it with Exhibit A-1 Amendment #4, Service Area, which is attached hereto and incorporated by reference herein.
6. Modify Exhibit B Method and Conditions Precedent to Payment by deleting it in its entirety and replacing it with Exhibit B Amendment #4, Method and Conditions Precedent to Payment, which is attached hereto and incorporated by reference herein.
7. Modify Exhibit B-1 Amendment #2, Rate Sheet by deleting it in its entirety and replacing it with Exhibit B-1 Amendment #4, Rate Sheet, which is attached hereto and incorporated by reference herein.
8. Add Exhibit K, DHHS Information Security Requirements, which is attached hereto and incorporated by reference herein.

JP



New Hampshire Department of Health and Human Services  
Nutritional and Transportation



All terms and conditions of the Contract and prior amendments not inconsistent with this Amendment #4 remain in full force and effect. This amendment shall be effective retroactively to March 20, 2020, subject to the Governor's approval issued under the Executive Order 2020-04.

IN WITNESS WHEREOF, the parties have set their hands as of the date written below.

State of New Hampshire  
Department of Health and Human Services

5/20/2020  
Date

[Signature]  
Name: ~~Deborah Scheetz~~ Ann Landry  
Title: ~~Director~~ Associate Commissioner

Rockingham Nutrition and Meals on Wheels Program, Inc.

5/14/20  
Date

[Signature]  
Name: DEBRA PEROU  
Title: EXECUTIVE DIRECTOR

New Hampshire Department of Health and Human Services  
Nutritional and Transportation



The preceding Amendment, having been reviewed by this office, is approved as to form, substance, and execution.

OFFICE OF THE ATTORNEY GENERAL

5/29/20

Date

/s/ Christen Lavers

Name:

Title: Assistant Attorney General

I hereby certify that the foregoing Amendment was approved by the Governor of the State of New Hampshire on: \_\_\_\_\_ (date of approval letter)

OFFICE OF THE SECRETARY OF STATE

                      
Date

                      
Name:

Title:

New Hampshire Department of Health and Human Services  
Nutrition and Transportation Services  
Exhibit A Amendment #4



**Scope of Services**

**1. Provisions Applicable to All Services**

- 1.1. The Contractor shall provide services to individuals not receiving the same or similar services funded through other programs that may include, but are not limited to:
  - 1.1.1. The Medicaid State Plan.
  - 1.1.2. Any Home and Community Based Care Waivers administered by the Department.
  - 1.1.3. The Medicaid Program.
  - 1.1.4. Services provided through the Veterans Administration.
- 1.2. The Contractor shall provide and administer services in this Agreement in accordance with applicable federal and state laws, as well as rules, policies and regulations adopted by the Department currently in effect, and as they may be adopted or amended during the contract period, including, but not limited to:
  - 1.2.1. Title III of the Older Americans Act of 1965 as amended through P.L. 114-144, Enacted April 19, 2016.
  - 1.2.2. New Hampshire Administrative Rule He-E 502, The Older American Act Services: Title IIIB- Supportive Services, Title IIIC1 and C2 – Nutrition Program Policies, (herein after referred to as NH Administrative Rule He-E 502).
  - 1.2.3. Title XX of the United States, Social Services Block Grant (SSBG).
  - 1.2.4. New Hampshire Administrative Rule He-E 501, The Social Services Block Grant (Title XX) (herein after referred to as NH Administrative Rule He-E 501).
  - 1.2.5. New Hampshire Administrative Rule He-P 2300, Sanitary Production and Distribution of Food.
- 1.3. The Contractor shall comply with guidelines from the Centers for Disease Control and Prevention (CDC) and the Department, as directed by the Department during emergencies.
- 1.4. The Contractor shall adjust service delivery as directed by the Department, in accordance with Older American Act Services: Title IIIB-Supportive Services.

**2. Scope of Work**

- 2.1. The Contractor shall provide services to eligible individuals in the cities/town/counties, as identified in Exhibit A-1, Service Area, that include:

**New Hampshire Department of Health and Human Services  
Nutrition and Transportation Services  
Exhibit A Amendment #4**



- 2.1.1. Home Delivered Meals, which are funded through Title III and Title XX: The Contractor shall:
- 2.1.1.1. Deliver meals to eligible individuals, as defined in NH Administrative Rule He-E 501 and NH Administrative Rule He-E 502, who are homebound and unable to prepare their own meals.
  - 2.1.1.2. Comply with regulations regarding safety and sanitary food practice in accordance with state and local health, safety and sanitation requirements.
  - 2.1.1.3. Accept referrals from Adult Protective Services (APS) and prioritize service to individual referred by APS.
  - 2.1.1.4. Ensure each meal meets a minimum of one-third (33 1/3 %) of the dietary reference intakes established by the Food and Nutrition Board of the Institute of Medicine for the National Academy of Sciences, and complies with the most recent Dietary Guidelines for Americans issued by the Secretaries of the Departments of Health and Human Services and Agriculture.
  - 2.1.1.5. Prepare meals, to the extent possible, that incorporate the special dietary needs and preferences of the individual, including recommendations from the individual's licensed practitioner.
  - 2.1.1.6. Ensure a visual contact with each individual on each day that meals are delivered as an assurance of the individual's safety, with the exception of meals provided for weekends or designated as emergency meals, which are delivered to individuals in advance of anticipated inclement weather conditions or other adverse conditions. If unable to make visual contact with an individual, the Contractor shall initiate its agency's protocol, Non-Response from Client at Delivery Time or the equivalent agency guideline or policy and procedure for homebound individual's nonresponse at the time of delivery.
- 2.1.2. Congregate Meals, which are funded through Title III, only. The Contractor shall:
- 2.1.2.1. Provide meals in established community settings where eligible individuals share a meal with other individuals.
  - 2.1.2.2. Comply with the food safety regulations, nutritional requirements, and incorporating special dietary needs and preferences as cited in Section 2.1.1.

New Hampshire Department of Health and Human Services  
Nutrition and Transportation Services  
Exhibit A Amendment #4



- 2.1.2.3. Maintain a service provision log of all meals served that includes:
  - 2.1.2.3.1. Service date(s) of meals; and
  - 2.1.2.3.2. Names of individuals who received the meals.
- 2.1.2.4. Provide grab and go meals during a declaration of disaster or emergency, in accordance with the Older Americans Act and guidance provided by the Department, which shall be billed to the Department under home delivered meals Title IIIC-1.
- 2.1.3. Transportation, which is funded through Title III only, per individual per day: The Contractor shall:
  - 2.1.3.1. Provide demand-response transportation in which the Contractor provides tailored transportation options for individuals to be transported to and from their homes to medical and other appointments and to do grocery and other needed shopping.
  - 2.1.3.2. Comply with all applicable federal and state Department of Transportation and Department of Safety rules regulations.
  - 2.1.3.3. Ensure that all vehicles are registered pursuant to New Hampshire Administrative Rule Saf-C 500, Vehicle Registration Rules and inspected in accordance with New Hampshire Administrative Rule Saf-C 3200, Official Motor Vehicle Inspection Requirements.
  - 2.1.3.4. Ensure that all drivers are licensed in accordance with New Hampshire Administrative Rule, Saf-C 1000, Driver Licensing, and New Hampshire Administrative Rule Saf-C 1800, Commercial Driver Licensing, as applicable.
- 2.1.4. Title IIIB Supportive Services. The Contractor shall:
  - 2.1.4.1. Have the option to provide support services to eligible clients who are homebound in accordance with the Older Americans Act during a declaration of emergency or disaster, which may include delivery services for essential needs. The Contractor shall:
    - 2.1.4.1.1. Receive requests from clients to pick up specific items or run specific errands.
    - 2.1.4.1.2. Shop for groceries and complete other errands, which may include but are not limited to:
      - 2.1.4.1.2.1. Picking up medications at a pharmacy.

*DP*

**New Hampshire Department of Health and Human Services  
Nutrition and Transportation Services  
Exhibit A Amendment #4**



- 2.1.4.1.2.2. Buying clothing for the client.
      - 2.1.4.1.2.3. Buying other items for the client.
    - 2.1.4.1.3. Provide receipts to the client after each shopping transaction.
    - 2.1.4.1.4. Establish a system to account for the funds provided for by the client to make such purchases.
    - 2.1.4.1.5. Deliver the items in Section 2.1.4.2.1., above to the client's home, ensuring the condition of the items remain in the original condition they were purchased.
  - 2.1.4.2. Request approval from the Department before providing Title IIIB Supportive Services by submitting a plan for Department review and approval that includes:
    - 2.1.4.2.1. Steps of the delivery process;
    - 2.1.4.2.2. Steps for accounting for and ensuring proper use of each client's money; and
    - 2.1.4.2.3. Method of paying for the goods.
- 2.2. Access to Services
  - 2.2.1. The Contractor shall assist individuals in accessing nutrition or transportation services by accepting requests directly from individuals, their designated or appointed representatives, or referrals.
- 2.3. Individual Requests for Application for Services
  - 2.3.1. For Title III home-delivered meals and transportation services, the Contractor shall determine eligibility for the service in accordance with requirements in NH Administrative Rule He-E 502:
  - 2.3.2. For Title XX home-delivered meals, the Contractor shall either assist an individual to complete the Form 3000 Application, provided by the Department for Title XX Home-Delivered Meals, or receive completed applications for Title XX Home-Delivered Meals.
- 2.4. Individual Eligibility Requirements for Services
  - 2.4.1. The Contractor shall complete an assessment for eligibility in accordance with NH Administrative Rule He-E 501 and NH Administrative Rule He-E 502.
  - 2.4.2. The Contractor shall prioritize individuals who are referred for services by the Department's Adult Protection Program in accordance with NH Administrative Rule He-E 501 and NH Administrative Rule He-E 502.

*JP*

**New Hampshire Department of Health and Human Services  
Nutrition and Transportation Services**



**Exhibit A Amendment #4**

- 2.4.3. The Contractor shall provide notice of eligibility or non-eligibility to individuals and provide services to eligible individuals for the one (1) year eligibility period, in accordance with NH Administrative Rule He-E 501 and NH Administrative Rule He-E 502.
- 2.4.4. The Contractor shall re-determine individual eligibility for services in accordance with the requirements in the laws and rules listed in Section 1.2.
- 2.4.5. The Contractor may terminate services to an individual in accordance with the laws and rules listed in Section 1.2.
- 2.4.6. The Contractor shall submit a completed Form 3502, Contract Service Authorization – New Authorization to the Department in order to obtain authorization for home delivered meals to individuals determined or re-determined eligible to receive services.
- 2.5. Individual Assessments and Service Plans
  - 2.5.1. The Contractor shall accept input from each individual, or the individual's authorized representative, to develop a person-centered plan that meets the provision of services in accordance with NH Administrative Rule He-E 501 and NH Administrative Rule He-E 502.
  - 2.5.2. The Contractor shall monitor and adjust service plans to meet the individual's needs in accordance with NH Administrative Rule He-E 501 and NH Administrative Rule He-E 502.
  - 2.5.3. The Contractor shall provide services to individuals according to the individual's adult protective service plans determined by the Department's Adult Protection Program to prevent or ameliorate the circumstances that contribute to the individual's risk of neglect, abuse, and exploitation.
  - 2.5.4. The Contractor shall provide protocols and practices to the Department within thirty (30) days of the contract effective date to ensure that each eligible individual receives services regardless of behaviors influenced by:
    - 2.5.4.1. Mental health;
    - 2.5.4.2. Developmental issues; or
    - 2.5.4.3. Criminal history.
- 2.6. Person Centered Provision of Services
  - 2.6.1. The Contractor shall incorporate Person-Centered Planning into the provision of all services in this Agreement as specified in NH Administrative Rule He-E 501 and NH Administrative Rule He-E 502.

**New Hampshire Department of Health and Human Services  
Nutrition and Transportation Services  
Exhibit A Amendment #4**



- 2.6.2. The Contractor shall ensure individual service plans are based on person-centered planning and may be incorporated into existing service plans or documents currently used by the Contractor.

**2.7. Individual Donations and Fees**

- 2.7.1. To comply with the requirements for Title III Services, the Contractor:

- 2.7.1.1. May ask individuals receiving home-delivered meals or transportation services for a voluntary donation towards the cost of the service, except as stated in Section 2.8.4. Adult Protection Services.
- 2.7.1.2. May suggest an amount for a voluntary donation in accordance with NH Administrative Rule He-E 502, Section He-E 502.12 Voluntary Donations.
- 2.7.1.3. Acknowledges that any donation is voluntary, and cannot refuse services if an individual is unable or unwilling to make a voluntary donation.
- 2.7.1.4. Agrees not to bill or invoice individuals or their families.
- 2.7.1.5. Agrees that all voluntary donations support the program for which the voluntary donations are made.
- 2.7.1.6. Agrees to report the total amount of voluntary donations collected from individuals to the Department on a monthly basis.

- 2.7.2. To comply with the requirements for Title XX Services, the Contractor:

- 2.7.2.1. May charge fees to individuals, except as stated in Section 2.8.4 Adult Protection Services, receiving Title XX services provided that the Contractor establishes a sliding fee schedule and provides the sliding fee schedule information to individuals seeking services.
- 2.7.2.2. Ensures that fees shall comply with the requirements of NH Administrative Rule He-E 501.
- 2.7.2.3. Agrees not to charge fees to individuals, referred by the Department's Adult Protection Program, for whom reports of abuse, neglect, self-neglect or exploitation have been founded.
- 2.7.2.4. Agrees that all fees support the program for which fees are collected.
- 2.7.2.5. Agrees to report the total amount of fees collected from all individuals to the Department on a monthly basis.

**2.8. Adult Protection Services**

Rockingham Nutrition and Meals on Wheels Program, Inc.

Exhibit A Amendment #4

Contractor Initials

OSP



**New Hampshire Department of Health and Human Services  
Nutrition and Transportation Services  
Exhibit A Amendment #4**



- 2.8.1. The Contractor shall report suspected abuse, neglect, self-neglect, or exploitation of incapacitated adults as required by New Hampshire Revised Statutes Annotated (RSA) 161-F: 46, Reports of Adult Abuse; Investigations..
- 2.8.2. The Contractor shall accept referrals of individuals from the Adult Protection Program and provide them with meals or transportation as described in this Agreement.
- 2.8.3. The Contractor shall inform the referring Adult Protection Service staff of any changes in any individual's situation or other concerns.
- 2.8.4. The Contractor agrees that the payment received from the Department for the specified services is payment in full for those services, and the Contractor agrees to not attempt to secure a fee or monetary contribution of any type, such as in Section 2.7, from the individual receiving services.
- 2.8.5. The Contractor agrees to continue providing services to individuals referred by the Adult Protective Program without requesting a donation or charging a sliding scale, for up to one (1) calendar year after Adult Protective Services closes the case when a determination is made that the individual needs services to help prevent decline and re-involvement with Adult Protective Services.
- 2.9. Referring Individuals to Other Services
  - 2.9.1. The Contractor may refer the individual to other services and programs, as appropriate, if the Contractor identifies potential other community programs or services that may be beneficial to the individual, and the individual or the individual's authorized representative, agree to receive services.
- 2.10. Individual Wait Lists
  - 2.10.1. The Contractor shall provide services in this Agreement to the extent that funds, staff or resources for this purpose are available.
  - 2.10.2. The Contractor shall maintain a wait list in accordance with NH Administrative Rule He-E 501 and NH Administrative Rule He-E 502 even when funding or resources are not available to provide the contracted services.
- 2.11. Criminal Background Check and Bureau of Elderly and Adult Services (BEAS) State Registry Checks
  - 2.11.1. The Contractor shall obtain, at the Contractor's expense, a Criminal Background Check for each staff member or volunteer who will be interacting with or providing hands-on care to individuals, and shall

*AP*

**New Hampshire Department of Health and Human Services  
Nutrition and Transportation Services**



**Exhibit A Amendment #4**

release the results to the Department, at the Department's request, to ensure no convictions for crimes, including, but not limited to:

2.11.1.1. A felony for child abuse or neglect, spousal abuse, or any crime against children or adults, including but not limited to:

2.11.1.1.1. Child pornography.

2.11.1.1.2. Rape.

2.11.1.1.3. Sexual assault.

2.11.1.1.4. Homicide.

2.11.1.2. A violent or sexually-related crime against a child or adult, or a crime which may indicate a person might be reasonably expected to pose a threat to a child or adult.

2.11.1.3. A felony for physical assault, battery, or a drug-related offense committed within the past five (5) years in accordance with 42 USC 671 (a)(20)(A)(ii).

2.11.2. The Contractor shall authorize the Department to conduct a BEAS State Registry check for each staff member or volunteer who will be interacting with, or providing hands-on care to, individuals at no cost to the Contractor.

2.11.3. The Contractor shall provide the BEAS State Registry check to the Department upon request from the Department.

**2.12. Grievance and Appeals**

2.12.1. The Contractor shall maintain a system for tracking, resolving, and reporting individual complaints regarding services, processes, procedures, or staff concerns in accordance NH Administrative Rule He-E 501 and NH Administrative Rule He-E 502.

2.12.2. The Contractor shall ensure any filed complaints or concerns made by the individual are available to the Department upon request.

2.12.3. The Contractor shall maintain a written plan that addresses the present and future needs of individuals receiving services in the event that:

2.12.3.1. Service(s) are terminated or services are planned to be terminated prior to the contract completion date.

2.12.3.2. The contract is terminated or the contract is planned to be terminated prior to the contract completion date.

2.12.3.3. The Contractor terminates any service(s) for any reason.

2.12.3.4. The Contractor cannot fulfill all, or portions of all, services, terms or conditions outlined in the contract.

New Hampshire Department of Health and Human Services  
Nutrition and Transportation Services  
Exhibit A Amendment #4



2.12.4. Individual Feedback

2.12.4.1. The Contractor shall obtain individual feedback as required in NH Administrative Rule He-E 501, Section He-E 501.12, Contract Agency Requirements and NH Administrative Rule He-E 502, Section He-E 502.11 Contract Agency Requirements using a method approved by the Department within thirty (30) days of the contract effective date.

2.13. The Contractor shall comply with staffing requirements that include:

2.13.1. Maintaining a level of staffing necessary to perform and fulfill all of the functions, requirements, roles, and duties for the number of individuals and service area, as identified in this contract.

2.13.2. Verifying and documenting appropriate training, education, experience, and orientation for all staff to fulfill the responsibilities of their respective positions.

2.13.3. Maintaining current personnel and training records and documentation of all individuals requiring licenses or certifications.

2.13.4. Developing and submitting a written Staffing Contingency Plan to the Department within thirty (30) days of amendment effective date that includes, but is not limited to:

2.13.4.1. The process for replacement of personnel in the event of loss of key, or other, personnel during the contract period.

2.13.4.2. A description of how additional staff resources will be allocated to support this contract in the event of inability to meet any performance standard.

2.13.4.3. A description of time frames necessary for obtaining staff replacements.

2.13.4.4. An explanation of the Contractor's capabilities to provide new staff with comparable experience in accordance with Section 2.13.4.3.

2.13.4.5. A description of the method for training new staff members performing duties under this contract.

3. Reporting

3.1. The Contractor shall submit a Quarterly Program Service Report to the Department for each quarter of each State Fiscal Year by the fifteenth (15) of the month following the close of the quarter.

3.2. The Contractor shall complete the Quarterly Program Service Report in accordance with instructions provided by the Department.

*AP*

**New Hampshire Department of Health and Human Services  
Nutrition and Transportation Services  
Exhibit A Amendment #4**



- 3.3. The Contractor shall ensure information in the report includes, but is not limited to:
- 3.3.1. The number of individuals served by town and in the aggregate.
  - 3.3.2. Total amount of donations collected.
  - 3.3.3. Expenses by program service provided.
  - 3.3.4. Revenue, by program service provided, by funding source.
  - 3.3.5. Total amount of donations or fees collected from all individuals.
  - 3.3.6. Actual Units served, by program service provided, by funding source.
  - 3.3.7. Number of unduplicated individuals served, by service provided, by funding source.
  - 3.3.8. Number of Title III and Title XX recipients served with funds not provided through this Contract.
  - 3.3.9. Unmet need or waiting list.
  - 3.3.10. Length of time individuals are on a waiting list.
  - 3.3.11. The number of days individuals did not receive planned service(s) due to the service(s) not being available because of inadequate staffing or other related Contractor issue.
  - 3.3.12. Explanation describing the reason(s) for individuals not receiving their planned services.
  - 3.3.13. A plan to address how to resolve the issues in Section 3.3.12.
- 3.4. The Contractor shall submit Home-Delivered Data Form and the Transportation Data Form provided by the Department by January 31<sup>st</sup> and July 31<sup>st</sup> in each State Fiscal Year of the contract, as appropriate or as modified by the Department, which shall include, but is not limited to, the following:
- 3.4.1. For home-delivered meals:
    - 3.4.1.1. The number of meals served by individuals and by town.
    - 3.4.1.2. The number of meals served in the aggregate; and
    - 3.4.1.3. The number of miles related to the delivery of meals in the aggregate.
  - 3.4.2. For transportation:
    - 3.4.2.1. The number of individuals served by town and in the aggregate;
    - 3.4.2.2. The number of miles in the aggregate;
    - 3.4.2.3. The purpose of the transportation.

**New Hampshire Department of Health and Human Services  
Nutrition and Transportation Services**

**Exhibit A Amendment #4**



- 3.5. The Contractor shall ensure the Department has sufficient access for monitoring of contract compliance requirements as identified in OMB Circular A-133 that includes, but is not limited to:

- 3.5.1. Data.
- 3.5.2. Financial records.
- 3.5.3. Scheduled and unscheduled access to Contractor work sites, locations, work spaces and associated facilities.
- 3.5.4. Scheduled phone access to Contractor staff.
- 3.5.5. Timely unscheduled phone response by Contractor staff.

**4. Performance Measures**

- 4.1. The Department will monitor Contractor performance by:
- 4.1.1. 100% of individuals served meet eligibility requirements.
  - 4.1.2. 100% of the time eligibility re-determinations are completed before the individual's current eligibility expires.
  - 4.1.3. 100% of the time individuals receive services that meet their needs in accordance with their service plans or plans from Adult Protective Services.
- 4.2. The Contractor shall have a plan for monitoring and ensuring the performance measures in Section 4.1 above.
- 4.3. The Contractor shall actively and regularly collaborate with the Department to enhance contract management, improve results, and adjust program delivery and policy based on successful outcomes.

*SP*



Exhibit A-1 Amendment #4

Service Area

The Contractor shall ensure services in this Agreement are available to eligible individuals in the following towns/cities/counties:

- Atkinson
- Auburn
- Brentwood
- Candia
- Chester
- Danville
- Deerfield
- Derry
- East Kingston
- Epping
- Exeter
- Fremont
- Greenland
- Hampstead
- Hampton
- Hampton Falls
- Kensington
- Kingston
- Londonderry
- New Castle
- Newfields
- Newington
- Newmarket
- Newton
- North Hampton
- Northwood
- Nottingham
- Plaistow
- Portsmouth
- Raymond
- Rye
- Salem
- Sandown
- Seabrook
- South Hampton
- Stratham
- Windham



Exhibit B Amendment #4

**Method and Conditions Precedent to Payment**

1. The Department shall pay the Contractor an amount not to exceed Form P-37, General Provisions, Block 1.8, Price Limitation, for the services provided by the Contractor pursuant to Exhibit A Amendment #4, Scope of Services.
2. The contract is funded with federal funds. Availability of federal funds is contingent upon meeting the requirements outlined in the:
  - 2.1. Catalog of Federal Domestic Assistance #93.044 and Federal Award Identification Number 17AANHT3SS, United States Department of Health and Human Services, Administration for Community Living, Older Americans Act Title III, Grants for State and Community Programs on Aging – Title IIIB
  - 2.2. Catalog of Federal Domestic Assistance #93.045 and Federal Award Identification Number 17AANHT3CM, United States Department of Health and Human Services, Administration for Community Living, Older Americans Act Title III, Grants for State and Community Programs on Aging – Title IIIC-1
  - 2.3. Catalog of Federal Domestic Assistance #93.045 and Federal Award Identification Number 17AANHT3HD, United States Department of Health and Human Services, Administration for Community Living, Older Americans Act Title III, Grants for State and Community Programs on Aging – Title IIIC-2
  - 2.4. Catalog of Federal Domestic Assistance #93.667, United States Department of Health and Human Services, Administration for Children and Families, Social Services Block Grant, Title XX
  - 2.5. Title of Program: (HDC2) Families First Coronavirus Response Act, Older Americans Act Title III - Home-Delivered Meals, Award date of March 20, 2020, United States Department of Health and Human Services, Administration for Community Living, Older Americans Act Title III, Grants for State and Community Programs on Aging, Catalog of Federal Domestic Assistance #93.045 and Federal Award Identification Number FAIN #2001NHHDC2-00.
  - 2.6. Title of Program: (CMC2) Families First Coronavirus Response Act, Older Americans Act Title III – Congregate Meals, Award date of March 20, 2020, United States Department of Health and Human Services, Administration for Community Living, Older Americans Act Title III, Grants for State and Community Programs on Aging, Catalog of Federal Domestic Assistance #93.045 and Federal Award Identification Number FAIN #2001NHCMC2-00.
3. The Department has identified the Contractor as a Subrecipient, in accordance with 2 CFR 200.0, et seq.
4. Payment for services shall be on a cost reimbursement basis only for actual services provided in accordance with the rates identified in Exhibit B-1 Amendment #4, Rate Sheet.



Exhibit B Amendment #4

5. Payment shall be made as follows:
  - 5.1. The Contractor shall submit monthly invoices as provided by the Department indicating the number of units provided.
  - 5.2. Invoices shall specify the item description and rate as indicated in Exhibit B-1 Amendment #4, Rate Sheet.
  - 5.3. In lieu of hard copies, all invoices may be assigned an electronic signature and emailed to [dhhs.beasinvoices@dhhs.nh.gov](mailto:dhhs.beasinvoices@dhhs.nh.gov), or invoices may be mailed to:  
Bureau of Elderly and Adult Services Financial Manager  
Department of Health and Human Services  
129 Pleasant Street  
Concord, NH 03301
6. The Department shall make payment to the Contractor within thirty (30) days of receipt of invoices and reports for contract services provided pursuant to this Agreement.
7. Payments may be withheld pending receipt of required reports or documentation as identified in the Exhibit A Amendment #4, Scope of Services.
8. A final payment request shall be submitted no later than forty (40) days after the end of the contract. Failure to submit the Financial Report, and accompanying documentation, could result in non-payment.
9. Notwithstanding anything to the contrary herein, the Contractor agrees that funding under this Contract may be withheld, in whole or in part, in the event of noncompliance with any State or Federal law, rule, or regulation applicable to the services provided, or if the said services have not been completed in accordance with the terms and conditions of this Agreement.



**Exhibit B-1 Rate Sheet  
Amendment #4**

<b>Nutrition and Transportation</b>					
<b>1/1/2017 through 06/30/2017 Service Units</b>					
Nutrition and Transportation	Unit Type	Total # of Units of Service anticipated to be delivered.	Rate per Service		Amount of Funding
Title XX HD Meals	Per Meal	49,692	\$5.50		\$ 273,306.00
Title IIIC HD Meals	Per Meal	60,334	\$5.50		\$ 331,837.00
Title IIIC Cong Meals	Per Meal	22,500	\$5.50		\$ 123,750.00
Title IIIB Transportation	PerClient/PerDay	3,833	\$23.70		\$ 90,844.00
		<b>Subtotal</b>			<b>\$ 819,737.00</b>

<b>7/1/2017 through 06/30/2018 Service Units</b>					
Nutrition and Transportation	Unit Type	Total # of Units of Service anticipated to be delivered.	Rate per Service		Amount of Funding
Title XX HD Meals	Per Meal	99,384	\$5.78		\$ 574,439.52
Title IIIC HD Meals	Per Meal	120,668	\$5.78		\$ 697,461.04
Title IIIC Cong Meals	Per Meal	45,000	\$5.78		\$ 260,100.00
Title IIIB Transportation	PerClient/PerDay	7,665	\$24.89		\$ 190,781.85
		<b>Subtotal</b>			<b>\$ 1,722,782.41</b>

<b>7/1/2018 through 06/30/2019 Service Units</b>					
Nutrition and Transportation	Unit Type	Total # of Units of Service anticipated to be delivered.	Rate per Service	Rate per Service	Amount of Funding
			7/1/18-12/31/18	1/1/19-6/30/19	
Title XX HD Meals	Per Meal	99,384	\$5.78	\$6.00	\$ 596,304.00
Title IIIC HD Meals	Per Meal	120,668	\$5.78	\$6.00	\$ 724,008.00
Title IIIC Cong Meals	Per Meal	45,000	\$5.78	\$6.00	\$ 270,000.00
Title IIIB Transportation	PerClient/PerDay	7,665	\$24.89	\$24.89	\$ 190,781.85
		<b>Subtotal</b>			<b>\$ 1,781,093.85</b>

<b>7/1/2019 through 06/30/2020 Service Units</b>					
Nutrition and Transportation	Unit Type	Total # of Units of Service anticipated to be delivered.	Rate per Service		Amount of Funding
Title XX HD Meals	Per Meal	99,384	\$6.00		\$ 596,304.00
Title IIIC HD Meals	Per Meal	130,001	\$6.00		\$ 780,006.00
Title IIIC HD SUPPLEMENT	Per Meal	8,115	\$6.00		\$ 48,690.48
Title IIIC Cong Meals	Per Meal	35,667	\$6.00		\$ 214,000.00
Title III Meals (COVID-19)	Per Meal	19,457	\$10.00		\$ 194,570.00
Title IIIB Transportation/ Title IIIB Supportive Services: Delivery Services	PerClient/PerDay	7,665	\$24.89		\$ 190,781.85
		<b>Subtotal</b>			<b>\$ 2,024,354.33</b>

<b>7/1/2020 through 06/30/2021 Service Units</b>					
Nutrition and Transportation	Unit Type	Total # of Units of Service anticipated to be delivered.	Rate per Service		Amount of Funding
Title XX HD Meals	Per Meal	99,384	\$6.00		\$ 596,304.00
Title IIIC HD Meals	Per Meal	128,783	\$6.00		\$ 772,698.48
Title IIIC Cong Meals	Per Meal	45,000	\$6.00		\$ 270,000.00
Title IIIB Transportation/ Title IIIB Supportive Services: Delivery Services	PerClient/PerDay	7,665	\$24.89		\$ 190,782.00
		<b>Subtotal</b>			<b>\$ 1,829,784.48</b>

**Exhibit B-1 Rate Sheet  
Amendment #4**

7/1/2021 through 06/30/2022 Service Units					
Nutrition and Transportation	Unit Type	Total # of Units of Service anticipated to be delivered.	Rate per Service		Amount of Funding
Title XX HD Meals	Per Meal	99,384	\$6.00		\$596,304.00
Title IIIC HD Meals	Per Meal	128,783	\$6.00		\$772,698.48
Title IIIC Cong Meals	Per Meal	45,000	\$6.00		\$270,000.00
Title IIIB Transportation/ Title IIIB Supportive Services: Delivery Services	Per Client/Per Day	7,665	\$24.89		\$190,782.00
			<b>Subtotal</b>		<b>\$ 1,829,784.48</b>
			<b>Total</b>		<b>\$ 10,007,536.55</b>

New Hampshire Department of Health and Human Services

Exhibit K

DHHS Information Security Requirements



A. Definitions

The following terms may be reflected and have the described meaning in this document:

1. "Breach" means the loss of control, compromise, unauthorized disclosure, unauthorized acquisition, unauthorized access, or any similar term referring to situations where persons other than authorized users and for an other than authorized purpose have access or potential access to personally identifiable information, whether physical or electronic. With regard to Protected Health Information, "Breach" shall have the same meaning as the term "Breach" in section 164.402 of Title 45, Code of Federal Regulations.
2. "Computer Security Incident" shall have the same meaning "Computer Security Incident" in section two (2) of NIST Publication 800-61, Computer Security Incident Handling Guide, National Institute of Standards and Technology, U.S. Department of Commerce.
3. "Confidential Information" or "Confidential Data" means all confidential information disclosed by one party to the other such as all medical, health, financial, public assistance benefits and personal information including without limitation, Substance Abuse Treatment Records, Case Records, Protected Health Information and Personally Identifiable Information.

Confidential Information also includes any and all information owned or managed by the State of NH - created, received from or on behalf of the Department of Health and Human Services (DHHS) or accessed in the course of performing contracted services - of which collection, disclosure, protection, and disposition is governed by state or federal law or regulation. This information includes, but is not limited to Protected Health Information (PHI), Personal Information (PI), Personal Financial Information (PFI), Federal Tax Information (FTI), Social Security Numbers (SSN), Payment Card Industry (PCI), and or other sensitive and confidential information.

4. "End User" means any person or entity (e.g., contractor, contractor's employee, business associate, subcontractor, other downstream user, etc.) that receives DHHS data or derivative data in accordance with the terms of this Contract.
5. "HIPAA" means the Health Insurance Portability and Accountability Act of 1996 and the regulations promulgated thereunder.
6. "Incident" means an act that potentially violates an explicit or implied security policy, which includes attempts (either failed or successful) to gain unauthorized access to a system or its data, unwanted disruption or denial of service, the unauthorized use of a system for the processing or storage of data; and changes to system hardware, firmware, or software characteristics without the owner's knowledge, instruction, or consent. Incidents include the loss of data through theft or device misplacement, loss or misplacement of hardcopy documents, and misrouting of physical or electronic

JP

New Hampshire Department of Health and Human Services

Exhibit K

DHHS Information Security Requirements



mail, all of which may have the potential to put the data at risk of unauthorized access, use, disclosure, modification or destruction.

7. "Open Wireless Network" means any network or segment of a network that is not designated by the State of New Hampshire's Department of Information Technology or delegate as a protected network (designed, tested, and approved, by means of the State, to transmit) will be considered an open network and not adequately secure for the transmission of unencrypted PI, PFI, PHI or confidential DHHS data.
8. "Personal Information" (or "PI") means information which can be used to distinguish or trace an individual's identity, such as their name, social security number, personal information as defined in New Hampshire RSA 359-C:19, biometric records, etc., alone, or when combined with other personal or identifying information which is linked or linkable to a specific individual, such as date and place of birth, mother's maiden name, etc.
9. "Privacy Rule" shall mean the Standards for Privacy of Individually Identifiable Health Information at 45 C.F.R. Parts 160 and 164, promulgated under HIPAA by the United States Department of Health and Human Services.
10. "Protected Health Information" (or "PHI") has the same meaning as provided in the definition of "Protected Health Information" in the HIPAA Privacy Rule at 45 C.F.R. § 160.103.
11. "Security Rule" shall mean the Security Standards for the Protection of Electronic Protected Health Information at 45 C.F.R. Part 164, Subpart C, and amendments thereto.
12. "Unsecured Protected Health Information" means Protected Health Information that is not secured by a technology standard that renders Protected Health Information unusable, unreadable, or indecipherable to unauthorized individuals and is developed or endorsed by a standards developing organization that is accredited by the American National Standards Institute.

**I. RESPONSIBILITIES OF DHHS AND THE CONTRACTOR**

**A. Business Use and Disclosure of Confidential Information.**

1. The Contractor must not use, disclose, maintain or transmit Confidential Information except as reasonably necessary as outlined under this Contract. Further, Contractor, including but not limited to all its directors, officers, employees and agents, must not use, disclose, maintain or transmit PHI in any manner that would constitute a violation of the Privacy and Security Rule.
2. The Contractor must not disclose any Confidential Information in response to a

*SP*

New Hampshire Department of Health and Human Services

Exhibit K

DHHS Information Security Requirements



request for disclosure on the basis that it is required by law, in response to a subpoena, etc., without first notifying DHHS so that DHHS has an opportunity to consent or object to the disclosure.

3. If DHHS notifies the Contractor that DHHS has agreed to be bound by additional restrictions over and above those uses or disclosures or security safeguards of PHI pursuant to the Privacy and Security Rule, the Contractor must be bound by such additional restrictions and must not disclose PHI in violation of such additional restrictions and must abide by any additional security safeguards.
4. The Contractor agrees that DHHS Data or derivative there from disclosed to an End User must only be used pursuant to the terms of this Contract.
5. The Contractor agrees DHHS Data obtained under this Contract may not be used for any other purposes that are not indicated in this Contract.
6. The Contractor agrees to grant access to the data to the authorized representatives of DHHS for the purpose of inspecting to confirm compliance with the terms of this Contract.

II. METHODS OF SECURE TRANSMISSION OF DATA

1. Application Encryption. If End User is transmitting DHHS data containing Confidential Data between applications, the Contractor attests the applications have been evaluated by an expert knowledgeable in cyber security and that said application's encryption capabilities ensure secure transmission via the internet.
2. Computer Disks and Portable Storage Devices. End User may not use computer disks or portable storage devices, such as a thumb drive, as a method of transmitting DHHS data.
3. Encrypted Email. End User may only employ email to transmit Confidential Data if email is encrypted and being sent to and being received by email addresses of persons authorized to receive such information.
4. Encrypted Web Site. If End User is employing the Web to transmit Confidential Data, the secure socket layers (SSL) must be used and the web site must be secure. SSL encrypts data transmitted via a Web site.
5. File Hosting Services, also known as File Sharing Sites. End User may not use file hosting services, such as Dropbox or Google Cloud Storage, to transmit Confidential Data.
6. Ground Mail Service. End User may only transmit Confidential Data via *certified* ground mail within the continental U.S. and when sent to a named individual.
7. Laptops and PDA. If End User is employing portable devices to transmit Confidential Data said devices must be encrypted and password-protected.
8. Open Wireless Networks. End User may not transmit Confidential Data via an open

*SP*

*5/14/2020*

New Hampshire Department of Health and Human Services

Exhibit K

DHHS Information Security Requirements



wireless network. End User must employ a virtual private network (VPN) when remotely transmitting via an open wireless network.

9. Remote User Communication. If End User is employing remote communication to access or transmit Confidential Data, a virtual private network (VPN) must be installed on the End User's mobile device(s) or laptop from which information will be transmitted or accessed.
10. SSH File Transfer Protocol (SFTP), also known as Secure File Transfer Protocol. If End User is employing an SFTP to transmit Confidential Data, End User will structure the Folder and access privileges to prevent inappropriate disclosure of information. SFTP folders and sub-folders used for transmitting Confidential Data will be coded for 24-hour auto-deletion cycle (i.e. Confidential Data will be deleted every 24 hours).
11. Wireless Devices. If End User is transmitting Confidential Data via wireless devices, all data must be encrypted to prevent inappropriate disclosure of information.

III. RETENTION AND DISPOSITION OF IDENTIFIABLE RECORDS

The Contractor will only retain the data and any derivative of the data for the duration of this Contract. After such time, the Contractor will have 30 days to destroy the data and any derivative in whatever form it may exist, unless, otherwise required by law or permitted under this Contract. To this end, the parties must:

A. Retention

1. The Contractor agrees it will not store, transfer or process data collected in connection with the services rendered under this Contract outside of the United States. This physical location requirement shall also apply in the implementation of cloud computing, cloud service or cloud storage capabilities, and includes backup data and Disaster Recovery locations.
2. The Contractor agrees to ensure proper security monitoring capabilities are in place to detect potential security events that can impact State of NH systems and/or Department confidential information for contractor provided systems.
3. The Contractor agrees to provide security awareness and education for its End Users in support of protecting Department confidential information.
4. The Contractor agrees to retain all electronic and hard copies of Confidential Data in a secure location and identified in section IV. A.2
5. The Contractor agrees Confidential Data stored in a Cloud must be in a FedRAMP/HITECH compliant solution and comply with all applicable statutes and regulations regarding the privacy and security. All servers and devices must have currently-supported and hardened operating systems, the latest anti-viral, anti-hacker, anti-spam, anti-spyware, and anti-malware utilities. The environment, as a

New Hampshire Department of Health and Human Services

Exhibit K

DHHS Information Security Requirements



whole, must have aggressive intrusion-detection and firewall protection.

6. The Contractor agrees to and ensures its complete cooperation with the State's Chief Information Officer in the detection of any security vulnerability of the hosting infrastructure.

B. Disposition

1. If the Contractor will maintain any Confidential Information on its systems (or its sub-contractor systems), the Contractor will maintain a documented process for securely disposing of such data upon request or contract termination; and will obtain written certification for any State of New Hampshire data destroyed by the Contractor or any subcontractors as a part of ongoing, emergency, and or disaster recovery operations. When no longer in use, electronic media containing State of New Hampshire data shall be rendered unrecoverable via a secure wipe program in accordance with industry-accepted standards for secure deletion and media sanitization, or otherwise physically destroying the media (for example, degaussing) as described in NIST Special Publication 800-88, Rev 1, Guidelines for Media Sanitization, National Institute of Standards and Technology, U. S. Department of Commerce. The Contractor will document and certify in writing at time of the data destruction, and will provide written certification to the Department upon request. The written certification will include all details necessary to demonstrate data has been properly destroyed and validated. Where applicable, regulatory and professional standards for retention requirements will be jointly evaluated by the State and Contractor prior to destruction.
2. Unless otherwise specified, within thirty (30) days of the termination of this Contract, Contractor agrees to destroy all hard copies of Confidential Data using a secure method such as shredding.
3. Unless otherwise specified, within thirty (30) days of the termination of this Contract, Contractor agrees to completely destroy all electronic Confidential Data by means of data erasure, also known as secure data wiping.

IV. PROCEDURES FOR SECURITY

- A. Contractor agrees to safeguard the DHHS Data received under this Contract, and any derivative data or files, as follows:

1. The Contractor will maintain proper security controls to protect Department confidential information collected, processed, managed, and/or stored in the delivery of contracted services.
2. The Contractor will maintain policies and procedures to protect Department confidential information throughout the information lifecycle, where applicable, (from creation, transformation, use, storage and secure destruction) regardless of the media used to store the data (i.e., tape, disk, paper, etc.).

New Hampshire Department of Health and Human Services

Exhibit K

DHHS Information Security Requirements



3. The Contractor will maintain appropriate authentication and access controls to contractor systems that collect, transmit, or store Department confidential information where applicable.
4. The Contractor will ensure proper security monitoring capabilities are in place to detect potential security events that can impact State of NH systems and/or Department confidential information for contractor provided systems.
5. The Contractor will provide regular security awareness and education for its End Users in support of protecting Department confidential information.
6. If the Contractor will be sub-contracting any core functions of the engagement supporting the services for State of New Hampshire, the Contractor will maintain a program of an internal process or processes that defines specific security expectations, and monitoring compliance to security requirements that at a minimum match those for the Contractor, including breach notification requirements.
7. The Contractor will work with the Department to sign and comply with all applicable State of New Hampshire and Department system access and authorization policies and procedures, systems access forms, and computer use agreements as part of obtaining and maintaining access to any Department system(s). Agreements will be completed and signed by the Contractor and any applicable sub-contractors prior to system access being authorized.
8. If the Department determines the Contractor is a Business Associate pursuant to 45 CFR 160.103, the Contractor will execute a HIPAA Business Associate Agreement (BAA) with the Department and is responsible for maintaining compliance with the agreement.
9. The Contractor will work with the Department at its request to complete a System Management Survey. The purpose of the survey is to enable the Department and Contractor to monitor for any changes in risks, threats, and vulnerabilities that may occur over the life of the Contractor engagement. The survey will be completed annually, or an alternate time frame at the Departments discretion with agreement by the Contractor, or the Department may request the survey be completed when the scope of the engagement between the Department and the Contractor changes.
10. The Contractor will not store, knowingly or unknowingly, any State of New Hampshire or Department data offshore or outside the boundaries of the United States unless prior express written consent is obtained from the Information Security Office leadership member within the Department.
11. Data Security Breach Liability. In the event of any security breach Contractor shall make efforts to investigate the causes of the breach, promptly take measures to prevent future breach and minimize any damage or loss resulting from the breach. The State shall recover from the Contractor all costs of response and recovery from



New Hampshire Department of Health and Human Services

Exhibit K

DHHS Information Security Requirements



the breach, including but not limited to: credit monitoring services, mailing costs and costs associated with website and telephone call center services necessary due to the breach.

12. Contractor must, comply with all applicable statutes and regulations regarding the privacy and security of Confidential Information, and must in all other respects maintain the privacy and security of PI and PHI at a level and scope that is not less than the level and scope of requirements applicable to federal agencies, including, but not limited to, provisions of the Privacy Act of 1974 (5 U.S.C. § 552a), DHHS Privacy Act Regulations (45 C.F.R. §5b), HIPAA Privacy and Security Rules (45 C.F.R. Parts 160 and 164) that govern protections for individually identifiable health information and as applicable under State law.
13. Contractor agrees to establish and maintain appropriate administrative, technical, and physical safeguards to protect the confidentiality of the Confidential Data and to prevent unauthorized use or access to it. The safeguards must provide a level and scope of security that is not less than the level and scope of security requirements established by the State of New Hampshire, Department of Information Technology. Refer to Vendor Resources/Procurement at <https://www.nh.gov/doi/vendor/index.htm> for the Department of Information Technology policies, guidelines, standards, and procurement information relating to vendors.
14. Contractor agrees to maintain a documented breach notification and incident response process. The Contractor will notify the State's Privacy Officer and the State's Security Officer of any security breach immediately, at the email addresses provided in Section VI. This includes a confidential information breach, computer security incident, or suspected breach which affects or includes any State of New Hampshire systems that connect to the State of New Hampshire network.
15. Contractor must restrict access to the Confidential Data obtained under this Contract to only those authorized End Users who need such DHHS Data to perform their official duties in connection with purposes identified in this Contract.
16. The Contractor must ensure that all End Users:
  - a. comply with such safeguards as referenced in Section IV A. above, implemented to protect Confidential Information that is furnished by DHHS under this Contract from loss, theft or inadvertent disclosure.
  - b. safeguard this information at all times.
  - c. ensure that laptops and other electronic devices/media containing PHI, PI, or PFI are encrypted and password-protected.
  - d. send emails containing Confidential Information only if encrypted and being sent to and being received by email addresses of persons authorized to receive such information.

AP

5/14/2020

New Hampshire Department of Health and Human Services

Exhibit K

DHHS Information Security Requirements



- e. limit disclosure of the Confidential Information to the extent permitted by law.
- f. Confidential Information received under this Contract and individually identifiable data derived from DHHS Data, must be stored in an area that is physically and technologically secure from access by unauthorized persons during duty hours as well as non-duty hours (e.g., door locks, card keys, biometric identifiers, etc.).
- g. only authorized End Users may transmit the Confidential Data, including any derivative files containing personally identifiable information, and in all cases, such data must be encrypted at all times when in transit, at rest, or when stored on portable media as required in section IV above.
- h. in all other instances Confidential Data must be maintained, used and disclosed using appropriate safeguards, as determined by a risk-based assessment of the circumstances involved.
- i. understand that their user credentials (user name and password) must not be shared with anyone. End Users will keep their credential information secure. This applies to credentials used to access the site directly or indirectly through a third party application.

Contractor is responsible for oversight and compliance of their End Users. DHHS reserves the right to conduct onsite inspections to monitor compliance with this Contract, including the privacy and security requirements provided in herein, HIPAA, and other applicable laws and Federal regulations until such time the Confidential Data is disposed of in accordance with this Contract.

**V. LOSS REPORTING**

The Contractor must notify the State's Privacy Officer and Security Officer of any Security Incidents and Breaches immediately, at the email addresses provided in Section VI.

The Contractor must further handle and report Incidents and Breaches involving PHI in accordance with the agency's documented Incident Handling and Breach Notification procedures and in accordance with 42 C.F.R. §§ 431.300 - 306. In addition to, and notwithstanding, Contractor's compliance with all applicable obligations and procedures, Contractor's procedures must also address how the Contractor will:

- 1. Identify Incidents;
- 2. Determine if personally identifiable information is involved in Incidents;
- 3. Report suspected or confirmed Incidents as required in this Exhibit or P-37;
- 4. Identify and convene a core response group to determine the risk level of Incidents and determine risk-based responses to Incidents; and

New Hampshire Department of Health and Human Services

Exhibit K

DHHS Information Security Requirements



5. Determine whether Breach notification is required, and, if so, identify appropriate Breach notification methods, timing, source, and contents from among different options, and bear costs associated with the Breach notice as well as any mitigation measures.

Incidents and/or Breaches that implicate PI must be addressed and reported, as applicable, in accordance with NH RSA 359-C:20.

VI. PERSONS TO CONTACT

A. DHHS Privacy Officer:

DHHSPrivacyOfficer@dhhs.nh.gov

B. DHHS Security Officer:

DHHSInformationSecurityOffice@dhhs.nh.gov



Jeffrey A. Meyers  
Commissioner

Christine L. Santaniello  
Director

STATE OF NEW HAMPSHIRE  
DEPARTMENT OF HEALTH AND HUMAN SERVICES  
DIVISION OF LONG TERM SUPPORTS AND SERVICES

105 PLEASANT STREET, CONCORD, NH 03301  
603-271-5034 1-800-852-3345 Ext. 5034  
Fax: 603-271-5166 TDD Access: 1-800-735-2964  
www.dhhs.nh.gov

January 24, 2019

His Excellency, Governor Christopher T. Sununu  
and the Honorable Council  
State House  
Concord, NH 03301

**REQUESTED ACTION**

Authorize the Department of Health and Human Services, Division of Long Term Supports and Services, Bureau of Elderly and Adult Services, to enter into retroactive amendments with the vendors listed below by increasing the price limitation by \$11,296,768 from \$26,265,494 to an amount not to exceed \$37,562,262 and extending the completion date from June 30, 2019 to June 30, 2020 for the provision of Nutrition and/or Transportation Services with no change to the Scope of Work, retroactive to January 1, 2019 effective upon Governor and Executive Council. 43% General Funds/57% Federal Funds.

The original agreements were approved by the Governor and Executive Council on December 21, 2016 (Item #15 – Vote 5-0). The agreement with Rockingham Nutrition Meals on Wheels was subsequently amended as approved by the Governor and Executive Council on June 7, 2017 (Item #13 – Vote 5-0). All agreements were amended as approved by the Governor and Executive Council on December 20, 2017 (Item #23 – Vote 5-0).

Vendor Name	Vendor	Location	Current Budget	Increase/ (Decrease)	Modified Budget
Community Action Program Belknap-Merrimack Counties, Inc.	177203	Concord	\$4,557,669	\$1,961,077	\$6,518,746
Community Action Partnership of Strafford County	177200	Dover	\$103,293	\$41,715	\$145,008
Easter Seals New Hampshire, Inc.	177204	Manchester	\$280,294	\$113,199	\$393,493
Gibson Center for Senior Services	155344	North Conway	\$752,842	\$325,167	\$1,078,009
Grafton County Senior Citizens Council, Inc.	177675	Lebanon	\$3,518,353	\$1,499,952	\$5,018,305
Greater Wakefield Resource Center	158408	Union	\$45,792	\$19,904	\$65,696
Lamprey Health Care	177677	Newmarket	\$176,139	\$71,133	\$247,272
Newport Senior Center	177250	Newport	\$1,892,152	\$816,239	\$2,708,391
Ossipee Concerned Citizens	170158	Center Ossipee	\$1,109,530	\$482,267	\$1,591,797
Rockingham Nutrition Meals on Wheels	155197	Brentwood	\$4,265,302	\$1,839,406	\$6,104,708

Vendor Name	Vendor	Location	Current Budget	Increase/ (Decrease)	Modified Budget
Southwestern Community Services	177511	Keene	\$173,921	\$70,239	\$244,160
St. Joseph Community Services	155093	Merrimack	\$4,458,951	\$1,934,123	\$6,393,074
Strafford Nutrition MOW	260818	Somersworth	\$1,150,885	\$500,243	\$1,651,128
Tri-County Community Action Program	177195	Berlin	\$2,086,963	\$890,696	\$2,977,659
VNA at HCS	177274	Keene, NH	\$1,693,408	\$731,408	\$2,424,816
		Total:	\$26,265,494	\$11,296,768	\$37,562,262

Funds are available in the following account(s) for State Fiscal Year (SFY) 2019, and are anticipated to be available in SFY 2020, upon the availability and continued appropriation of funds in the future operating budgets, with authority to adjust amounts within the price limitation and adjust encumbrances between State Fiscal Years through the Budget Office if needed and justified, without approval from Governor and Executive Council.

See Attached Fiscal Details

#### EXPLANATION

This request is retroactive to January 1, 2019 because the Department needed time to calculate new rates to incorporate the federal funding increase for meals, and evaluate systems and impact on federal reporting requirements which delayed this action. The January 1, 2019 effective date will provide a full initial six (6) months' period (January 1, 2019-June 30, 2019) for contract agencies to apply the rate increases to their provision of services to clients. The Department did not receive the notification of the increase of funding until November 2018.

The purpose of this request is to enable vendors to continue providing Nutrition and Transportation Services by extending the completion date and increasing the price limitation of the contracts. These services support older, isolated and frail adults in order to assist them to continue living as independently as possible, safely, and with dignity.

Nutrition Services are comprised of home delivered and/or congregate meals. Vendors will deliver meals to the homes of eligible individuals who are homebound and unable to prepare their own meals, or who are temporarily homebound due to recovery from illness or injury. Each meal shall include at least one-third (1/3) of the recommended daily allowance established by the Food and Nutrition Board of the Institute of Medicine for the National Academy of Sciences, as well as the Dietary Guidelines for Americans issued by the Secretaries of the Departments of Health and Human Services and Agriculture. The vendors will prepare meals, to the extent possible, that incorporate the special dietary needs/preferences of clients, including recommendations from clients' licensed practitioners.

Congregate meals are provided in community settings, where individuals travel to a specific site to share a meal with other individuals. Each meal shall include at least one-third (1/3) of the recommended daily allowance established by the Food and Nutrition Board of the Institute of Medicine for the National Academy of Sciences, as well as the Dietary Guidelines for Americans issued by the Secretaries of the Departments of Health and Human Services and Agriculture. The vendors will prepare meals, to the extent possible, that incorporate the special dietary needs/preferences of clients, including recommendations from clients' licensed practitioners.

Transportation Services include providing transportation to individuals in a vehicle to and from an individual's home for medical appointments, grocery shopping and errands, and to community

facilities and programs that promote independent living and socialization. Vehicles used for transportation services shall be registered and inspected in accordance with the New Hampshire Department of Transportation and New Hampshire Department of Safety regulations. All drivers providing transportation services shall be licensed in accordance with applicable New Hampshire Administrative Rules.

Vendors for contracted services shall assist individuals in accessing the aforementioned services by accepting applications for services either directly from clients or through referrals. Additionally, vendors shall assist clients with obtaining other services that may be of assistance to them, as appropriate.

The Nutrition and Transportation services provided support individuals ages sixty (60) and older, as well as individuals ages eighteen (18) and over with a disability or chronic illness. Services are targeted toward individuals with the greatest economic and social need. The services support eligible adults to live as independently and safely as possible, and with dignity. The vendors will ensure that clients served meet eligibility requirements for services and ensure that clients have access to appropriate services. Approximately 31,363 individuals will be served from January 1, 2019 through June 30, 2020.

As referenced in the Exhibit C-1 of the contracts, the agreements include the option to extend services for up to two (2) additional year(s), contingent upon satisfactory delivery of services, available funding, agreement of the parties and approval of the Governor and Executive Council. The Contracts were previously renewed for nine (9) months. This current renewal request for one (1) year, leaves an additional three (3) months of renewal.

Should the Governor and Executive Council not approve this request, thousands of older adults and younger adults with disabilities or chronic illnesses may not have access to home-delivered meals, congregate meals, or transportation services.

Area served: Statewide

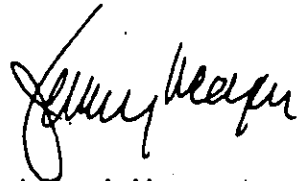
Source of Funds: 43% General Funds

57% Federal Funds: CFDA # 93.044 US Department of Health & Human Services, Administration for Community Living, Older Americans Act Title III, Grants for State and Community Programs on Aging – Title IIIB (FAIN # 18AANHT3SS); #93.045 US Department of Health & Human Services, Administration for Community Living, Older Americans Act Title III, Grants for State and Community Programs on Aging – Title IIIC-1 (FAIN # 18AANHT3CM); CFDA # 93.045 US Department of Health & Human Services, Administration for Community Living, Older Americans Act Title III, Grants for State and Community Programs on Aging – Title IIIC-2 (FAIN # 18AANHT3HD); CFDA # 93.667 United States Department of Health and Human Services, Administration for Children and Families, Social Services Block Grant

His Excellency, Governor Christopher T. Sununu  
and the Honorable Council  
Page 4 of 4

In the event that the Federal Funds become no longer available, additional General Funds will not be requested to support this program.

Respectfully submitted,

A handwritten signature in black ink, appearing to read "Jeffrey A. Meyers". The signature is fluid and cursive, with the first name being more prominent.

Jeffrey A. Meyers  
Commissioner

**Nutrition and Transportation Amendments  
FINANCIAL DETAIL ATTACHMENT SHEET**

**05-95-48-481010-7872 HEALTH AND SOCIAL SERVICES, DEPT OF HEALTH AND HUMAN SVS, HHS: ELDERLY AND ADULT SERVICES, GRANTS TO LOCALS, ADM ON AGING GRANTS (50% Federal Funds; 50% General Funds)**

**Community Action Program Belknap-Merrimack Counties, Inc. (Vendor #177203)**

Class/Account	Class Title	SFY	Current Budget	Increase/ (Decrease)	Modified Budget
512-500352	Transportation of Clients	2017	\$124,617.00	\$0.00	\$124,617.00
541-500383	Meals - Congregate	2017	\$163,598.00	\$0.00	\$163,598.00
544-500386	Meals - Home Delivered	2017	\$334,758.00	\$0.00	\$334,758.00
512-500352	Transportation of Clients	2018	\$261,743.00	\$0.00	\$261,743.00
541-500383	Meals - Congregate	2018	\$343,846.00	\$0.00	\$343,846.00
544-500386	Meals - Home Delivered	2018	\$703,599.00	\$0.00	\$703,599.00
512-500352	Transportation of Clients	2019	\$261,743.00	\$0.00	\$261,743.00
541-500383	Meals - Congregate	2019	\$343,846.00	\$13,088.00	\$356,934.00
544-500386	Meals - Home Delivered	2019	\$703,599.00	\$26,781.00	\$730,380.00
512-500352	Transportation of Clients	2020	\$0.00	\$261,743.00	\$261,743.00
541-500383	Meals - Congregate	2020	\$0.00	\$356,934.00	\$356,934.00
544-500386	Meals - Home Delivered	2020	\$0.00	\$730,380.00	\$730,380.00
		<b>Subtotal</b>	<b>\$3,241,349.00</b>	<b>\$1,388,926.00</b>	<b>\$4,630,275.00</b>

**Easter Seals New Hampshire, Inc. (Vendor # 177204)**

Class/Account	Class Title	SFY	Current Budget	Increase/ (Decrease)	Modified Budget
512-500352	Transportation of Clients	2017	\$53,894.00	\$0.00	\$53,894.00
541-500383	Meals - Congregate	2017	\$0.00	\$0.00	\$0.00
544-500386	Meals - Home Delivered	2017	\$0.00	\$0.00	\$0.00
512-500352	Transportation of Clients	2018	\$113,200.00	\$0.00	\$113,200.00
541-500383	Meals - Congregate	2018	\$0.00	\$0.00	\$0.00
544-500386	Meals - Home Delivered	2018	\$0.00	\$0.00	\$0.00
512-500352	Transportation of Clients	2019	\$113,200.00	\$0.00	\$113,200.00
541-500383	Meals - Congregate	2019	\$0.00	\$0.00	\$0.00
544-500386	Meals - Home Delivered	2019	\$0.00	\$0.00	\$0.00
512-500352	Transportation of Clients	2020	\$0.00	\$113,200.00	\$113,200.00
541-500383	Meals - Congregate	2020	\$0.00	\$0.00	\$0.00
544-500386	Meals - Home Delivered	2020	\$0.00	\$0.00	\$0.00
		<b>Subtotal</b>	<b>\$280,294.00</b>	<b>\$113,200.00</b>	<b>\$393,494.00</b>



**Gibson Center for Senior Services (Vendor #155344)**

Class/Account	Class Title	SFY	Current Budget	Increase/ (Decrease)	Modified Budget
512-500352	Transportation of Clients	2017	\$12,846.00	\$0.00	\$12,846.00
541-500383	Meals - Congregate	2017	\$46,750.00	\$0.00	\$46,750.00
544-500386	Meals - Home Delivered	2017	\$65,401.00	\$0.00	\$65,401.00
512-500352	Transportation of Clients	2018	\$26,956.00	\$0.00	\$26,956.00
541-500383	Meals - Congregate	2018	\$98,260.00	\$0.00	\$98,260.00
544-500386	Meals - Home Delivered	2018	\$137,454.00	\$0.00	\$137,454.00
512-500352	Transportation of Clients	2019	\$26,956.00	\$0.00	\$26,956.00
541-500383	Meals - Congregate	2019	\$98,260.00	\$3,740.00	\$102,000.00
544-500386	Meals - Home Delivered	2019	\$137,454.00	\$5,232.00	\$142,686.00
512-500352	Transportation of Clients	2020	\$0.00	\$26,956.00	\$26,956.00
541-500383	Meals - Congregate	2020	\$0.00	\$102,000.00	\$102,000.00
544-500386	Meals - Home Delivered	2020	\$0.00	\$142,686.00	\$142,686.00
		<b>Subtotal</b>	<b>\$650,337.00</b>	<b>\$280,614.00</b>	<b>\$930,951.00</b>

**Grafton County Senior Citizens Council, Inc. (Vendor # 177675)**

Class/Account	Class Title	SFY	Current Budget	Increase/ (Decrease)	Modified Budget
512-500352	Transportation of Clients	2017	\$183,131.00	\$0.00	\$183,131.00
541-500383	Meals - Congregate	2017	\$187,622.00	\$0.00	\$187,622.00
544-500386	Meals - Home Delivered	2017	\$161,073.00	\$0.00	\$161,073.00
512-500352	Transportation of Clients	2018	\$384,625.00	\$0.00	\$384,625.00
541-500383	Meals - Congregate	2018	\$394,346.00	\$0.00	\$394,346.00
544-500386	Meals - Home Delivered	2018	\$338,546.00	\$0.00	\$338,546.00
512-500352	Transportation of Clients	2019	\$384,625.00	\$0.00	\$384,625.00
541-500383	Meals - Congregate	2019	\$394,346.00	\$15,010.00	\$409,356.00
544-500386	Meals - Home Delivered	2019	\$338,546.00	\$12,886.00	\$351,432.00
512-500352	Transportation of Clients	2020	\$0.00	\$384,625.00	\$384,625.00
541-500383	Meals - Congregate	2020	\$0.00	\$409,356.00	\$409,356.00
544-500386	Meals - Home Delivered	2020	\$0.00	\$351,432.00	\$351,432.00
		<b>Subtotal</b>	<b>\$2,766,860.00</b>	<b>\$1,173,309.00</b>	<b>\$3,940,169.00</b>

**Greater Wakefield Nutrition and Transportation. (Vendor # 158408)**

Class/Account	Class Title	SFY	Current Budget	Increase/ (Decrease)	Modified Budget
512-500352	Transportation of Clients	2017	\$0.00	\$0.00	\$0.00

541-500383	Meals - Congregate	2017	\$8,800.00	\$0.00	\$8,800.00
544-500386	Meals - Home Delivered	2017	\$0.00	\$0.00	\$0.00
512-500352	Transportation of Clients	2018	\$0.00	\$0.00	\$0.00
541-500383	Meals - Congregate	2018	\$18,496.00	\$0.00	\$18,496.00
544-500386	Meals - Home Delivered	2018	\$0.00	\$0.00	\$0.00
512-500352	Transportation of Clients	2019	\$0.00	\$0.00	\$0.00
541-500383	Meals - Congregate	2019	\$18,496.00	\$704.00	\$19,200.00
544-500386	Meals - Home Delivered	2019	\$0.00	\$0.00	\$0.00
512-500352	Transportation of Clients	2020	\$0.00	\$0.00	\$0.00
541-500383	Meals - Congregate	2020	\$0.00	\$19,200.00	\$19,200.00
544-500386	Meals - Home Delivered	2020	\$0.00	\$0.00	\$0.00
		<b>Subtotal</b>	<b>\$45,792.00</b>	<b>\$19,904.00</b>	<b>\$65,696.00</b>

**Lamprey Health Care (Vendor #177677)**

Class/Account	Class Title	SFY	Current Budget	Increase/ (Decrease)	Modified Budget
512-500352	Transportation of Clients	2017	\$33,873.00	\$0.00	\$33,873.00
541-500383	Meals - Congregate	2017	\$0.00	\$0.00	\$0.00
544-500386	Meals - Home Delivered	2017	\$0.00	\$0.00	\$0.00
512-500352	Transportation of Clients	2018	\$71,133.00	\$0.00	\$71,133.00
541-500383	Meals - Congregate	2018	\$0.00	\$0.00	\$0.00
544-500386	Meals - Home Delivered	2018	\$0.00	\$0.00	\$0.00
512-500352	Transportation of Clients	2019	\$71,133.00	\$0.00	\$71,133.00
541-500383	Meals - Congregate	2019	\$0.00	\$0.00	\$0.00
544-500386	Meals - Home Delivered	2019	\$0.00	\$0.00	\$0.00
512-500352	Transportation of Clients	2020	\$0.00	\$71,133.00	\$71,133.00
541-500383	Meals - Congregate	2020	\$0.00	\$0.00	\$0.00
544-500386	Meals - Home Delivered	2020	\$0.00	\$0.00	\$0.00
		<b>Subtotal</b>	<b>\$176,139.00</b>	<b>\$71,133.00</b>	<b>\$247,272.00</b>

**Newport Senior Center (Vendor #177250)**

Class/Account	Class Title	SFY	Current Budget	Increase/ (Decrease)	Modified Budget
512-500352	Transportation of Clients	2017	\$38,725.00	\$0.00	\$38,725.00
541-500383	Meals - Congregate	2017	\$80,366.00	\$0.00	\$80,366.00
544-500386	Meals - Home Delivered	2017	\$124,955.00	\$0.00	\$124,955.00
512-500352	Transportation of Clients	2018	\$81,341.00	\$0.00	\$81,341.00
541-500383	Meals - Congregate	2018	\$168,909.00	\$0.00	\$168,909.00
544-500386	Meals - Home Delivered	2018	\$262,632.00	\$0.00	\$262,632.00

512-500352	Transportation of Clients	2019	\$81,341.00	\$0.00	\$81,341.00
541-500383	Meals - Congregate	2019	\$168,909.00	\$6,429.00	\$175,338.00
544-500386	Meals - Home Delivered	2019	\$262,632.00	\$9,996.00	\$272,628.00
512-500352	Transportation of Clients	2020	\$0.00	\$81,341.00	\$81,341.00
541-500383	Meals - Congregate	2020	\$0.00	\$175,338.00	\$175,338.00
544-500386	Meals - Home Delivered	2020	\$0.00	\$272,628.00	\$272,628.00
		<b>Subtotal</b>	<b>\$1,269,810.00</b>	<b>\$545,732.00</b>	<b>\$1,815,542.00</b>

**Ossipee Concerned Citizens (Vendor #170158)**

Class/Account	Class Title	SFY	Current Budget	Increase/ (Decrease)	Modified Budget
512-500352	Transportation of Clients	2017	\$0.00	\$0.00	\$0.00
541-500383	Meals - Congregate	2017	\$62,778.00	\$0.00	\$62,778.00
544-500386	Meals - Home Delivered	2017	\$71,858.00	\$0.00	\$71,858.00
512-500352	Transportation of Clients	2018	\$0.00	\$0.00	\$0.00
541-500383	Meals - Congregate	2018	\$131,946.00	\$0.00	\$131,946.00
544-500386	Meals - Home Delivered	2018	\$151,031.00	\$0.00	\$151,031.00
512-500352	Transportation of Clients	2019	\$0.00	\$0.00	\$0.00
541-500383	Meals - Congregate	2019	\$131,946.00	\$5,022.00	\$136,968.00
544-500386	Meals - Home Delivered	2019	\$151,031.00	\$5,749.00	\$156,780.00
512-500352	Transportation of Clients	2020	\$0.00	\$0.00	\$0.00
541-500383	Meals - Congregate	2020	\$0.00	\$136,968.00	\$136,968.00
544-500386	Meals - Home Delivered	2020	\$0.00	\$156,780.00	\$156,780.00
		<b>Subtotal</b>	<b>\$700,590.00</b>	<b>\$304,519.00</b>	<b>\$1,005,109.00</b>

**Rockingham Nutrition MOW (Vendor #155197)**

Class/Account	Class Title	SFY	Current Budget	Increase/ (Decrease)	Modified Budget
512-500352	Transportation of Clients	2017	\$90,843.00	\$0.00	\$90,843.00
541-500383	Meals - Congregate	2017	\$123,750.00	\$0.00	\$123,750.00
544-500386	Meals - Home Delivered	2017	\$331,837.00	\$0.00	\$331,837.00
512-500352	Transportation of Clients	2018	\$190,782.00	\$0.00	\$190,782.00
541-500383	Meals - Congregate	2018	\$260,100.00	\$0.00	\$260,100.00
544-500386	Meals - Home Delivered	2018	\$697,461.00	\$0.00	\$697,461.00
512-500352	Transportation of Clients	2019	\$190,782.00	\$0.00	\$190,782.00
541-500383	Meals - Congregate	2019	\$260,100.00	\$9,900.00	\$270,000.00
544-500386	Meals - Home Delivered	2019	\$697,461.00	\$26,547.00	\$724,008.00
512-500352	Transportation of Clients	2020	\$0.00	\$190,782.00	\$190,782.00
541-500383	Meals - Congregate	2020	\$0.00	\$270,000.00	\$270,000.00

544-500386	Meals - Home Delivered	2020	\$0.00	\$724,008.00	\$724,008.00
		<b>Subtotal</b>	<b>\$2,843,116.00</b>	<b>\$1,221,237.00</b>	<b>\$4,064,353.00</b>

**St Joseph Community Services (Vendor #155093)**

Class/Account	Class Title	SFY	Current Budget	Increase/ (Decrease)	Modified Budget
512-500352	Transportation of Clients	2017	\$25,003.00	\$0.00	\$25,003.00
541-500383	Meals - Congregate	2017	\$158,538.00	\$0.00	\$158,538.00
544-500386	Meals - Home Delivered	2017	\$490,897.00	\$0.00	\$490,897.00
512-500352	Transportation of Clients	2018	\$52,492.00	\$0.00	\$52,492.00
541-500383	Meals - Congregate	2018	\$200,277.00	\$0.00	\$200,277.00
544-500386	Meals - Home Delivered	2018	\$1,164,716.00	\$0.00	\$1,164,716.00
512-500352	Transportation of Clients	2019	\$52,492.00	\$0.00	\$52,492.00
541-500383	Meals - Congregate	2019	\$200,277.00	\$7,623.00	\$207,900.00
544-500386	Meals - Home Delivered	2019	\$1,164,716.00	\$44,332.00	\$1,209,048.00
512-500352	Transportation of Clients	2020	\$0.00	\$52,492.00	\$52,492.00
541-500383	Meals - Congregate	2020	\$0.00	\$207,900.00	\$207,900.00
544-500386	Meals - Home Delivered	2020	\$0.00	\$1,209,048.00	\$1,209,048.00
		<b>Subtotal</b>	<b>\$3,509,408.00</b>	<b>\$1,521,395.00</b>	<b>\$5,030,803.00</b>

**Southwestern Community Services (Vendor #177511)**

Class/Account	Class Title	SFY	Current Budget	Increase/ (Decrease)	Modified Budget
512-500352	Transportation of Clients	2017	\$33,441.00	\$0.00	\$33,441.00
541-500383	Meals - Congregate	2017	\$0.00	\$0.00	\$0.00
544-500386	Meals - Home Delivered	2017	\$0.00	\$0.00	\$0.00
512-500352	Transportation of Clients	2018	\$70,240.00	\$0.00	\$70,240.00
541-500383	Meals - Congregate	2018	\$0.00	\$0.00	\$0.00
544-500386	Meals - Home Delivered	2018	\$0.00	\$0.00	\$0.00
512-500352	Transportation of Clients	2019	\$70,240.00	\$0.00	\$70,240.00
541-500383	Meals - Congregate	2019	\$0.00	\$0.00	\$0.00
544-500386	Meals - Home Delivered	2019	\$0.00	\$0.00	\$0.00
512-500352	Transportation of Clients	2020	\$0.00	\$70,240.00	\$70,240.00
541-500383	Meals - Congregate	2020	\$0.00	\$0.00	\$0.00
544-500386	Meals - Home Delivered	2020	\$0.00	\$0.00	\$0.00
		<b>Subtotal</b>	<b>\$173,921.00</b>	<b>\$70,240.00</b>	<b>\$244,161.00</b>

**Community Action Partnership of Strafford County (Vendor #177200)**

Class/Account	Class Title	SFY	Current Budget	Increase/ (Decrease)	Modified Budget
512-500352	Transportation of Clients	2017	\$19,861.00	\$0.00	\$19,861.00
541-500383	Meals - Congregate	2017	\$0.00	\$0.00	\$0.00
544-500386	Meals - Home Delivered	2017	\$0.00	\$0.00	\$0.00
512-500352	Transportation of Clients	2018	\$41,716.00	\$0.00	\$41,716.00
541-500383	Meals - Congregate	2018	\$0.00	\$0.00	\$0.00
544-500386	Meals - Home Delivered	2018	\$0.00	\$0.00	\$0.00
512-500352	Transportation of Clients	2019	\$41,716.00	\$0.00	\$41,716.00
541-500383	Meals - Congregate	2019	\$0.00	\$0.00	\$0.00
544-500386	Meals - Home Delivered	2019	\$0.00	\$0.00	\$0.00
512-500352	Transportation of Clients	2020	\$0.00	\$41,716.00	\$41,716.00
541-500383	Meals - Congregate	2020	\$0.00	\$0.00	\$0.00
544-500386	Meals - Home Delivered	2020	\$0.00	\$0.00	\$0.00
		<b>Subtotal</b>	<b>\$103,293.00</b>	<b>\$41,716.00</b>	<b>\$145,009.00</b>

**Strafford Nutrition MOW (Vendor # 260818)**

Class/Account	Class Title	SFY	Current Budget	Increase/ (Decrease)	Modified Budget
512-500352	Transportation of Clients	2017	\$0.00	\$0.00	\$0.00
541-500383	Meals - Congregate	2017	\$27,974.00	\$0.00	\$27,974.00
544-500386	Meals - Home Delivered	2017	\$129,234.00	\$0.00	\$129,234.00
512-500352	Transportation of Clients	2018	\$0.00	\$0.00	\$0.00
541-500383	Meals - Congregate	2018	\$58,788.00	\$0.00	\$58,788.00
544-500386	Meals - Home Delivered	2018	\$271,625.00	\$0.00	\$271,625.00
512-500352	Transportation of Clients	2019	\$0.00	\$0.00	\$0.00
541-500383	Meals - Congregate	2019	\$58,788.00	\$2,238.00	\$61,026.00
544-500386	Meals - Home Delivered	2019	\$271,625.00	\$10,339.00	\$281,964.00
512-500352	Transportation of Clients	2020	\$0.00	\$0.00	\$0.00
541-500383	Meals - Congregate	2020	\$0.00	\$61,026.00	\$61,026.00
544-500386	Meals - Home Delivered	2020	\$0.00	\$281,964.00	\$281,964.00
		<b>Subtotal</b>	<b>\$818,034.00</b>	<b>\$355,567.00</b>	<b>\$1,173,601.00</b>

**Tri-County Community Action Program (Vendor #177195)**

Class/Account	Class Title	SFY	Current Budget	Increase/ (Decrease)	Modified Budget
512-500352	Transportation of Clients	2017	\$102,490.00	\$0.00	\$102,490.00
541-500383	Meals - Congregate	2017	\$77,869.00	\$0.00	\$77,869.00
544-500386	Meals - Home Delivered	2017	\$152,570.00	\$0.00	\$152,570.00

512-500352	Transportation of Clients	2018	\$215,229.00	\$0.00	\$215,229.00
541-500383	Meals - Congregate	2018	\$163,661.00	\$0.00	\$163,661.00
544-500386	Meals - Home Delivered	2018	\$320,674.00	\$0.00	\$320,674.00
512-500352	Transportation of Clients	2019	\$215,229.00	\$0.00	\$215,229.00
541-500383	Meals - Congregate	2019	\$163,661.00	\$6,229.00	\$169,890.00
544-500386	Meals - Home Delivered	2019	\$320,674.00	\$12,206.00	\$332,880.00
512-500352	Transportation of Clients	2020	\$0.00	\$215,229.00	\$215,229.00
541-500383	Meals - Congregate	2020	\$0.00	\$169,890.00	\$169,890.00
544-500386	Meals - Home Delivered	2020	\$0.00	\$332,880.00	\$332,880.00
		<b>Subtotal</b>	<b>\$1,732,057.00</b>	<b>\$736,434.00</b>	<b>\$2,468,491.00</b>

**VNA at HCS (Vendor #177274)**

Class/Account	Class Title	SFY	Current Budget	Increase/ (Decrease)	Modified Budget
512-500352	Transportation of Clients	2017	\$28,985.00	\$0.00	\$28,985.00
541-500383	Meals - Congregate	2017	\$73,277.00	\$0.00	\$73,277.00
544-500386	Meals - Home Delivered	2017	\$118,745.00	\$0.00	\$118,745.00
512-500352	Transportation of Clients	2018	\$60,856.00	\$0.00	\$60,856.00
541-500383	Meals - Congregate	2018	\$154,008.00	\$0.00	\$154,008.00
544-500386	Meals - Home Delivered	2018	\$249,575.00	\$0.00	\$249,575.00
512-500352	Transportation of Clients	2019	\$60,856.00	\$0.00	\$60,856.00
541-500383	Meals - Congregate	2019	\$154,008.00	\$5,862.00	\$159,870.00
544-500386	Meals - Home Delivered	2019	\$249,575.00	\$9,499.00	\$259,074.00
512-500352	Transportation of Clients	2020	\$0.00	\$60,856.00	\$60,856.00
541-500383	Meals - Congregate	2020	\$0.00	\$159,870.00	\$159,870.00
544-500386	Meals - Home Delivered	2020	\$0.00	\$259,074.00	\$259,074.00
		<b>Subtotal</b>	<b>\$1,149,885.00</b>	<b>\$495,161.00</b>	<b>\$1,645,046.00</b>

**05-95-48-481010-7872 Summary for All Vendors**

Class/Account	Class Title	SFY	Current Budget	Increase/ (Decrease)	Modified Budget
512-500352	Transportation of Clients	2017	\$747,709.00	\$0.00	\$747,709.00
541-500383	Meals - Congregate	2017	\$1,011,322.00	\$0.00	\$1,011,322.00
544-500386	Meals - Home Delivered	2017	\$1,981,328.00	\$0.00	\$1,981,328.00
512-500352	Transportation of Clients	2018	\$1,570,313.00	\$0.00	\$1,570,313.00
541-500383	Meals - Congregate	2018	\$1,992,637.00	\$0.00	\$1,992,637.00
544-500386	Meals - Home Delivered	2018	\$4,297,313.00	\$0.00	\$4,297,313.00
512-500352	Transportation of Clients	2019	\$1,570,313.00	\$0.00	\$1,570,313.00
541-500383	Meals - Congregate	2019	\$1,992,637.00	\$75,845.00	\$2,068,482.00

544-500386	Meals - Home Delivered	2019	\$4,297,313.00	\$163,567.00	\$4,460,880.00
512-500352	Transportation of Clients	2020	\$0.00	\$1,570,313.00	\$1,570,313.00
541-500383	Meals - Congregate	2020	\$0.00	\$2,068,482.00	\$2,068,482.00
544-500386	Meals - Home Delivered	2020	\$0.00	\$4,460,880.00	\$4,460,880.00
		<b>Subtotal</b>	<b>\$19,460,885.00</b>	<b>\$8,339,087.00</b>	<b>\$27,799,972.00</b>

\$19,460,885.00      \$8,339,087.00      \$27,799,972.00

05-95-48-481010-9255 HEALTH AND SOCIAL SERVICES, DEPT OF HEALTH AND HUMAN SVS, HHS: ELDERLY AND ADULT SERVICES, GRANTS TO LOCALS, SOCIAL SERVICE BLOCK GRANT (60% Federal Funds; 40% General Funds)

**Community Action Program Belknap-Merrimack Counties, Inc. (Vendor #177203)**

Class/Account	Class Title	SFY	Current Budget	Increase/ (Decrease)	Modified Budget
544-500386	Meals Home Delivered	2017	\$252,962.00	\$0.00	\$252,962.00
544-500386	Meals Home Delivered	2018	\$531,679.00	\$0.00	\$531,679.00
544-500386	Meals Home Delivered	2019	\$531,679.00	\$20,237.00	\$551,916.00
544-500386	Meals Home Delivered	2020	\$0.00	\$551,916.00	\$551,916.00
		<b>Subtotal</b>	<b>\$1,316,320.00</b>	<b>\$572,153.00</b>	<b>\$1,888,473.00</b>

**Easter Seals New Hampshire, Inc. (Vendor # 177204)**

Class/Account	Class Title	SFY	Current Budget	Increase/ (Decrease)	Modified Budget
544-500386	Meals Home Delivered	2017	\$0.00	\$0.00	\$0.00
544-500386	Meals Home Delivered	2018	\$0.00	\$0.00	\$0.00
544-500386	Meals Home Delivered	2019	\$0.00	\$0.00	\$0.00
544-500386	Meals Home Delivered	2020	\$0.00	\$0.00	\$0.00
		<b>Subtotal</b>	<b>\$0.00</b>	<b>\$0.00</b>	<b>\$0.00</b>

**Gibson Center for Senior Services (Vendor #155344)**

Class/Account	Class Title	SFY	Current Budget	Increase/ (Decrease)	Modified Budget
544-500386	Meals Home Delivered	2017	\$19,701.00	\$0.00	\$19,701.00
544-500386	Meals Home Delivered	2018	\$41,402.00	\$0.00	\$41,402.00
544-500386	Meals Home Delivered	2019	\$41,402.00	\$1,576.00	\$42,978.00
544-500386	Meals Home Delivered	2020	\$0.00	\$42,978.00	\$42,978.00
		<b>Subtotal</b>	<b>\$102,505.00</b>	<b>\$44,554.00</b>	<b>\$147,059.00</b>

**Grafton County Senior Citizens Council, Inc. (Vendor # 177675)**

Class/Account	Class Title	SFY	Current Budget	Increase/ (Decrease)	Modified Budget
---------------	-------------	-----	----------------	-------------------------	-----------------

544-500386	Meals Home Delivered	2017	\$144,419.00	\$0.00	\$144,419.00
544-500386	Meals Home Delivered	2018	\$303,537.00	\$0.00	\$303,537.00
544-500386	Meals Home Delivered	2019	\$303,537.00	\$11,553.00	\$315,090.00
544-500386	Meals Home Delivered	2020	\$0.00	\$315,090.00	\$315,090.00
		<b>Subtotal</b>	<b>\$751,493.00</b>	<b>\$326,643.00</b>	<b>\$1,078,136.00</b>

**Greater Wakefield Nutrition and Transportation. (Vendor # 158408)**

Class/Account	Class Title	SFY	Current Budget	Increase/ (Decrease)	Modified Budget
544-500386	Meals Home Delivered	2017	\$0.00	\$0.00	\$0.00
544-500386	Meals Home Delivered	2018	\$0.00	\$0.00	\$0.00
544-500386	Meals Home Delivered	2019	\$0.00	\$0.00	\$0.00
544-500386	Meals Home Delivered	2020	\$0.00	\$0.00	\$0.00
		<b>Subtotal</b>	<b>\$0.00</b>	<b>\$0.00</b>	<b>\$0.00</b>

**Lamprey Health Care (Vendor #177677)**

Class/Account	Class Title	SFY	Current Budget	Increase/ (Decrease)	Modified Budget
544-500386	Meals Home Delivered	2017	\$0.00	\$0.00	\$0.00
544-500386	Meals Home Delivered	2018	\$0.00	\$0.00	\$0.00
544-500386	Meals Home Delivered	2019	\$0.00	\$0.00	\$0.00
544-500386	Meals Home Delivered	2020	\$0.00	\$0.00	\$0.00
		<b>Subtotal</b>	<b>\$0.00</b>	<b>\$0.00</b>	<b>\$0.00</b>

**Newport Senior Center (Vendor #177250)**

Class/Account	Class Title	SFY	Current Budget	Increase/ (Decrease)	Modified Budget
544-500386	Meals Home Delivered	2017	\$119,598.00	\$0.00	\$119,598.00
544-500386	Meals Home Delivered	2018	\$251,372.00	\$0.00	\$251,372.00
544-500386	Meals Home Delivered	2019	\$251,372.00	\$9,568.00	\$260,940.00
544-500386	Meals Home Delivered	2020	\$0.00	\$260,940.00	\$260,940.00
		<b>Subtotal</b>	<b>\$622,342.00</b>	<b>\$270,508.00</b>	<b>\$892,850.00</b>

**Ossipee Concerned Citizens (Vendor #170158)**

Class/Account	Class Title	SFY	Current Budget	Increase/ (Decrease)	Modified Budget
544-500386	Meals Home Delivered	2017	\$78,590.00	\$0.00	\$78,590.00
544-500386	Meals Home Delivered	2018	\$165,175.00	\$0.00	\$165,175.00
544-500386	Meals Home Delivered	2019	\$165,175.00	\$6,287.00	\$171,462.00
544-500386	Meals Home Delivered	2020	\$0.00	\$171,462.00	\$171,462.00
		<b>Subtotal</b>	<b>\$408,940.00</b>	<b>\$177,749.00</b>	<b>\$586,689.00</b>



**Rockingham Nutrition MOW (Vendor #155197)**

Class/Account	Class Title	SFY	Current Budget	Increase/ (Decrease)	Modified Budget
544-500386	Meals Home Delivered	2017	\$273,306.00	\$0.00	\$273,306.00
544-500386	Meals Home Delivered	2018	\$574,440.00	\$0.00	\$574,440.00
544-500386	Meals Home Delivered	2019	\$574,440.00	\$21,864.00	\$596,304.00
544-500386	Meals Home Delivered	2020	\$0.00	\$596,304.00	\$596,304.00
		<b>Subtotal</b>	<b>\$1,422,186.00</b>	<b>\$618,168.00</b>	<b>\$2,040,354.00</b>

**St Joseph Community Services (Vendor #155093)**

Class/Account	Class Title	SFY	Current Budget	Increase/ (Decrease)	Modified Budget
544-500386	Meals Home Delivered	2017	\$182,479.00	\$0.00	\$182,479.00
544-500386	Meals Home Delivered	2018	\$383,532.00	\$0.00	\$383,532.00
544-500386	Meals Home Delivered	2019	\$383,532.00	\$14,598.00	\$398,130.00
544-500386	Meals Home Delivered	2020	\$0.00	\$398,130.00	\$398,130.00
		<b>Subtotal</b>	<b>\$949,543.00</b>	<b>\$412,728.00</b>	<b>\$1,362,271.00</b>

**Southwestern Community Services (Vendor #177511)**

Class/Account	Class Title	SFY	Current Budget	Increase/ (Decrease)	Modified Budget
544-500386	Meals Home Delivered	2017	\$0.00	\$0.00	\$0.00
544-500386	Meals Home Delivered	2018	\$0.00	\$0.00	\$0.00
544-500386	Meals Home Delivered	2019	\$0.00	\$0.00	\$0.00
544-500386	Meals Home Delivered	2020	\$0.00	\$0.00	\$0.00
		<b>Subtotal</b>	<b>\$0.00</b>	<b>\$0.00</b>	<b>\$0.00</b>

**Community Action Partnership of Strafford County (Vendor #177200)**

Class/Account	Class Title	SFY	Current Budget	Increase/ (Decrease)	Modified Budget
544-500386	Meals Home Delivered	2017	\$0.00	\$0.00	\$0.00
544-500386	Meals Home Delivered	2018	\$0.00	\$0.00	\$0.00
544-500386	Meals Home Delivered	2019	\$0.00	\$0.00	\$0.00
544-500386	Meals Home Delivered	2020	\$0.00	\$0.00	\$0.00
		<b>Subtotal</b>	<b>\$0.00</b>	<b>\$0.00</b>	<b>\$0.00</b>

**Strafford Nutrition MOW (Vendor # 260818)**

Class/Account	Class Title	SFY	Current Budget	Increase/ (Decrease)	Modified Budget
544-500386	Meals Home Delivered	2017	\$63,965.00	\$0.00	\$63,965.00
544-500386	Meals Home Delivered	2018	\$134,443.00	\$0.00	\$134,443.00
544-500386	Meals Home Delivered	2019	\$134,443.00	\$5,117.00	\$139,560.00
544-500386	Meals Home Delivered	2020	\$0.00	\$139,560.00	\$139,560.00
		<b>Subtotal</b>	<b>\$332,851.00</b>	<b>\$144,677.00</b>	<b>\$477,528.00</b>

**Tri-County Community Action Program (Vendor #177195)**

Class/Account	Class Title	SFY	Current Budget	Increase/ (Decrease)	Modified Budget
544-500386	Meals Home Delivered	2017	\$68,206.00	\$0.00	\$68,206.00
544-500386	Meals Home Delivered	2018	\$143,350.00	\$0.00	\$143,350.00
544-500386	Meals Home Delivered	2019	\$143,350.00	\$5,456.00	\$148,806.00
544-500386	Meals Home Delivered	2020	\$0.00	\$148,806.00	\$148,806.00
		<b>Subtotal</b>	<b>\$354,906.00</b>	<b>\$154,262.00</b>	<b>\$509,168.00</b>

**VNA at HCS (Vendor #177274)**

Class/Account	Class Title	SFY	Current Budget	Increase/ (Decrease)	Modified Budget
544-500386	Meals Home Delivered	2017	\$104,451.00	\$0.00	\$104,451.00
544-500386	Meals Home Delivered	2018	\$219,536.00	\$0.00	\$219,536.00
544-500386	Meals Home Delivered	2019	\$219,536.00	\$8,356.00	\$227,892.00
544-500386	Meals Home Delivered	2020	\$0.00	\$227,892.00	\$227,892.00
		<b>Subtotal</b>	<b>\$543,523.00</b>	<b>\$236,248.00</b>	<b>\$779,771.00</b>

**05-95-48-481010-9255 Summary for All Vendors**

Class/Account	Class Title	SFY	Current Budget	Increase/ (Decrease)	Modified Budget
544-500386	Meals Home Delivered	2017	\$1,307,677.00	\$0.00	\$1,307,677.00
544-500386	Meals Home Delivered	2018	\$2,748,466.00	\$0.00	\$2,748,466.00
544-500386	Meals Home Delivered	2019	\$2,748,466.00	\$104,612.00	\$2,853,078.00
544-500386	Meals Home Delivered	2020	\$0.00	\$2,853,078.00	\$2,853,078.00
		<b>Subtotal</b>	<b>\$6,804,609.00</b>	<b>\$2,957,690.00</b>	<b>\$9,762,299.00</b>

\$6,804,609.00      \$2,957,690.00      \$9,762,299.00

**Summary by Vendor by Year**

**Community Action Program Belknap-Merrimack Counties, Inc. (Vendor #177203)**

		SFY	Current Budget	Increase/ (Decrease)	Modified Budget
		2017	\$875,935.00	\$0.00	\$875,935.00

		2018	\$1,840,867.00	\$0.00	\$1,840,867.00
		2019	\$1,840,867.00	\$60,106.00	\$1,900,973.00
		2020	\$0.00	\$1,900,973.00	\$1,900,973.00
		<b>Subtotal</b>	<b>\$4,557,669.00</b>	<b>\$1,961,079.00</b>	<b>\$6,518,748.00</b>

**Easter Seals New Hampshire, Inc. (Vendor # 177204)**

		SFY	Current Budget	Increase/ (Decrease)	Modified Budget
		2017	\$53,894.00	\$0.00	\$53,894.00
		2018	\$113,200.00	\$0.00	\$113,200.00
		2019	\$113,200.00	\$0.00	\$113,200.00
		2020	\$0.00	\$113,200.00	\$113,200.00
		<b>Subtotal</b>	<b>\$280,294.00</b>	<b>\$113,200.00</b>	<b>\$393,494.00</b>

**Gibson Center for Senior Services (Vendor #155344)**

		SFY	Current Budget	Increase/ (Decrease)	Modified Budget
		2017	\$144,698.00	\$0.00	\$144,698.00
		2018	\$304,072.00	\$0.00	\$304,072.00
		2019	\$304,072.00	\$10,548.00	\$314,620.00
		2020	\$0.00	\$314,620.00	\$314,620.00
		<b>Subtotal</b>	<b>\$752,842.00</b>	<b>\$325,168.00</b>	<b>\$1,078,010.00</b>

**Grafton County Senior Citizens Council, Inc. (Vendor # 177675)**

		SFY	Current Budget	Increase/ (Decrease)	Modified Budget
		2017	\$676,245.00	\$0.00	\$676,245.00
		2018	\$1,421,054.00	\$0.00	\$1,421,054.00
		2019	\$1,421,054.00	\$39,449.00	\$1,460,503.00
		2020	\$0.00	\$1,460,503.00	\$1,460,503.00
		<b>Subtotal</b>	<b>\$3,518,353.00</b>	<b>\$1,499,952.00</b>	<b>\$5,018,305.00</b>

**Greater Wakefield Nutrition and Transportation. (Vendor # 158408)**

		SFY	Current Budget	Increase/ (Decrease)	Modified Budget
		2017	\$8,800.00	\$0.00	\$8,800.00
		2018	\$18,496.00	\$0.00	\$18,496.00
		2019	\$18,496.00	\$704.00	\$19,200.00
		2020	\$0.00	\$19,200.00	\$19,200.00
		<b>Subtotal</b>	<b>\$45,792.00</b>	<b>\$19,904.00</b>	<b>\$65,696.00</b>

**Lamprey Health Care (Vendor #177677)**

		SFY	Current Budget	Increase/ (Decrease)	Modified Budget
		2017	\$33,873.00	\$0.00	\$33,873.00
		2018	\$71,133.00	\$0.00	\$71,133.00
		2019	\$71,133.00	\$0.00	\$71,133.00
		2020	\$0.00	\$71,133.00	\$71,133.00
		<b>Subtotal</b>	<b>\$176,139.00</b>	<b>\$71,133.00</b>	<b>\$247,272.00</b>

**Newport Senior Center (Vendor #177250)**

		SFY	Current Budget	Increase/ (Decrease)	Modified Budget
		2017	\$363,644.00	\$0.00	\$363,644.00
		2018	\$764,254.00	\$0.00	\$764,254.00
		2019	\$764,254.00	\$25,993.00	\$790,247.00
		2020	\$0.00	\$790,247.00	\$790,247.00
		<b>Subtotal</b>	<b>\$1,892,152.00</b>	<b>\$816,240.00</b>	<b>\$2,708,392.00</b>

**Ossipee Concerned Citizens (Vendor #170158)**

		SFY	Current Budget	Increase/ (Decrease)	Modified Budget
		2017	\$213,226.00	\$0.00	\$213,226.00
		2018	\$448,152.00	\$0.00	\$448,152.00
		2019	\$448,152.00	\$17,058.00	\$465,210.00
		2020	\$0.00	\$465,210.00	\$465,210.00
		<b>Subtotal</b>	<b>\$1,109,530.00</b>	<b>\$482,268.00</b>	<b>\$1,591,798.00</b>

**Rockingham Nutrition MOW (Vendor #155197)**

		SFY	Current Budget	Increase/ (Decrease)	Modified Budget
		2017	\$819,736.00	\$0.00	\$819,736.00
		2018	\$1,722,783.00	\$0.00	\$1,722,783.00
		2019	\$1,722,783.00	\$58,311.00	\$1,781,094.00
		2020	\$0.00	\$1,781,094.00	\$1,781,094.00
		<b>Subtotal</b>	<b>\$4,265,302.00</b>	<b>\$1,839,405.00</b>	<b>\$6,104,707.00</b>

**St Joseph Community Services (Vendor #155093)**

		SFY	Current Budget	Increase/ (Decrease)	Modified Budget
--	--	-----	----------------	-------------------------	-----------------

		2017	\$856,917.00	\$0.00	\$856,917.00
		2018	\$1,801,017.00	\$0.00	\$1,801,017.00
		2019	\$1,801,017.00	\$66,553.00	\$1,867,570.00
		2020	\$0.00	\$1,867,570.00	\$1,867,570.00
		<b>Subtotal</b>	<b>\$4,458,951.00</b>	<b>\$1,934,123.00</b>	<b>\$6,393,074.00</b>

**Southwestern Community Services (Vendor #177511)**

		SFY	Current Budget	Increase/ (Decrease)	Modified Budget
		2017	\$33,441.00	\$0.00	\$33,441.00
		2018	\$70,240.00	\$0.00	\$70,240.00
		2019	\$70,240.00	\$0.00	\$70,240.00
		2020	\$0.00	\$70,240.00	\$70,240.00
		<b>Subtotal</b>	<b>\$173,921.00</b>	<b>\$70,240.00</b>	<b>\$244,161.00</b>

**Community Action Partnership of Strafford County (Vendor #177200)**

		SFY	Current Budget	Increase/ (Decrease)	Modified Budget
		2017	\$19,861.00	\$0.00	\$19,861.00
		2018	\$41,716.00	\$0.00	\$41,716.00
		2019	\$41,716.00	\$0.00	\$41,716.00
		2020	\$0.00	\$41,716.00	\$41,716.00
		<b>Subtotal</b>	<b>\$103,293.00</b>	<b>\$41,716.00</b>	<b>\$145,009.00</b>

**Strafford Nutrition MOW (Vendor # 260818)**

		SFY	Current Budget	Increase/ (Decrease)	Modified Budget
		2017	\$221,173.00	\$0.00	\$221,173.00
		2018	\$464,856.00	\$0.00	\$464,856.00
		2019	\$464,856.00	\$17,694.00	\$482,550.00
		2020	\$0.00	\$482,550.00	\$482,550.00
		<b>Subtotal</b>	<b>\$1,150,885.00</b>	<b>\$500,244.00</b>	<b>\$1,651,129.00</b>

**Tri-County Community Action Program (Vendor #177195)**

		SFY	Current Budget	Increase/ (Decrease)	Modified Budget
		2017	\$401,135.00	\$0.00	\$401,135.00
		2018	\$842,914.00	\$0.00	\$842,914.00
		2019	\$842,914.00	\$23,891.00	\$866,805.00

		2020	\$0.00	\$866,805.00	\$866,805.00
		<b>Subtotal</b>	<b>\$2,086,963.00</b>	<b>\$890,696.00</b>	<b>\$2,977,659.00</b>

**VNA at HCS (Vendor #177274)**

		SFY	Current Budget	Increase/ (Decrease)	Modified Budget
		2017	\$325,458.00	\$0.00	\$325,458.00
		2018	\$683,975.00	\$0.00	\$683,975.00
		2019	\$683,975.00	\$23,717.00	\$707,692.00
		2020	\$0.00	\$707,692.00	\$707,692.00
		<b>Subtotal</b>	<b>\$1,693,408.00</b>	<b>\$731,409.00</b>	<b>\$2,424,817.00</b>

**Summary for All Vendors by Year**

		SFY	Current Budget	Increase/ (Decrease)	Modified Budget
		2017	\$5,048,036.00	\$0.00	\$5,048,036.00
		2018	\$10,608,729.00	\$0.00	\$10,608,729.00
		2019	\$10,608,729.00	\$344,024.00	\$10,952,753.00
		2020	\$0.00	\$10,952,753.00	\$10,952,753.00
		<b>Total</b>	<b>\$26,265,494.00</b>	<b>\$11,296,777.00</b>	<b>\$37,562,271.00</b>
			\$26,265,494.00	\$11,296,777.00	\$37,562,271.00

Class/Account	Class Title	SFY	Current Budget	Increase/ (Decrease)	Modified Budget
7872-512-500352	Transportation of Clients	2017	\$747,709.00	\$0.00	\$747,709.00
7872-541-500383	Meals - Congregate	2017	\$1,011,322.00	\$0.00	\$1,011,322.00
7872-544-500386	Meals - Home Delivered	2017	\$1,981,328.00	\$0.00	\$1,981,328.00
7872-512-500352	Transportation of Clients	2018	\$1,570,313.00	\$0.00	\$1,570,313.00
7872-541-500383	Meals - Congregate	2018	\$1,992,637.00	\$0.00	\$1,992,637.00
7872-544-500386	Meals - Home Delivered	2018	\$4,297,313.00	\$0.00	\$4,297,313.00
7872-512-500352	Transportation of Clients	2019	\$1,570,313.00	\$0.00	\$1,570,313.00
7872-541-500383	Meals - Congregate	2019	\$1,992,637.00	\$75,845.00	\$2,068,482.00
7872-544-500386	Meals - Home Delivered	2019	\$4,297,313.00	\$163,567.00	\$4,460,880.00
7872-512-500352	Transportation of Clients	2020	\$0.00	\$1,570,313.00	\$1,570,313.00

7872-541-500383	Meals - Congregate	2020	\$0.00	\$2,068,482.00	\$2,068,482.00
7872-544-500386	Meals - Home Delivered	2020	\$0.00	\$4,460,880.00	\$4,460,880.00
9255-544-500386	Meals Home Delivered	2017	\$1,307,677.00	\$0.00	\$1,307,677.00
9255-544-500386	Meals Home Delivered	2018	\$2,748,466.00	\$0.00	\$2,748,466.00
9255-544-500386	Meals Home Delivered	2019	\$2,748,466.00	\$104,612.00	\$2,853,078.00
9255-544-500386	Meals Home Delivered	2020	\$0.00	\$2,853,078.00	\$2,853,078.00
		Total	\$26,265,494.00	\$11,296,777.00	\$37,562,271.00

7872-512-500352	Transportation of Clients	all	\$3,888,335.00	\$1,570,313.00	\$5,458,648.00
7872-541-500383	Meals - Congregate	all	\$4,996,596.00	\$2,144,327.00	\$7,140,923.00
7872-544-500386	Meals - Home Delivered	all	\$10,575,954.00	\$4,624,447.00	\$15,200,401.00
9255-544-500386	Meals Home Delivered	all	\$6,804,609.00	\$2,957,690.00	\$9,762,299.00
		Total	\$26,265,494.00	\$11,296,777.00	\$37,562,271.00

Grand Total SFY17	2017	\$5,048,036.00	\$0.00	\$5,048,036.00
Grand Total SFY18	2018	\$10,608,729.00	\$0.00	\$10,608,729.00
Grand Total SFY19	2019	\$10,608,729.00	\$344,024.00	\$10,952,753.00
Grand Total SFY20	2020	\$0.00	\$10,952,753.00	\$10,952,753.00
Total Contract		\$26,265,494.00	\$11,296,777.00	\$37,562,271.00



Jeffrey A. Meyers  
Commissioner

Christine L. Santaniello  
Director

STATE OF NEW HAMPSHIRE  
DEPARTMENT OF HEALTH AND HUMAN SERVICES  
DIVISION OF LONG TERM SUPPORTS AND SERVICES  
BUREAU OF ELDERLY & ADULT SERVICES

129 PLEASANT STREET, CONCORD, NH 03301-3587  
603-271-9203 1-800-351-1888  
Fax: 603-271-4643 TDD Access: 1-800-735-2964 www.dhhs.nh.gov

November 2, 2017

His Excellency, Governor Christopher T. Sununu  
and the Honorable Council  
State House  
Concord, NH 03301

**REQUESTED ACTION**

Authorize the Department of Health and Human Services, Division of Long Term Supports and Services, Bureau of Elderly and Adult Services, to enter into **retroactive** amendments with the vendors listed below by increasing the price limitation by \$8,597,592 from \$17,667,902 to an amount not to exceed \$26,265,494 and extending the completion date from September 30, 2018 to June 30, 2019 for the provision of Nutrition and/or Transportation Services with no change to the Scope of Work, **retroactive** to July 1, 2017 effective upon Governor and Executive Council. The original agreements were approved by Governor and Executive Council on December 21, 2016 (Item # 15) and the contract with Rockingham Nutrition Meals on Wheels was amended on June 7, 2017 (Item #13). 43% General Funds/ 57% Federal Funds.

Vendor Name	Vendor	Location	Current Budget	Increase/ (Decrease)	Modified Budget
Community Action Program Belknap-Merrimack Counties, Inc.	177203	Concord	\$3,065,757	\$1,491,912	\$4,557,669
Community Action Partnership of Strafford County	177200	Dover	\$69,513	\$33,780	\$103,293
Easter Seals New Hampshire, Inc.	177204	Manchester	\$188,629	\$91,665	\$280,294
Grafton County Senior Citizens Council, Inc.	177675	Lebanon	\$2,366,814	\$1,151,539	\$3,518,353
Greater Wakefield Resource Center	158408	Union	\$30,800	\$14,992	\$45,792
Lamproy Health Care	177677	Newmarket	\$118,560	\$57,579	\$176,139
Newport Senior Center	177250	Newport	\$1,272,754	\$619,398	\$1,892,152
Ossipee Concerned Citizens	170158	Center Ossipee	\$746,279	\$363,251	\$1,109,530



Vendor Name	Vendor	Location	Current Budget	Increase/ (Decrease)	Modified Budget
Rockingham Nutrition Meals on Wheels	155197	Brentwood	\$2,869,064	\$1,396,238	\$4,265,302
Southwestern Community Services	177511	Keene	\$117,031	\$56,890	\$173,921
St Joseph Community Services	155093	Merrimack	\$2,999,190	\$1,459,761	\$4,458,951
Strafford Nutrition MOW	260818	Somersworth	\$774,098	\$376,787	\$1,150,885
The Gibson Center for Senior Services	155344	North Conway	\$506,402	\$246,440	\$752,842
Tri-County Community Action Program	177195	Berlin	\$1,403,957	\$683,006	\$2,086,963
VNA at HCS	177274	Keene, NH	\$1,139,054	\$554,354	\$1,693,408
		Total:	\$17,667,902	\$8,597,592	\$26,265,494

Funds to support this request are available in the following accounts in State Fiscal Years 2018 and 2019, with authority to adjust amounts within the price limitation and adjust encumbrances between State Fiscal Years through the Budget Office if needed and justified, without approval from Governor and Executive Council.

See Attached Fiscal Details

#### EXPLANATION

This request is retroactive to July 1, 2017 because the New Hampshire Legislature appropriated in each year of the biennium (State Fiscal Years 2018 and 2019) a one-time increase of up to five percent (5%) for elderly and adult non-Medicaid services in HB144. The Department is amending the contracts to increase the per meal and per client per date transportation rates. The purpose of this request is to increase the price limitation and extend the completion date in order for the vendors to provide Nutrition and Transportation Services to support older, isolated and frail adults in order to assist them to continue living as independently as possible, safely, and with dignity.

Nutrition Services are comprised of home delivered and/or congregate meals. Vendors will deliver meals to the homes of eligible individuals who are homebound and unable to prepare their own meals, or who are temporarily homebound due to recovery from illness or injury. Each meal shall include at least one-third (1/3) of the recommended daily allowance established by the Food and Nutrition Board of the Institute of Medicine for the National Academy of Sciences, as well as the Dietary Guidelines for Americans issued by the Secretaries of the Departments of Health and Human Services and Agriculture. The vendors will prepare meals, to the extent possible, that incorporate the special dietary needs/preferences of clients, including recommendations from clients' licensed practitioners.

Congregate meals are provided in community settings, where individuals travel to a specific site to share a meal with other individuals. Each meal shall include at least one-third (1/3) of the recommended daily allowance established by the Food and Nutrition Board of the Institute of Medicine for the National Academy of Sciences, as well as the Dietary Guidelines for Americans issued by the Secretaries of the Departments of Health and Human Services and Agriculture. The vendors will

prepare meals, to the extent possible, that incorporate the special dietary needs/preferences of clients, including recommendations from clients' licensed practitioners.

Transportation Services include providing transportation to individuals in a vehicle to and from an individual's home for medical appointments, grocery shopping and errands, and to community facilities and programs that promote independent living and socialization. Vehicles used for transportation services shall be registered and inspected in accordance with the New Hampshire Department of Transportation and New Hampshire Department of Safety regulations. All drivers providing transportation services shall be licensed in accordance with applicable New Hampshire Administrative Rules.

Vendors for contracted services shall assist individuals in accessing the aforementioned services by accepting applications for services either directly from clients or through referrals. Additionally, vendors shall assist clients with obtaining other services that may be of assistance to them, as appropriate.

The Nutrition and Transportation services provided support individuals ages sixty (60) and older, as well as individuals ages eighteen (18) and over with a disability or chronic illness. Services are targeted toward individuals with the greatest economic and social need. The services support eligible adults to live as independently and safely as possible, and with dignity. The vendors will ensure that clients served meet eligibility requirements for services and ensure that clients have access to appropriate services.

These contracts were selected through a competitive bid process. Sixteen (16) agreements were originally approved by the Governor and Executive Council, one (1) of which (City of Nashua) will be put before the Governor and Executive Council at a later date.

As referenced in the Request for Applications and in Exhibit C-1 of this contract, this Agreement includes the option to extend for up to two (2) additional year(s), contingent upon satisfactory delivery of services, available funding, agreement of the parties and approval of the Governor and Council. The Division is exercising this renewal option for nine (9) months, leaving an additional one (1) year and three (3) months of renewal.

Should the Governor and Executive Council not approve this request, the Legislature's direction to increase rates paid for Nutrition and Transportation Services, and its inclusion of funding in the current biennium to support these increases will be unfulfilled.

Area served: Statewide

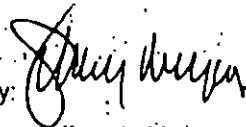
Source of Funds: 43% General Funds

57% Federal Funds: CFDA # 93.044 US Department of Health & Human Services, Administration for Community Living, Older Americans Act Title III, Grants for State and Community Programs on Aging - Title IIIB (FAIN # 17AANHT3SS); #93.045 US Department of Health & Human Services, Administration for Community Living, Older Americans Act Title III, Grants for State and Community Programs on Aging - Title IIIC-1 (FAIN # 17AANHT3CM); CFDA # 93.045 US Department of Health & Human Services, Administration for Community Living, Older Americans Act Title III, Grants for State and Community Programs on Aging - Title IIIC-2 (FAIN # 17AANHT3HD); CFDA # 93.667 United States Department of Health and Human Services, Administration for Children and Families, Social Services Block Grant

In the event that the Federal Funds become no longer available, General Funds will not be requested to support this program.

Respectfully submitted,

  
Christine L. Santaniello  
Director

Approved by:   
Jeffrey A. Meyers  
Commissioner

**Nutrition and Transportation Amendments**

**FINANCIAL DETAIL ATTACHMENT SHEET**

**05-95-48-4810-10-7872 HEALTH AND SOCIAL SERVICES, DEPT OF HEALTH AND HUMAN SVS, HHS:  
ELDERLY AND ADULT SERVICES, GRANTS TO LOCALS, ADM ON AGING GRANTS (57% Federal Funds;  
43% General Funds)**

**Community Action Program Belknap-Merrimack Counties, Inc. (Vendor #177203)**

Class/Account	Class Title	SFY	Current Budget	Increase/ (Decrease)	Modified Budget
512-500352	Transportation of Clients	2017	\$124,614.60		\$124,614.60
541-500383	Meals - Congregate	2017	\$163,597.50		\$163,597.50
544-500386	Meals - Home Delivered	2017	\$334,757.50		\$334,757.50
512-500352	Transportation of Clients	2018	\$249,229.20	\$12,514.04	\$261,743.24
541-500383	Meals - Congregate	2018	\$327,189.50	\$16,656.92	\$343,846.42
544-500386	Meals - Home Delivered	2018	\$669,515.00	\$34,084.40	\$703,599.40
512-500352	Transportation of Clients	2019	\$62,307.30	\$199,435.94	\$261,743.24
541-500383	Meals - Congregate	2019	\$81,796.00	\$262,050.42	\$343,846.42
544-500386	Meals - Home Delivered	2019	\$167,381.50	\$536,217.90	\$703,599.40
	<b>Subtotal</b>		<b>\$2,180,388.10</b>	<b>\$1,060,959.62</b>	<b>\$3,241,347.72</b>

**Easter Seals New Hampshire, Inc. (Vendor # 177204)**

Class/Account	Class Title	SFY	Current Budget	Increase/ (Decrease)	Modified Budget
512-500352	Transportation of Clients	2017	\$53,893.80		\$53,893.80
541-500383	Meals - Congregate	2017			\$0.00
544-500386	Meals - Home Delivered	2017			\$0.00
512-500352	Transportation of Clients	2018	\$107,787.60	\$5,412.12	\$113,199.72
541-500383	Meals - Congregate	2018			\$0.00
544-500386	Meals - Home Delivered	2018			\$0.00
512-500352	Transportation of Clients	2019	\$26,946.90	\$86,252.82	\$113,199.72
541-500383	Meals - Congregate	2019		\$0.00	\$0.00
544-500386	Meals - Home Delivered	2019		\$0.00	\$0.00
	<b>Subtotal</b>		<b>\$188,628.30</b>	<b>\$91,664.94</b>	<b>\$280,293.24</b>

**Gibson Center for Senior Services (Vendor #155344)**

Class/Account	Class Title	SFY	Current Budget	Increase/ (Decrease)	Modified Budget
512-500352	Transportation of Clients	2017	\$12,845.40		\$12,845.40
541-500383	Meals - Congregate	2017	\$46,750.00		\$46,750.00
544-500386	Meals - Home Delivered	2017	\$65,400.50		\$65,400.50
512-500352	Transportation of Clients	2018	\$25,667.10	\$1,288.77	\$26,955.87
541-500383	Meals - Congregate	2018	\$93,500.00	\$4,760.00	\$98,260.00
544-500386	Meals - Home Delivered	2018	\$130,795.50	\$6,658.68	\$137,454.18
512-500352	Transportation of Clients	2019	\$6,422.70	\$20,533.17	\$26,955.87
541-500383	Meals - Congregate	2019	\$23,375.00	\$74,885.00	\$98,260.00
544-500386	Meals - Home Delivered	2019	\$32,697.50	\$104,756.68	\$137,454.18
		<b>Subtotal</b>	<b>\$437,453.70</b>	<b>\$212,882.30</b>	<b>\$650,336.00</b>

**Grafton County Senior Citizens Council, Inc. (Vendor # 177675)**

Class/Account	Class Title	SFY	Current Budget	Increase/ (Decrease)	Modified Budget
512-500352	Transportation of Clients	2017	\$183,129.90		\$183,129.90
541-500383	Meals - Congregate	2017	\$187,621.50		\$187,621.50
544-500386	Meals - Home Delivered	2017	\$161,073.00		\$161,073.00
512-500352	Transportation of Clients	2018	\$366,236.10	\$18,389.07	\$384,625.17
541-500383	Meals - Congregate	2018	\$375,243.00	\$19,103.28	\$394,346.28
544-500386	Meals - Home Delivered	2018	\$322,146.00	\$16,400.16	\$338,546.16
512-500352	Transportation of Clients	2019	\$91,553.10	\$293,072.07	\$384,625.17
541-500383	Meals - Congregate	2019	\$93,813.50	\$300,532.78	\$394,346.28
544-500386	Meals - Home Delivered	2019	\$80,536.50	\$258,009.66	\$338,546.16
		<b>Subtotal</b>	<b>\$1,861,352.60</b>	<b>\$905,507.02</b>	<b>\$2,766,859.62</b>

**Greater Wakefield Nutrition and Transportation. (Vendor # 158408)**

Class/Account	Class Title	SFY	Current Budget	Increase/ (Decrease)	Modified Budget
512-500352	Transportation of Clients	2017			
541-500383	Meals - Congregate	2017	\$8,800.00		\$8,800.00
544-500386	Meals - Home Delivered	2017			
512-500352	Transportation of Clients	2018			
541-500383	Meals - Congregate	2018	\$17,600.00	\$896.00	\$18,496.00
544-500386	Meals - Home Delivered	2018			
512-500352	Transportation of Clients	2019			
541-500383	Meals - Congregate	2019	\$4,400.00	\$14,096.00	\$18,496.00
544-500386	Meals - Home Delivered	2019			
		<b>Subtotal</b>	<b>\$30,800.00</b>	<b>\$14,992.00</b>	<b>\$45,792.00</b>

**Lamprey Health Care (Vendor #177677)**

Class/Account	Class Title	SFY	Current Budget	Increase/ (Decrease)	Modified Budget
512-500352	Transportation of Clients	2017	\$33,872.80		\$33,872.80
541-500383	Meals - Congregate	2017			\$0.00
544-500386	Meals - Home Delivered	2017			\$0.00
512-500352	Transportation of Clients	2018	\$67,745.60	\$3,387.28	\$71,132.88
541-500383	Meals - Congregate	2018			\$0.00
544-500386	Meals - Home Delivered	2018			\$0.00
512-500352	Transportation of Clients	2019	\$16,941.60	\$54,191.28	\$71,132.88
541-500383	Meals - Congregate	2019		\$0.00	\$0.00
544-500386	Meals - Home Delivered	2019		\$0.00	\$0.00
		<b>Subtotal</b>	<b>\$118,560.00</b>	<b>\$57,578.56</b>	<b>\$176,138.56</b>

**Newport Senior Center (Vendor #177250)**

Class/Account	Class Title	SFY	Current Budget	Increase/ (Decrease)	Modified Budget
512-500352	Transportation of Clients	2017	\$38,725.80		\$38,725.80
541-500383	Meals - Congregate	2017	\$80,366.00		\$80,366.00
544-500386	Meals - Home Delivered	2017	\$124,954.50		\$124,954.50
512-500352	Transportation of Clients	2018	\$77,451.60	\$3,888.92	\$81,340.52
541-500383	Meals - Congregate	2018	\$160,726.50	\$8,182.44	\$168,908.94
544-500386	Meals - Home Delivered	2018	\$249,909.00	\$12,722.64	\$262,631.64
512-500352	Transportation of Clients	2019	\$19,362.90	\$61,977.62	\$81,340.52
541-500383	Meals - Congregate	2019	\$40,183.00	\$128,725.94	\$168,908.94
544-500386	Meals - Home Delivered	2019	\$62,480.00	\$200,151.64	\$262,631.64
		<b>Subtotal</b>	<b>\$854,159.30</b>	<b>\$415,649.20</b>	<b>\$1,269,808.50</b>

**Ossipee Concerned Citizens (Vendor #170158)**

Class/Account	Class Title	SFY	Current Budget	Increase/ (Decrease)	Modified Budget
512-500352	Transportation of Clients	2017			\$0.00
541-500383	Meals - Congregate	2017	\$62,777.00		\$62,777.00
544-500386	Meals - Home Delivered	2017	\$71,857.50		\$71,857.50
512-500352	Transportation of Clients	2018			\$0.00
541-500383	Meals - Congregate	2018	\$125,554.00	\$6,391.84	\$131,945.84
544-500386	Meals - Home Delivered	2018	\$143,715.00	\$7,316.40	\$151,031.40
512-500352	Transportation of Clients	2019		\$0.00	\$0.00
541-500383	Meals - Congregate	2019	\$31,388.50	\$100,557.34	\$131,945.84
544-500386	Meals - Home Delivered	2019	\$35,931.50	\$115,099.90	\$151,031.40
		<b>Subtotal</b>	<b>\$471,223.50</b>	<b>\$229,365.48</b>	<b>\$700,588.98</b>

**Rockingham Nutrition MOW (Vendor #155197)**

Class/Account	Class Title	SFY	Current Budget	Increase/ (Decrease)	Modified Budget
512-500352	Transportation of Clients	2017	\$90,844.00		\$90,844.00
541-500383	Meals - Congregate	2017	\$123,750.00		\$123,750.00
544-500386	Meals - Home Delivered	2017	\$331,837.00		\$331,837.00
512-500352	Transportation of Clients	2018	\$181,677.60	\$9,104.25	\$190,781.85
541-500383	Meals - Congregate	2018	\$247,500.00	\$12,600.00	\$260,100.00
544-500386	Meals - Home Delivered	2018	\$663,674.00	\$33,787.04	\$697,461.04
512-500352	Transportation of Clients	2019	\$45,416.80	\$145,365.05	\$190,781.85
541-500383	Meals - Congregate	2019	\$61,875.00	\$198,225.00	\$260,100.00
544-500386	Meals - Home Delivered	2019	\$165,918.50	\$531,542.54	\$697,461.04
		<b>Subtotal</b>	<b>\$1,912,492.90</b>	<b>\$930,623.88</b>	<b>\$2,843,116.78</b>

**St Joseph Community Services (Vendor #155093)**

Class/Account	Class Title	SFY	Current Budget	Increase/ (Decrease)	Modified Budget
512-500352	Transportation of Clients	2017	\$25,001.60		\$25,001.60
541-500383	Meals - Congregate	2017	\$158,537.50		\$158,537.50
544-500386	Meals - Home Delivered	2017	\$490,897.00		\$490,897.00
512-500352	Transportation of Clients	2018	\$49,992.80	\$2,499.64	\$52,492.44
541-500383	Meals - Congregate	2018	\$317,075.00	(\$116,798.00)	\$200,277.00
544-500386	Meals - Home Delivered	2018	\$981,794.00	\$182,922.24	\$1,164,716.24
512-500352	Transportation of Clients	2019	\$12,500.80	\$39,991.64	\$52,492.44
541-500383	Meals - Congregate	2019	\$79,271.50	\$121,005.50	\$200,277.00
544-500386	Meals - Home Delivered	2019	\$245,448.50	\$919,267.74	\$1,164,716.24
		<b>Subtotal</b>	<b>\$2,360,518.70</b>	<b>\$1,148,888.76</b>	<b>\$3,509,407.46</b>

**Southwestern Community Services (Vendor #177511)**

Class/Account	Class Title	SFY	Current Budget	Increase/ (Decrease)	Modified Budget
512-500352	Transportation of Clients	2017	\$33,440.70		\$33,440.70
541-500383	Meals - Congregate	2017			\$0.00
544-500386	Meals - Home Delivered	2017			\$0.00
512-500352	Transportation of Clients	2018	\$66,881.40	\$3,358.18	\$70,239.58
541-500383	Meals - Congregate	2018			\$0.00
544-500386	Meals - Home Delivered	2018			\$0.00
512-500352	Transportation of Clients	2019	\$16,708.50	\$53,531.08	\$70,239.58
541-500383	Meals - Congregate	2019		\$0.00	\$0.00
544-500386	Meals - Home Delivered	2019		\$0.00	\$0.00
		<b>Subtotal</b>	<b>\$117,030.60</b>	<b>\$56,889.26</b>	<b>\$173,919.86</b>

**Community Action Partnership of Strafford County (Vendor #177200)**

Class/Account	Class Title	SFY	Current Budget	Increase/ (Decrease)	Modified Budget
512-500352	Transportation of Clients	2017	\$19,860.60		\$19,860.60
541-500383	Meals - Congregate	2017			\$0.00
544-500386	Meals - Home Delivered	2017			\$0.00
512-500352	Transportation of Clients	2018	\$39,721.20	\$1,994.44	\$41,715.64
541-500383	Meals - Congregate	2018			\$0.00
544-500386	Meals - Home Delivered	2018			\$0.00
512-500352	Transportation of Clients	2019	\$9,930.30	\$31,785.34	\$41,715.64
541-500383	Meals - Congregate	2019		\$0.00	\$0.00
544-500386	Meals - Home Delivered	2019		\$0.00	\$0.00
		<b>Subtotal</b>	<b>\$69,512.10</b>	<b>\$33,779.78</b>	<b>\$103,291.88</b>

**Strafford Nutrition MOW (Vendor # 260818)**

Class/Account	Class Title	SFY	Current Budget	Increase/ (Decrease)	Modified Budget
512-500352	Transportation of Clients	2017			\$0.00
541-500383	Meals - Congregate	2017	\$27,973.00		\$27,973.00
544-500386	Meals - Home Delivered	2017	\$129,233.50		\$129,233.50
512-500352	Transportation of Clients	2018			\$0.00
541-500383	Meals - Congregate	2018	\$55,940.50	\$2,847.88	\$58,788.38
544-500386	Meals - Home Delivered	2018	\$258,467.00	\$13,158.32	\$271,625.32
512-500352	Transportation of Clients	2019		\$0.00	\$0.00
541-500383	Meals - Congregate	2019	\$13,986.50	\$44,801.88	\$58,788.38
544-500386	Meals - Home Delivered	2019	\$64,619.50	\$207,005.82	\$271,625.32
		<b>Subtotal</b>	<b>\$550,220.00</b>	<b>\$267,813.90</b>	<b>\$818,033.90</b>

**Tri-County Community Action Program (Vendor #177195)**

Class/Account	Class Title	SFY	Current Budget	Increase/ (Decrease)	Modified Budget
512-500352	Transportation of Clients	2017	\$102,490.00		\$102,490.00
541-500383	Meals - Congregate	2017	\$77,869.00		\$77,869.00
544-500386	Meals - Home Delivered	2017	\$152,570.00		\$152,570.00
512-500352	Transportation of Clients	2018	\$204,980.00	\$10,249.00	\$215,229.00
541-500383	Meals - Congregate	2018	\$155,732.50	\$7,928.20	\$163,660.70
544-500386	Meals - Home Delivered	2018	\$305,140.00	\$15,534.40	\$320,674.40
512-500352	Transportation of Clients	2019	\$51,245.00	\$163,984.00	\$215,229.00
541-500383	Meals - Congregate	2019	\$38,934.50	\$124,726.20	\$163,660.70
544-500386	Meals - Home Delivered	2019	\$76,285.00	\$244,389.40	\$320,674.40
		<b>Subtotal</b>	<b>\$1,165,246.00</b>	<b>\$566,811.20</b>	<b>\$1,732,057.20</b>



**VNA at HCS (Vendor #177274)**

Class/Account	Class Title	SFY	Current Budget	Increase/ (Decrease)	Modified Budget
512-500352	Transportation of Clients	2017	\$28,985.10		\$28,985.10
541-500383	Meals - Congregate	2017	\$73,276.50		\$73,276.50
544-500386	Meals - Home Delivered	2017	\$118,745.00		\$118,745.00
512-500352	Transportation of Clients	2018	\$57,946.50	\$2,909.55	\$60,856.05
541-500383	Meals - Congregate	2018	\$146,547.50	\$7,460.60	\$154,008.10
544-500386	Meals - Home Delivered	2018	\$237,484.50	\$12,090.12	\$249,574.62
512-500352	Transportation of Clients	2019	\$14,480.70	\$46,375.35	\$60,856.05
541-500383	Meals - Congregate	2019	\$36,635.50	\$117,372.60	\$154,008.10
544-500386	Meals - Home Delivered	2019	\$59,372.50	\$190,202.12	\$249,574.62
		<b>Subtotal</b>	<b>\$773,473.80</b>	<b>\$376,410.34</b>	<b>\$1,149,884.14</b>

**05-95-48-481010-7872 Summary for All Vendors**

Class/Account	Class Title	SFY	Current Budget	(Decrease)	Modified Budget
512-500352	Transportation of Clients	2017	\$747,704.30	\$0.00	\$747,704.30
541-500383	Meals - Congregate	2017	\$1,011,318.00	\$0.00	\$1,011,318.00
544-500386	Meals - Home Delivered	2017	\$1,981,325.50	\$0.00	\$1,981,325.50
512-500352	Transportation of Clients	2018	\$1,495,316.70	\$74,995.26	\$1,570,311.96
541-500383	Meals - Congregate	2018	\$2,022,608.50	(\$29,970.84)	\$1,992,637.66
544-500386	Meals - Home Delivered	2018	\$3,962,640.00	\$334,674.40	\$4,297,314.40
512-500352	Transportation of Clients	2019	\$373,816.60	\$1,196,495.36	\$1,570,311.96
541-500383	Meals - Congregate	2019	\$505,659.00	\$1,486,978.66	\$1,992,637.66
544-500386	Meals - Home Delivered	2019	\$990,671.00	\$3,306,643.40	\$4,297,314.40
		<b>Subtotal</b>	<b>\$13,091,059.60</b>	<b>\$6,369,816.24</b>	<b>\$19,460,875.84</b>

**05-95-48-481010-9255 HEALTH AND SOCIAL SERVICES, DEPT OF HEALTH AND HUMAN SVS, HHS:  
ELDERLY AND ADULT SERVICES, GRANTS TO LOCALS, SOCIAL SERVICE BLOCK GRANT (57% Federal  
Funds, 43% General Funds)**

**Community Action Program Belknap-Merrimack Counties, Inc. (Vendor #177203)**

Class/Account	Class Title	SFY	Current Budget	(Decrease)	Modified Budget
544-500386	Meals Home Delivered	2017	\$252,961.50		\$252,961.50
544-500386	Meals Home Delivered	2018	\$505,923.00	\$25,756.08	\$531,679.08
544-500386	Meals Home Delivered	2019	\$126,483.50	\$405,195.58	\$531,679.08
		<b>Subtotal</b>	<b>\$885,368.00</b>	<b>\$430,951.66</b>	<b>\$1,316,319.66</b>

**Easter Seals New Hampshire, Inc. (Vendor # 177204)**

Class/Account	Class Title	SFY	Current Budget	(Decrease)	Modified Budget
544-500386	Meals Home Delivered	2017			
544-500386	Meals Home Delivered	2018			
544-500386	Meals Home Delivered	2019			
		<b>Subtotal</b>	<b>\$0.00</b>	<b>\$0.00</b>	<b>\$0.00</b>

**Gibson Center for Senior Services (Vendor #155344)**

Class/Account	Class Title	SFY	Current Budget	(Decrease)	Modified Budget
544-500386	Meals Home Delivered	2017	\$19,701.00		\$19,701.00
544-500386	Meals Home Delivered	2018	\$39,396.50	\$2,005.64	\$41,402.14
544-500386	Meals Home Delivered	2019	\$9,850.50	\$31,551.64	\$41,402.14
		<b>Subtotal</b>	<b>\$68,948.00</b>	<b>\$33,557.28</b>	<b>\$102,505.28</b>

**Grafton County Senior Citizens Council, Inc. (Vendor # 177675)**

Class/Account	Class Title	SFY	Current Budget	(Decrease)	Modified Budget
544-500386	Meals Home Delivered	2017	\$144,419.00		\$144,419.00
544-500386	Meals Home Delivered	2018	\$288,832.50	\$14,704.20	\$303,536.70
544-500386	Meals Home Delivered	2019	\$72,209.50	\$231,327.20	\$303,536.70
		<b>Subtotal</b>	<b>\$505,461.00</b>	<b>\$246,031.40</b>	<b>\$751,492.40</b>

**Greater Wakefield Nutrition and Transportation. (Vendor # 158408)**

Class/Account	Class Title	SFY	Current Budget	Increase/ (Decrease)	Modified Budget
544-500386	Meals Home Delivered	2017			
544-500386	Meals Home Delivered	2018			
544-500386	Meals Home Delivered	2019			
		<b>Subtotal</b>	<b>\$0.00</b>	<b>\$0.00</b>	<b>\$0.00</b>

**Lamprey Health Care (Vendor #177677)**

Class/Account	Class Title	SFY	Current Budget	Increase/ (Decrease)	Modified Budget
544-500386	Meals Home Delivered	2017			
544-500386	Meals Home Delivered	2018			
544-500386	Meals Home Delivered	2019			
		<b>Subtotal</b>	<b>\$0.00</b>	<b>\$0.00</b>	<b>\$0.00</b>

**Newport Senior Center (Vendor #177250)**

Class/Account	Class Title	SFY	Current Budget	(Decrease)	Modified Budget
544-500386	Meals Home Delivered	2017	\$119,597.50		\$119,597.50
544-500386	Meals Home Delivered	2018	\$239,195.00	\$12,177.20	\$251,372.20
544-500386	Meals Home Delivered	2019	\$59,801.50	\$191,570.70	\$251,372.20
		<b>Subtotal</b>	<b>\$418,594.00</b>	<b>\$203,747.90</b>	<b>\$622,341.90</b>

**Ossipee Concerned Citizens (Vendor #170158)**

Class/Account	Class Title	SFY	Current Budget	Increase/ (Decrease)	Modified Budget
544-500386	Meals Home Delivered	2017	\$78,589.50		\$78,589.50
544-500386	Meals Home Delivered	2018	\$157,173.50	\$8,001.56	\$165,175.06
544-500386	Meals Home Delivered	2019	\$39,292.00	\$125,883.06	\$165,175.06
		<b>Subtotal</b>	<b>\$275,055.00</b>	<b>\$133,884.62</b>	<b>\$408,939.62</b>

**Rockingham Nutrition MOW (Vendor #155197)**

Class/Account	Class Title	SFY	Current Budget	Increase/ (Decrease)	Modified Budget
544-500386	Meals Home Delivered	2017	\$273,306.00		\$273,306.00
544-500386	Meals Home Delivered	2018	\$546,612.00	\$27,827.52	\$574,439.52
544-500386	Meals Home Delivered	2019	\$136,653.00	\$437,786.52	\$574,439.52
		<b>Subtotal</b>	<b>\$956,571.00</b>	<b>\$465,614.04</b>	<b>\$1,422,185.04</b>

**St Joseph Community Services (Vendor #155093)**

Class/Account	Class Title	SFY	Current Budget	Increase/ (Decrease)	Modified Budget
544-500386	Meals Home Delivered	2017	\$182,479.00		\$182,479.00
544-500386	Meals Home Delivered	2018	\$364,952.50	\$18,579.40	\$383,531.90
544-500386	Meals Home Delivered	2019	\$91,239.50	\$292,292.40	\$383,531.90
		<b>Subtotal</b>	<b>\$638,671.00</b>	<b>\$310,871.80</b>	<b>\$949,542.80</b>

**Southwestern Community Services (Vendor #177511)**

Class/Account	Class Title	SFY	Current Budget	Increase/ (Decrease)	Modified Budget
544-500386	Meals Home Delivered	2017			
544-500386	Meals Home Delivered	2018			
544-500386	Meals Home Delivered	2019			
		<b>Subtotal</b>	<b>\$0.00</b>	<b>\$0.00</b>	<b>\$0.00</b>

**Community Action Partnership of Strafford County (Vendor #177200)**

Class/Account	Class Title	SFY	Current Budget	Increase/ (Decrease)	Modified Budget
544-500386	Meals Home Delivered	2017			
544-500386	Meals Home Delivered	2018			
544-500386	Meals Home Delivered	2019			
		<b>Subtotal</b>	<b>\$0.00</b>	<b>\$0.00</b>	<b>\$0.00</b>

**Strafford Nutrition MOW (Vendor # TBD)**

Class/Account	Class Title	SFY	Current Budget	Increase/ (Decrease)	Modified Budget
544-500386	Meals Home Delivered	2017	\$63,965.00		\$63,965.00
544-500386	Meals Home Delivered	2018	\$127,930.00	\$6,512.80	\$134,442.80
544-500386	Meals Home Delivered	2019	\$31,982.50	\$102,460.30	\$134,442.80
		<b>Subtotal</b>	<b>\$223,877.50</b>	<b>\$108,973.10</b>	<b>\$332,850.60</b>

**Tri-County Community Action Program (Vendor #177195)**

Class/Account	Class Title	SFY	Current Budget	Increase/ (Decrease)	Modified Budget
544-500386	Meals Home Delivered	2017	\$68,205.50		\$68,205.50
544-500386	Meals Home Delivered	2018	\$136,405.50	\$6,944.28	\$143,349.78
544-500386	Meals Home Delivered	2019	\$34,100.00	\$109,249.78	\$143,349.78
		<b>Subtotal</b>	<b>\$238,711.00</b>	<b>\$116,194.06</b>	<b>\$354,905.06</b>

**VNA at HCS (Vendor #177274)**

Class/Account	Class Title	SFY	Current Budget	Increase/ (Decrease)	Modified Budget
544-500386	Meals Home Delivered	2017	\$104,450.50		\$104,450.50
544-500386	Meals Home Delivered	2018	\$208,901.00	\$10,634.96	\$219,535.96
544-500386	Meals Home Delivered	2019	\$52,228.00	\$167,307.96	\$219,535.96
		<b>Subtotal</b>	<b>\$365,579.50</b>	<b>\$177,942.92</b>	<b>\$543,522.42</b>

**05-95-48-481010-9255 Summary for All Vendors**

Class/Account	Class Title	SFY	Current Budget	Increase/ (Decrease)	Modified Budget
544-500386	Meals Home Delivered	2017	\$1,307,674.50	\$0.00	\$1,307,674.50
544-500386	Meals Home Delivered	2018	\$2,615,321.50	\$133,143.64	\$2,748,465.14
544-500386	Meals Home Delivered	2019	\$653,840.00	\$2,094,625.14	\$2,748,465.14
		<b>Subtotal</b>	<b>\$4,576,836.00</b>	<b>\$2,227,768.78</b>	<b>\$6,804,604.78</b>

**Summary by Vendor by Year**

**Community Action Program Belknap-Merrimack Counties, Inc. (Vendor #177203)**

		SFY	Current Budget	Increase/ (Decrease)	Modified Budget
		2017	\$875,931.10	\$0.00	\$875,931.10
		2018	\$1,751,856.70	\$89,011.44	\$1,840,868.14
		2019	\$437,968.30	\$1,402,899.84	\$1,840,868.14
		<b>Subtotal</b>	<b>\$3,065,756.10</b>	<b>\$1,491,911.28</b>	<b>\$4,557,667.38</b>

**Easter Seals New Hampshire, Inc. (Vendor # 177204)**

		SFY	Current Budget	Increase/ (Decrease)	Modified Budget
		2017	\$53,893.80	\$0.00	\$53,893.80
		2018	\$107,787.60	\$5,412.12	\$113,199.72
		2019	\$26,946.90	\$86,252.82	\$113,199.72
		<b>Subtotal</b>	<b>\$188,628.30</b>	<b>\$91,664.94</b>	<b>\$280,293.24</b>

**Gibson Center for Senior Services (Vendor #155344)**

		SFY	Current Budget	Increase/ (Decrease)	Modified Budget
		2017	\$144,696.90	\$0.00	\$144,696.90
		2018	\$289,359.10	\$14,713.09	\$304,072.19
		2019	\$72,345.70	\$231,726.49	\$304,072.19
		<b>Subtotal</b>	<b>\$506,401.70</b>	<b>\$246,439.58</b>	<b>\$752,841.28</b>

**Grafton County Senior Citizens Council, Inc. (Vendor # 177675)**

		SFY	Current Budget	Increase/ (Decrease)	Modified Budget
		2017	\$676,243.40	\$0.00	\$676,243.40
		2018	\$1,352,457.60	\$68,596.71	\$1,421,054.31
		2019	\$338,112.60	\$1,082,941.71	\$1,421,054.31
		<b>Subtotal</b>	<b>\$2,366,813.60</b>	<b>\$1,151,538.42</b>	<b>\$3,518,352.02</b>

**Greater Wakefield Nutrition and Transportation (Vendor # 158408)**

		SFY	Current Budget	Increase/ (Decrease)	Modified Budget
		2017	\$8,800.00	\$0.00	\$8,800.00
		2018	\$17,600.00	\$896.00	\$18,496.00
		2019	\$4,400.00	\$14,096.00	\$18,496.00
		<b>Subtotal</b>	<b>\$30,800.00</b>	<b>\$14,992.00</b>	<b>\$45,792.00</b>

**Lamprey Health Care (Vendor #177677)**

		SFY	Current Budget	Increase/ (Decrease)	Modified Budget
		2017	\$33,872.80	\$0.00	\$33,872.80
		2018	\$67,745.60	\$3,387.28	\$71,132.88
		2019	\$16,941.60	\$54,191.28	\$71,132.88
		<b>Subtotal</b>	<b>\$118,560.00</b>	<b>\$57,578.56</b>	<b>\$176,138.56</b>

**Newport Senior Center (Vendor #177250)**

		SFY	Current Budget	Increase/ (Decrease)	Modified Budget
		2017	\$363,643.80		\$363,643.80
		2018	\$727,282.10	\$36,971.20	\$764,253.30
		2019	\$181,827.40	\$582,425.90	\$764,253.30
		<b>Subtotal</b>	<b>\$1,272,753.30</b>	<b>\$619,397.10</b>	<b>\$1,892,150.40</b>

**Ossipee Concerned Citizens (Vendor #170158)**

		SFY	Current Budget	Increase/ (Decrease)	Modified Budget
		2017	\$213,224.00	\$0.00	\$213,224.00
		2018	\$426,442.50	\$21,709.80	\$448,152.30
		2019	\$106,612.00	\$341,540.30	\$448,152.30
		<b>Subtotal</b>	<b>\$746,278.50</b>	<b>\$363,250.10</b>	<b>\$1,109,528.60</b>

**Rockingham Nutrition MOW (Vendor #155197)**

		SFY	Current Budget	Increase/ (Decrease)	Modified Budget
		2017	\$819,737.00	\$0.00	\$819,737.00
		2018	\$1,639,463.60	\$83,318.81	\$1,722,782.41
		2019	\$409,863.30	\$1,312,919.11	\$1,722,782.41
		<b>Subtotal</b>	<b>\$2,869,063.90</b>	<b>\$1,396,237.92</b>	<b>\$4,265,301.82</b>

**St Joseph Community Services (Vendor #155093)**

		SFY	Current Budget	Increase/ (Decrease)	Modified Budget
		2017	\$856,915.10	\$0.00	\$856,915.10
		2018	\$1,713,814.30	\$87,203.28	\$1,801,017.58
		2019	\$428,460.30	\$1,372,557.28	\$1,801,017.58
		<b>Subtotal</b>	<b>\$2,999,189.70</b>	<b>\$1,459,760.56</b>	<b>\$4,458,950.26</b>

**Southwestern Community Services (Vendor #177511)**

		SFY	Current Budget	Increase/ (Decrease)	Modified Budget
		2017	\$33,440.70	\$0.00	\$33,440.70
		2018	\$66,881.40	\$3,358.18	\$70,239.58
		2019	\$16,708.50	\$53,531.08	\$70,239.58
		<b>Subtotal</b>	<b>\$117,030.60</b>	<b>\$56,889.26</b>	<b>\$173,919.86</b>

**Community Action Partnership of Strafford County (Vendor #177200)**

		SFY	Current Budget	Increase/ (Decrease)	Modified Budget
		2017	\$19,860.60	\$0.00	\$19,860.60
		2018	\$39,721.20	\$1,994.44	\$41,715.64
		2019	\$9,930.30	\$31,785.34	\$41,715.64
		<b>Subtotal</b>	<b>\$69,512.10</b>	<b>\$33,779.78</b>	<b>\$103,291.88</b>

**Strafford Nutrition MOW (Vendor # 260818)**

		SFY	Current Budget	Increase/ (Decrease)	Modified Budget
		2017	\$221,171.50	\$0.00	\$221,171.50
		2018	\$442,337.50	\$22,519.00	\$464,856.50
		2019	\$110,588.50	\$354,268.00	\$464,856.50
		<b>Subtotal</b>	<b>\$774,097.50</b>	<b>\$376,787.00</b>	<b>\$1,150,884.50</b>

**Tri-County Community Action Program (Vendor #177195)**

		SFY	Current Budget	Increase/ (Decrease)	Modified Budget
		2017	\$401,134.50	\$0.00	\$401,134.50
		2018	\$802,258.00	\$40,655.88	\$842,913.88
		2019	\$200,564.50	\$642,349.38	\$842,913.88
		<b>Subtotal</b>	<b>\$1,403,957.00</b>	<b>\$683,005.26</b>	<b>\$2,086,962.26</b>

**VNA at HCS (Vendor #177274)**

		SFY	Current Budget	Increase/ (Decrease)	Modified Budget
		2017	\$325,457.10	\$0.00	\$325,457.10
		2018	\$650,879.50	\$33,095.23	\$683,974.73
		2019	\$162,716.70	\$521,258.03	\$683,974.73
		<b>Subtotal</b>	<b>\$1,139,053.30</b>	<b>\$554,353.26</b>	<b>\$1,693,406.56</b>

**Summary for All Vendors by Year**

	SFY	Current Budget	(Decrease)	Modified Budget
2017		\$5,048,022.30	\$0.00	\$5,048,022.30
2018		\$10,095,886.70	\$512,842.46	\$10,608,729.16
2019		\$2,523,986.60	\$8,084,742.56	\$10,608,729.16
Total		\$17,667,895.60	\$8,597,585.02	\$26,265,480.62

Class/Account	Class Title	SFY	Current Budget	Increase/ (Decrease)	Modified Budget
7872-512-500352	Transportation of Clients	2017	\$747,704.30	\$0.00	\$747,704.30
7872-541-500383	Meals - Congregate	2017	\$1,011,318.00	\$0.00	\$1,011,318.00
7872-544-500386	Meals - Home Delivered	2017	\$1,981,325.50	\$0.00	\$1,981,325.50
7872-512-500352	Transportation of Clients	2018	\$1,495,316.70	\$74,995.26	\$1,570,311.96
7872-541-500383	Meals - Congregate	2018	\$2,022,608.50	(\$29,970.84)	\$1,992,637.66
7872-544-500386	Meals - Home Delivered	2018	\$3,962,640.00	\$334,674.40	\$4,297,314.40
7872-512-500352	Transportation of Clients	2019	\$373,816.60	\$1,196,495.36	\$1,570,311.96
7872-541-500383	Meals - Congregate	2019	\$505,659.00	\$1,486,978.66	\$1,992,637.66
7872-544-500386	Meals - Home Delivered	2019	\$990,671.00	\$3,306,643.40	\$4,297,314.40
9255-544-500386	Meals Home Delivered	2017	\$1,307,674.50	\$0.00	\$1,307,674.50
9255-544-500386	Meals Home Delivered	2018	\$2,615,321.50	\$133,143.64	\$2,748,465.14
9255-544-500386	Meals Home Delivered	2019	\$653,840.00	\$2,094,625.14	\$2,748,465.14
		Total	\$17,667,895.60	\$8,597,585.02	\$26,265,480.62

7872-512-500352	Transportation of Clients	all	\$2,616,837.60	\$1,271,490.62	\$3,888,328.22
7872-541-500383	Meals - Congregate	all	\$3,539,585.50	\$1,457,007.82	\$4,996,593.32
7872-544-500386	Meals - Home Delivered	all	\$6,934,636.50	\$3,641,317.80	\$10,575,954.30
9255-544-500386	Meals Home Delivered	all	\$4,576,836.00	\$2,227,768.78	\$6,804,604.78
		Total	\$17,667,895.60	\$8,597,585.02	\$26,265,480.62



Grand Total SFY17	2017	\$5,048,022.30	\$0.00	\$5,048,022.30
Grand Total SFY18	2018	\$10,095,886.70	\$512,842.46	\$10,608,729.16
Grand Total SFY19	2019	\$2,523,986.60	\$8,084,742.56	\$10,608,729.16
Total Contract		\$17,667,895.60	\$8,597,585.02	\$26,265,480.62



Jeffrey A. Meyers  
Commissioner

Maureen U. Ryan  
Director of Human  
Services

STATE OF NEW HAMPSHIRE  
DEPARTMENT OF HEALTH AND HUMAN SERVICES  
OFFICE OF HUMAN SERVICES  
BUREAU OF ELDERLY & ADULT SERVICES

129 PLEASANT STREET, CONCORD, NH 03301-3857  
603-271-9203 1-800-351-1888  
Fax: 603-271-4643 TDD Access: 1-800-736-2964 www.dhhs.nh.gov

April 17, 2017

His Excellency, Governor Christopher T. Sununu  
and the Honorable Council  
State House  
Concord, NH 03301

**REQUESTED ACTION**

Authorize the Department of Health and Human Services, Office of Human Services, Bureau of Elderly and Adult Services, to retroactively amend an existing contract with Rockingham Nutrition Meals on Wheels (Vendor ID # 155197) located at 106 North Road, Brentwood, NH 03833, to change the transportation service rate within the price limitation for the provision of Nutrition and/or Transportation Services effective upon Governor and Executive Council Approval. There is no change to the price limitation of \$2,869,063.90 and no change to the completion date of September 30, 2018. The original agreement was approved by Governor and Executive Council on December 21, 2016 (Item # 15). 54% Federal Funds, 46% General Funds.

Funds to support this request are available in State Fiscal Year 2017 and are anticipated to be available for State Fiscal Year 2018 and 2019 upon the availability and continued appropriation of funds in the future operating budget, with the ability to adjust encumbrances between State Fiscal Years through the Budget Office, if needed and justified.

05-95-48-481010-7872 HEALTH AND SOCIAL SERVICES, DEPT OF HEALTH AND HUMAN SVS,  
HHS: ELDERLY AND ADULT SERVICES, GRANTS TO LOCALS, ADM ON AGING GRANTS (57%  
Federal Funds; 43% General Funds)

SFY	Class/ Account	Class Title	Current Budget
2017	512-500352	Transportation of Clients	\$90,844.00
2017	541-500383	Meals - Congregate	\$123,750.00
2017	544-500386	Meals - Home Delivered	\$331,837.00
2018	512-500352	Transportation of Clients	\$181,677.60
2018	541-500383	Meals - Congregate	\$247,500.00
2018	544-500386	Meals - Home Delivered	\$663,674.00
2019	512-500352	Transportation of Clients	\$45,416.80
2019	541-500383	Meals - Congregate	\$61,875.00
2019	544-500386	Meals - Home Delivered	\$165,918.50
		Subtotal	\$1,912,492.90

**05-95-48-481010-9255 HEALTH AND SOCIAL SERVICES, DEPT OF HEALTH AND HUMAN SVS,  
HHS: ELDERLY AND ADULT SERVICES, GRANTS TO LOCALS, SOCIAL SERVICE BLOCK  
GRANT (44.79% Federal Funds; 55.21% General Funds)**

	Class/Account	Class Title	Current Budget
SFY	544-500386	Meals Home Delivered	\$273,306.00
2017	544-500386	Meals Home Delivered	\$546,612.00
2018	544-500386	Meals Home Delivered	\$136,653.00
2019		<b>Subtotal</b>	<b>\$956,571.00</b>
		<b>Total</b>	<b>\$2,869,063.90</b>

**EXPLANATION**

The purpose of this amendment is to request a retroactive change to the transportation service rate for Rockingham Nutrition Meals on Wheels from \$10.40 to \$23.70, while reducing the total number of rides anticipated, with no change to the price limitation. Transportation Services support older, isolated and frail adults ages sixty (60) and older in the community by assisting them to continue living as independently as possible, safely, and with dignity.

Effective January 1, 2017, the Bureau of Elderly and Adult Services implemented a new rate structure for contracted transportation agencies without increasing the total amount of funding available for transportation. The new rate structure is intended to reimburse contract agencies at a rate that is more aligned with their costs for providing these services in their geographic areas. The rate change is being made to correct an incorrect rate allocated to the agency. The current rate was based on the agency's geographic headquarters in southern New Hampshire and currently does not account for the large rural areas served by the agency. In addition, the agency had requested fewer transportation units in its proposal than were assigned in the currently effective contract. The request is retroactive to the beginning of the contract, January 1, 2017, to account for the error. It is projected that the increase in rates will support the additional costs of serving clients in more rural areas and will ensure that clients are able to receive needed transportation services.

Transportation Services includes transporting individuals in a vehicle to and from an individual's home for medical appointments, grocery shopping and errands, and to community facilities and programs that promote independent living and socialization. Vehicles used for transportation services are registered and inspected in accordance to the State Department of Transportation and Department of Safety regulations. All drivers providing transportation services are licensed in accordance with NH Administrative Rule, Saf-C 1000, drivers licensing and Saf-C 1800, commercial drivers licensing, as applicable. The services the vendors provide support individuals ages sixty (60) and older or individuals with a disability or chronic illness. Services are designed to assist low income participants, including the elderly poor.

The contracts were competitively bid. The Department of Health and Human Services issued a Request for Application on August 10, 2016. Sixteen (16) applications were received. The proposals were evaluated by a team of Department of Health and Human Services employees with knowledge of the program requirements. Sixteen (16) contracts were approved by the Governor and Executive Council. These agreements include renewal options for up to two (2) years, contingent upon the provision of satisfactory services, continued funding, and Governor and Executive Council approval.

Should the Governor and Executive Council not approve this request, the funding rate assigned to the contractor will hamper the contractor's ability to provide transportation services.

His Excellency, Governor Christopher T. Sununu  
and the Honorable Council  
Page 3 of 3

Area served:       Statewide

Source of Funds: 46% General Funds

54% Federal Funds: CFDA # 93.044 US Department of Health & Human Services, Administration for Community Living, Older Americans Act Title III, Grants for State and Community Programs on Aging - Title III-B (FAIN # 17AANHT3SS); #93.045 US Department of Health & Human Services, Administration for Community Living, Older Americans Act Title III, Grants for State and Community Programs on Aging - Title III-C-1 (FAIN # 17AANHT3CM); CFDA # 93.045 US Department of Health & Human Services, Administration for Community Living, Older Americans Act Title III, Grants for State and Community Programs on Aging - Title III-C-2 (FAIN # 17AANHT3HD); CFDA # 93.667 United States Department of Health and Human Services, Administration for Children and Families, Social Services Block Grant


In the event that the Federal Funds become no longer available, General Funds will not be requested to support this program.

Respectfully submitted,



Maureen L. Ryan  
Director of Human Services

Approved by:



Jeffrey A. Meyers  
Commissioner



Jeffrey A. Meyers  
Commissioner

Maura U. Ryan  
Director of Human  
Services

STATE OF NEW HAMPSHIRE  
DEPARTMENT OF HEALTH AND HUMAN SERVICES  
OFFICE OF HUMAN SERVICES  
BUREAU OF ELDERLY & ADULT SERVICES

119 PLEASANT STREET, CONCORD, NH 03301-3857  
603-271-9203 1-800-351-1888  
Fax: 603-271-4643 TDD Access: 1-800-736-2964 www.dhhs.nh.gov

November 21, 2016

Her Excellency, Governor Margaret Wood Hassan  
and the Honorable Council  
State House  
Concord, NH 03301

REQUESTED ACTION

Authorize the Department of Health and Human Services, Office of Human Services, Bureau of Elderly and Adult Services, to enter into contracts with the vendors listed below, for the provision of Nutrition and/or Transportation Services; in an amount not to exceed \$17,667,902 effective January 1, 2017, or approval of the Governor and Executive Council, whichever is later, through September 30, 2018. 46% General Funds/54% Federal Funds.

Vendor Name	Vendor	Location	Current Budget
Community Action Partnership of Strafford County	177200	Dover	\$69,513
Community Action Program Belknap-Merrimack Counties, Inc.	177203	Concord	\$3,065,757
Easter Seals New Hampshire, Inc.	177204	Manchester	\$188,629
Grafton County Senior Citizens Council, Inc.	177675	Lebanon	\$2,366,814
Greater Wakefield Resource Center	TBD	Union	\$30,800
Lamprey Health Care	177677	Newmarket	\$118,560
Newport Senior Center	177250	Newport	\$1,272,754
Ossipee Concerned Citizens	170158	Center Ossipee	\$746,278
Rockingham Nutrition Meals on Wheels	155197	Brentwood	\$2,869,064
St Joseph Community Services	155093	Merrimack	\$2,999,190
Strafford Nutrition MOW	260818	Somersworth	\$774,098
Southwestern Community Services	TBD	Keene	\$117,031
The Gibson Center for Senior Services	155344	North Conway	\$506,402
Tri-County Community Action Program	TBD	Berlin	\$1,403,957
VNA at HCS	177274	Keene, NH	\$1,139,054
		Total:	\$17,667,902

Funds to support this request are anticipated to be available in the following accounts in State Fiscal Years 2017 and are anticipated to be available for State Fiscal Year 2018, and 2019 upon the availability and continued appropriation of funds in the future operating budget, with the ability to adjust encumbrances between State Fiscal Years through the Budget Office, if needed and justified.

See Attached Fiscal Details

#### EXPLANATION

The purpose of this request is to provide Nutrition and Transportation Services to support older, isolated and frail adults in order to assist them to continue living as independently as possible, safely, and with dignity. Notwithstanding any other provision of the Contract to the contrary, no services shall continue after June 30, 2017 and the Department shall not be liable for any payments for services provided after June 30, 2017 unless and until an appropriation for these services has been received from the state legislature and funds encumbered for the SFY 2018-2019 biennium.

Nutrition Services are comprised of home delivered and/or congregate meals. Selected vendors will deliver meals to eligible individuals who are homebound and unable to prepare their own meals, or who are temporarily homebound due to recovery from illness or injury. Each delivered meal includes at least one-third (1/3) of the recommended daily allowance established by the Food and Nutrition Board of the Institute of Medicine for the National Academy of Sciences, as well as the dietary guidelines for Americans issued by the Secretaries of Departments of Health and Human Services and Agriculture. The vendors will prepare meals, to the extent possible, that incorporate special dietary needs/preferences of client, including recommendations from clients' licensed practitioners.

Congregate meals are meals provided in community settings, where individuals travel to a specific site to share a meal with other individuals. The vendors will ensure each meal includes a minimum of one-third (1/3) of the recommended daily allowance established by the Food and Nutrition Board of the Institute of Medicine for the National Academy of Sciences, as well as the dietary guidelines for Americans issued by the Secretaries of the Departments of Health and Human Services and Agriculture. The vendors will prepare meals, to the extent possible, that incorporate special dietary needs/preferences of client, including recommendations from clients' licensed practitioners.

Transportation Services include providing transportation to individuals in a vehicle to and from an individual's home for medical appointments, grocery shopping and errands, and to community facilities and programs that promote independent living and socialization. Vehicles used for transportation services are registered and inspected in accordance to the State Department of Transportation and Department of Safety regulations. All drivers providing transportation services are licensed in accordance with NH Administrative Rule, Saf-C 1000; drivers licensing and Saf-C 1800, commercial drivers licensing, as applicable.

Vendors for contracted services will assist individuals in accessing the aforementioned services by accepting applications for services either directly from clients or through referrals received. Additionally, vendors will assist clients with obtaining other services that may be of assistance to clients, as appropriate.

The services the vendors provide support individuals ages sixty (60) and older or individuals with a disability or chronic illness and are targeted toward low income participants. Nutrition and Transportation Services support eligible adults to live as independently as possible, safely, and with dignity.

The contracts were competitively bid. The Department of Health and Human Services issued a Request for Application on August 10, 2016. Sixteen (16) applications were received. These agreements include renewal options for up to 2 years contingent upon the provision of satisfactory services, continued funding and Governor and Executive Council approval.

Her Excellency, Governor Margaret Wood Hassan  
and the Honorable Council  
Page 3 of 3

The proposals were evaluated by a team of Department of Health and Human Services employees with knowledge of the program requirements. The team also included staff with significant business and management expertise.

Selected vendors will ensure clients served meet eligibility requirements for services and each vendor has identified and clients who will receive services; and ensure clients have access to appropriate services.


Should the Governor and Executive Council not approve this request, funding to community programs, statewide, would be significantly impacted. Limiting funding at the community level will negatively impact home-bound individuals in the state and potentially reduce their ability to stay in their home environment. Limited funding would also reduce the mobility of individuals who require transportation in order to travel to and from community locations.

Area served: Statewide

Source of Funds: 46% General Funds


54% Federal Funds: CFDA # 93.044 US Department of Health & Human Services, Administration for Community Living, Older Americans Act Title III, Grants for State and Community Programs on Aging - Title IIIB (FAIN # 17AANHT3SS); #93.045 US Department of Health & Human Services, Administration for Community Living, Older Americans Act Title III, Grants for State and Community Programs on Aging - Title IIIC-1 (FAIN # 17AANHT3CM); CFDA # 93.045 US Department of Health & Human Services, Administration for Community Living, Older Americans Act Title III, Grants for State and Community Programs on Aging - Title IIIC-2 (FAIN # 17AANHT3HD); CFDA # 93.667 United States Department of Health and Human Services, Administration for Children and Families, Social Services Block Grant

Respectfully submitted,



Maureen U. Ryan  
Director of Human Services

Approved by:



Jeffrey A. Meyers  
Commissioner



**New Hampshire Department of Health and Human Services  
Office of Business Operations  
Contracts & Procurement Unit  
Summary Scoring Sheet**

**Nutrition and Transportation Services**

**RFA-2017-BEAS-06-NUTRI**

RFA Name

RFA Number

Bidder Name

1. CAP Belknap-Merrimack Counties, Inc.
2. CAP Strafford County
3. Easter Seals NH
4. Grafton County Senior Citizens Council, Inc.
5. Greater Wakefield Resource Center
6. Lamprey Health Care
7. Nashua Transit System
8. Newport Senior Center, Inc.
9. Ossipee Concerned Citizens, Inc.
10. Rockingham Nutrition Meals on Wheels
11. St. Joseph Community Services, Inc.

Pass/Fail	Maximum Points	Actual Points
	150	150
	150	105
	150	142
	150	150
	150	105
	150	150
	150	135
	150	130
	150	125
	150	150
	150	145

Reviewer Names

1. Tracey Tarr, Administrator II,  
Elderly & Adult Svcs. DHHS
2. Jean Crouch, Supervisor VII,  
DEAS
3. Wendy Aultman, Administrator I  
DEAS
4. \_\_\_\_\_
5. \_\_\_\_\_
6. \_\_\_\_\_
7. \_\_\_\_\_
8. \_\_\_\_\_
9. \_\_\_\_\_



12	Stafford Nutrition Meals on Wheels	
13	The Gibson Center for Senior Services, Inc	
14	Tri County CAP, Inc.	
15	VNA at HCS	
16	Southwestern Community Services	
17		0
18		0
19		0
20		0

	150	135
	150	150
	150	150
	150	150
	150	0
	150	120
	150	130
	150	150
	150	150
	150	0

**FINANCIAL DETAIL ATTACHMENT SHEET**

**05-95-48-481010-7872 HEALTH AND SOCIAL SERVICES, DEPT OF HEALTH AND HUMAN SVS, HMS: ELDERLY AND ADULT SERVICES, GRANTS TO LOCALS, ADM ON AGING GRANTS (57% Federal Funds; 43% General Funds)**

**Community Action Program Belknap-Merrimack Counties, Inc. (Vendor #177203)**

Class/Account	Class Title	State Fiscal Year	Current Budget
512-500352	Transportation of Clients	2017	\$124,814.60
541-500383	Meals - Congregate	2017	\$163,887.50
544-500386	Meals - Home Delivered	2017	\$334,757.50
512-500352	Transportation of Clients	2018	\$249,226.20
541-500383	Meals - Congregate	2018	\$327,169.50
544-500386	Meals - Home Delivered	2018	\$689,615.00
512-500352	Transportation of Clients	2019	\$251,362,307.50
541-500383	Meals - Congregate	2019	\$355,161,796.00
544-500386	Meals - Home Delivered	2019	\$187,381.60
	<b>Subtotal</b>		<b>\$2,180,366.10</b>

**Easter Seals New Hampshire, Inc. (Vendor # 177204)**

Class/Account	Class Title	State Fiscal Year	Current Budget
512-500352	Transportation of Clients	2017	\$53,893.60
541-500383	Meals - Congregate	2017	\$5,121.50
544-500386	Meals - Home Delivered	2017	\$2,701.50
512-500352	Transportation of Clients	2018	\$107,787.60
541-500383	Meals - Congregate	2018	
544-500386	Meals - Home Delivered	2018	
512-500352	Transportation of Clients	2019	\$28,948.90
541-500383	Meals - Congregate	2019	
544-500386	Meals - Home Delivered	2019	
	<b>Subtotal</b>		<b>\$188,628.30</b>

Gibson Center for Senior Services (Vendor #155344)

Class/Account	Class Title	State Fiscal Year	Current Budget
512-500352	Transportation of Clients	2017	\$12,645.40
541-500383	Meals - Congregate	2017	\$48,780.00
544-500386	Meals - Home Delivered	2017	\$25,400.00
512-500352	Transportation of Clients	2018	\$25,667.10
541-500383	Meals - Congregate	2018	\$5,600.00
544-500386	Meals - Home Delivered	2018	\$130,708.80
512-500352	Transportation of Clients	2019	\$6,422.70
541-500383	Meals - Congregate	2019	\$37,600.00
544-500386	Meals - Home Delivered	2019	\$37,600.00
	Subtotal		\$437,453.70

Grafton County Senior Citizens Council, Inc. (Vendor # 177676)

Class/Account	Class Title	State Fiscal Year	Current Budget
512-500352	Transportation of Clients	2017	\$1,881,352.00
541-500383	Meals - Congregate	2017	\$1,881,352.00
544-500386	Meals - Home Delivered	2017	\$1,881,352.00
512-500352	Transportation of Clients	2018	\$1,881,352.00
541-500383	Meals - Congregate	2018	\$1,881,352.00
544-500386	Meals - Home Delivered	2018	\$1,881,352.00
512-500352	Transportation of Clients	2019	\$1,881,352.00
541-500383	Meals - Congregate	2019	\$1,881,352.00
544-500386	Meals - Home Delivered	2019	\$1,881,352.00
	Subtotal		\$1,881,352.00

Greater Wakefield Nutrition and Transportation (Vendor # 158408)

Class/Account	Class Title	State Fiscal Year	Current Budget
512-500352	Transportation of Clients	2017	\$0.00
541-500383	Meals - Congregate	2017	\$0.00
544-500386	Meals - Home Delivered	2017	\$0.00
512-500352	Transportation of Clients	2018	\$0.00
541-500383	Meals - Congregate	2018	\$19,600.00
544-500386	Meals - Home Delivered	2018	\$0.00
512-500352	Transportation of Clients	2019	\$0.00
541-500383	Meals - Congregate	2019	\$1,400.00
544-500386	Meals - Home Delivered	2019	\$0.00
	Subtotal		\$30,800.00

Lamprey Health Care (Vendor #177677)			
Class/Account	Class Title	State Fiscal Year	Amount
512-500352	Transportation of Clients	2017	\$33,872.80
541-500383	Meals - Congregate	2017	
544-500386	Meals - Home Delivered	2017	
512-500352	Transportation of Clients	2018	\$67,745.60
541-500383	Meals - Congregate	2018	
544-500386	Meals - Home Delivered	2018	
512-500352	Transportation of Clients	2019	\$6,841.60
541-500383	Meals - Congregate	2019	
544-500386	Meals - Home Delivered	2019	
	Subtotal		\$118,560.00

Newport Senior Center (Vendor #177250)			
Class/Account	Class Title	State Fiscal Year	Amount
512-500352	Transportation of Clients	2017	\$3,725.80
541-500383	Meals - Congregate	2017	\$27,307.20
544-500386	Meals - Home Delivered	2017	\$17,654.00
512-500352	Transportation of Clients	2018	\$27,437.80
541-500383	Meals - Congregate	2018	\$60,726.00
544-500386	Meals - Home Delivered	2018	\$249,809.00
512-500352	Transportation of Clients	2019	\$7,582.00
541-500383	Meals - Congregate	2019	\$3,440,183.00
544-500386	Meals - Home Delivered	2019	\$62,480.00
	Subtotal		\$854,159.30

Ossipee Concerned Citizens (Vendor #170168)			
Class/Account	Class Title	State Fiscal Year	Amount
512-500352	Transportation of Clients	2017	
541-500383	Meals - Congregate	2017	\$82,777.00
544-500386	Meals - Home Delivered	2017	\$71,857.50
512-500352	Transportation of Clients	2018	
541-500383	Meals - Congregate	2018	\$128,554.00
544-500386	Meals - Home Delivered	2018	\$143,715.00
512-500352	Transportation of Clients	2019	
541-500383	Meals - Congregate	2019	\$31,388.50
544-500386	Meals - Home Delivered	2019	\$36,831.50
	Subtotal		\$471,223.50

**Rockingham Nutrition NOW (Vendor #155197)**

Class/Account	Class Title	State Fiscal Year	Current Budget
512-500352	Transportation of Clients	2017	\$90,644.00
541-500383	Meals - Congregate	2017	\$123,750.00
544-500386	Meals - Home Delivered	2017	\$331,837.00
512-500352	Transportation of Clients	2018	\$181,677.80
541-500383	Meals - Congregate	2018	\$247,500.00
544-500386	Meals - Home Delivered	2018	\$683,674.00
512-500352	Transportation of Clients	2019	\$45,418.80
541-500383	Meals - Congregate	2019	\$61,675.00
544-500386	Meals - Home Delivered	2019	\$163,918.50
	Subtotal		\$1,912,492.90

**St Joseph Community Services (Vendor #155093)**

Class/Account	Class Title	State Fiscal Year	Current Budget
512-500352	Transportation of Clients	2017	\$25,001.80
541-500383	Meals - Congregate	2017	\$158,537.50
544-500386	Meals - Home Delivered	2017	\$495,697.00
512-500352	Transportation of Clients	2018	\$45,418.80
541-500383	Meals - Congregate	2018	\$177,075.00
544-500386	Meals - Home Delivered	2018	\$661,794.00
512-500352	Transportation of Clients	2019	\$172,500.00
541-500383	Meals - Congregate	2019	\$177,275.50
544-500386	Meals - Home Delivered	2019	\$245,448.50
	Subtotal		\$2,360,518.70

**Southwestern Community Services (Vendor #177511)**

Class/Account	Class Title	State Fiscal Year	Current Budget
512-500352	Transportation of Clients	2017	\$33,440.70
541-500383	Meals - Congregate	2017	\$50,000.00
544-500386	Meals - Home Delivered	2017	\$150,000.00
512-500352	Transportation of Clients	2018	\$33,440.70
541-500383	Meals - Congregate	2018	\$50,000.00
544-500386	Meals - Home Delivered	2018	\$150,000.00
512-500352	Transportation of Clients	2019	\$18,708.50
541-500383	Meals - Congregate	2019	\$50,000.00
544-500386	Meals - Home Delivered	2019	\$24,000.00
	Subtotal		\$117,030.50

**Community Action Partnership of Stratford County (Vendor #177200)**

Class/Account	Class Title	State Fiscal Year	Current Budget
512-500352	Transportation of Clients	2017	\$19,850.50
541-500383	Meals - Congregate	2017	\$50,000.00
544-500386	Meals - Home Delivered	2017	\$50,000.00
512-500352	Transportation of Clients	2018	\$39,721.20
541-500383	Meals - Congregate	2018	\$50,000.00
544-500386	Meals - Home Delivered	2018	\$50,000.00
512-500352	Transportation of Clients	2019	\$9,930.30
541-500383	Meals - Congregate	2019	\$50,000.00
544-500386	Meals - Home Delivered	2019	\$50,000.00
	Subtotal		\$69,512.10

**Strafford Nutrition MOW (Vendor # 260818)**

Class/Account	Class Title	State Fiscal Year	Current Budget
512-500352	Transportation of Clients	2017	
541-500383	Meals - Congregate	2017	\$27,973.00
544-500386	Meals - Home Delivered	2017	\$129,235.60
512-500352	Transportation of Clients	2018	
541-500383	Meals - Congregate	2018	\$55,840.60
544-500386	Meals - Home Delivered	2018	\$258,487.00
512-500352	Transportation of Clients	2019	
541-500383	Meals - Congregate	2019	\$15,868.50
544-500386	Meals - Home Delivered	2019	\$84,819.50
	Subtotal		\$550,220.00

**Tri-County Community Action Program (Vendor #177193)**

Class/Account	Class Title	State Fiscal Year	Current Budget
512-500352	Transportation of Clients	2017	\$102,490.00
541-500383	Meals - Congregate	2017	\$177,885.00
544-500386	Meals - Home Delivered	2017	\$32,670.00
512-500352	Transportation of Clients	2018	\$204,880.00
541-500383	Meals - Congregate	2018	\$15,732.60
544-500386	Meals - Home Delivered	2018	\$13,305.10
512-500352	Transportation of Clients	2019	\$1,245.00
541-500383	Meals - Congregate	2019	\$5,827.60
544-500386	Meals - Home Delivered	2019	\$17,285.00
	Subtotal		\$1,165,246.00

**VNA at HCS (Vendor #177274)**

Class/Account	Class Title	State Fiscal Year	Current Budget
512-500352	Transportation of Clients	2017	\$28,985.10
541-500383	Meals - Congregate	2017	\$72,766.00
544-500386	Meals - Home Delivered	2017	\$18,743.60
512-500352	Transportation of Clients	2018	\$57,548.50
541-500383	Meals - Congregate	2018	\$77,654.75
544-500386	Meals - Home Delivered	2018	\$21,484.60
512-500352	Transportation of Clients	2019	\$14,480.70
541-500383	Meals - Congregate	2019	\$38,835.60
544-500386	Meals - Home Delivered	2019	\$59,372.50
	Subtotal		\$773,473.80

**05-95-48-481010-7872 Summary for All Vendors**

Class/Account	Class Title	State Fiscal Year	Amount
512-500352	Transportation of Clients	2017	\$747,704.30
541-500383	Meals - Congregate	2017	\$1,011,318.00
544-500386	Meals - Home Delivered	2017	\$1,981,325.50
512-500352	Transportation of Clients	2018	\$1,495,318.70
541-500383	Meals - Congregate	2018	\$2,022,608.50
544-500386	Meals - Home Delivered	2018	\$3,962,840.00
512-500352	Transportation of Clients	2019	\$373,818.60

544-500383	Meals - Congregate	2019	\$505,659.00
544-500386	Meals - Home Delivered	2019	\$990,671.00
	Subtotal		\$13,091,059.60

05-95-48-481010-9255 HEALTH AND SOCIAL SERVICES, DEPT OF HEALTH AND HUMAN SVS, HHS: ELDERLY AND ADULT

Community Action Program Belknap-Merrimack Counties, Inc. (Vendor #177203)

Class/Account	Class Title	State Fiscal Year	Current Modified Budget
544-500386	Meals Home Delivered	2017	\$252,961.50
544-500386	Meals Home Delivered	2018	\$505,823.00
544-500386	Meals Home Delivered	2019	\$126,483.50
	Subtotal		\$885,368.00

Easter Seals New Hampshire, Inc. (Vendor # 177204)

Class/Account	Class Title	State Fiscal Year	Current Modified Budget
544-500386	Meals Home Delivered	2017	\$0.00
544-500386	Meals Home Delivered	2018	\$0.00
544-500386	Meals Home Delivered	2019	\$0.00
	Subtotal		\$0.00

Gibson Center for Senior Services (Vendor #165344)

Class/Account	Class Title	State Fiscal Year	Current Modified Budget
544-500386	Meals Home Delivered	2017	\$19,701.00
544-500386	Meals Home Delivered	2018	\$39,396.50
544-500386	Meals Home Delivered	2019	\$9,850.50
	Subtotal		\$68,948.00

Grafton County Senior Citizens Council, Inc. (Vendor # 177675)

Class/Account	Class Title	State Fiscal Year	Current Modified Budget
544-500386	Meals Home Delivered	2017	\$14,419.00
544-500386	Meals Home Delivered	2018	\$288,632.50
544-500386	Meals Home Delivered	2019	\$72,209.50
	Subtotal		\$505,461.00

Greater Wakefield Nutrition and Transportation. (Vendor # 158408)

Class/Account	Class Title	State Fiscal Year	Current Modified Budget
544-500386	Meals Home Delivered	2017	\$0.00
544-500386	Meals Home Delivered	2018	\$0.00
544-500386	Meals Home Delivered	2019	\$0.00
	Subtotal		\$0.00

Lamprey Health Care (Vendor #177677)

Class/Account	Class Title	State Fiscal Year	Current Modified Budget
544-500386	Meals Home Delivered	2017	\$0.00
544-500386	Meals Home Delivered	2018	\$0.00
544-500386	Meals Home Delivered	2019	\$0.00
	Subtotal		\$0.00

Newport Senior Center (Vendor #177250)

--	--	--	--

Class/Account	Class Title	State Fiscal Year	Current Modified Budget
544-500386	Meals Home Delivered	2017	\$119,597.50
544-500386	Meals Home Delivered	2018	\$239,195.00
544-500386	Meals Home Delivered	2019	\$59,801.50
	Subtotal		\$418,594.00

Ossipee Concerned Citizens (Vendor #170158)

Class/Account	Class Title	State Fiscal Year	Current Modified Budget
544-500386	Meals Home Delivered	2017	\$78,569.50
544-500386	Meals Home Delivered	2018	\$157,173.50
544-500386	Meals Home Delivered	2019	\$39,292.00
	Subtotal		\$275,035.00

Rockingham Nutrition MOW (Vendor #155197)

Class/Account	Class Title	State Fiscal Year	Current Modified Budget
544-500386	Meals Home Delivered	2017	\$273,308.00
544-500386	Meals Home Delivered	2018	\$548,612.00
544-500386	Meals Home Delivered	2019	\$156,833.00
	Subtotal		\$956,571.00

St Joseph Community Services (Vendor #155093)

Class/Account	Class Title	State Fiscal Year	Current Modified Budget
544-500386	Meals Home Delivered	2017	\$162,479.00
544-500386	Meals Home Delivered	2018	\$324,958.00
544-500386	Meals Home Delivered	2019	\$91,239.50
	Subtotal		\$558,676.50

Southwestern Community Services (Vendor #177511)

Class/Account	Class Title	State Fiscal Year	Current Modified Budget
544-500386	Meals Home Delivered	2017	\$0.00
544-500386	Meals Home Delivered	2018	\$0.00
544-500386	Meals Home Delivered	2019	\$0.00
	Subtotal		\$0.00

Community Action Partnership of Strafford County (Vendor #177200)

Class/Account	Class Title	State Fiscal Year	Current Modified Budget
544-500386	Meals Home Delivered	2017	\$0.00
544-500386	Meals Home Delivered	2018	\$0.00
544-500386	Meals Home Delivered	2019	\$0.00
	Subtotal		\$0.00

Strafford Nutrition MOW (Vendor # TBD)

Class/Account	Class Title	State Fiscal Year	Current Modified Budget
544-500386	Meals Home Delivered	2017	\$63,965.00
544-500386	Meals Home Delivered	2018	\$127,930.00
544-500386	Meals Home Delivered	2019	\$31,882.50
	Subtotal		\$223,877.50

Tri-County Community Action Program (Vendor #177485)

Class/Account	Class Title	State Fiscal Year	Current Modified Budget
544-500386	Meals Home Delivered	2017	\$68,205.50
544-500386	Meals Home Delivered	2018	\$136,405.50
544-500386	Meals Home Delivered	2019	\$34,100.00
	Subtotal		\$238,711.00

VNA at HCS (Vendor #177274)

Class/Account	Class Title	State Fiscal Year	Current Modified Budget
---------------	-------------	-------------------	-------------------------



Class/Account	Class Title	State Fiscal Year	Current Modified Budget
544-500386	Meats Home Delivered	2017	\$104,450.50
544-500386	Meats Home Delivered	2018	\$208,801.00
544-500386	Meats Home Delivered	2019	\$32,276.00
	Subtotal		\$365,578.50

05-95-48-481010-9255 Summary for All Vendors

Class/Account	Class Title	State Fiscal Year	Current Modified Budget
544-500386	Meats Home Delivered	2017	\$104,450.50
544-500386	Meats Home Delivered	2018	\$208,801.00
544-500386	Meats Home Delivered	2019	\$32,276.00
	Subtotal		\$365,578.50

Summary by Vendor by Year

Community Action Program Belknap-Merrimack Counties, Inc. (Vendor #177203)

	State Fiscal Year	Current Modified Budget
	2017	\$875,831.10
	2018	\$1,751,656.70
	2019	\$437,886.30
	Subtotal	\$3,065,758.10

Easter Seals New Hampshire, Inc. (Vendor # 177204)

	State Fiscal Year	Current Modified Budget
	2017	\$53,893.80
	2018	\$107,787.60
	2019	\$26,946.90
	Subtotal	\$188,628.30

Gibson Center for Senior Services (Vendor #155344)

	State Fiscal Year	Current Modified Budget
	2017	\$144,896.90
	2018	\$289,359.10
	2019	\$72,345.70
	Subtotal	\$506,601.70

Grafton County Senior Citizens Council, Inc. (Vendor # 177675)

	State Fiscal Year	Current Modified Budget
--	-------------------	-------------------------

	State Fiscal Year	Current Modified Budget
	2017	\$676,243.40
	2018	\$1,332,457.60
	2019	\$336,112.60
	Subtotal	\$2,356,813.60

Greater Wakefield Nutrition and Transportation (Vendor # 158408)

	State Fiscal Year	Current Modified Budget
	2017	\$8,800.00
	2018	\$17,600.00
	2019	\$4,400.00
	Subtotal	\$30,800.00

Lamprey Health Care (Vendor #177877)

	State Fiscal Year	Current Modified Budget
	2017	\$33,872.80
	2018	\$87,745.60
	2019	\$16,941.60
	Subtotal	\$118,560.00

Newport Senior Center (Vendor #177250)

	State Fiscal Year	Current Modified Budget
	2017	\$363,643.80
	2018	\$727,282.10
	2019	\$181,827.40
	Subtotal	\$1,272,753.30

Ossipee Concerned Citizens (Vendor #170158)

	State Fiscal Year	Current Modified Budget
	2017	\$219,224.00
	2018	\$426,442.50
	2019	\$106,812.00
	Subtotal	\$748,278.50

Rockingham Nutrition MOW (Vendor #185197)

	State Fiscal Year	Current Modified Budget
	2017	\$819,737.00
	2018	\$1,639,463.60
	2019	\$409,863.30
	Subtotal	\$2,669,063.90

St Joseph Community Services (Vendor #155093)

	State Fiscal Year	Current Modified Budget
	2017	\$856,915.10
	2018	\$1,713,814.30
	2019	\$428,460.30
	Subtotal	\$2,999,189.70

Southwestern Community Services (Vendor #177511)

	State Fiscal Year	Current Modified Budget
	2017	\$33,440.70
	2018	\$66,881.40
	2019	\$16,708.30
	Subtotal	\$117,030.60

Community Action Partnership of Strafford County (Vendor #177200)

	State Fiscal Year	Current Modified Budget
	2017	\$19,860.60
	2018	\$39,721.20
	2019	\$9,930.30
	Subtotal	\$69,512.10

Strafford Nutrition MOW (Vendor # 260818)

	State Fiscal Year	Current Modified Budget
--	-------------------	-------------------------

		2017	\$221,171.50
		2018	\$442,337.50
		2019	\$110,566.50
		Subtotal	\$774,097.50

Tri-County Community Action Program (Vendor #177183)

		State Fiscal Year	Current Modified Budget
		2017	\$401,134.50
		2018	\$802,258.00
		2019	\$200,564.50
		Subtotal	\$1,403,957.00

VNA at HCS (Vendor #177274)

		State Fiscal Year	Current Modified Budget
		2017	\$325,457.10
		2018	\$650,879.50
		2019	\$182,716.70
		Subtotal	\$1,139,053.30

Summary for All Vendors by Year

		State Fiscal Year	Current Modified Budget
		2017	\$5,048,022.30
		2018	\$10,093,886.70
		2019	\$2,523,986.60
		Subtotal	\$17,667,895.60