



The State of New Hampshire
Department of Environmental Services

Robert R. Scott, Commissioner



SEM
79

Rep. Chris Christensen, Chairman

Oil Fund Disbursement Board

March 9, 2018

His Excellency, Governor Christopher T. Sununu
and the Honorable Council
State House
Concord, New Hampshire 03301

REQUESTED ACTION

Pursuant to RSA 146-D:5, II, RSA 146-E:7, RSA 146-F:6, and RSA 146-G:9, **retroactively** accept the 2015 annual report of the Oil Fund Disbursement Board (Board).

EXPLANATION

The Board hereby submits its annual report on the status of the New Hampshire Petroleum Cleanup Fund Program for the State Fiscal Year ended June 30, 2015. A separate table titled, "N.H. Petroleum Cleanup Reimbursement Funds Summary," lists the various funds, fee rates, annual revenue, fund type and use, and balance as of June 30, 2015. Submittal of the annual report was delayed due to staffing changes in the Fund Management Section at the Department of Environmental Services (DES) and demands placed on Waste Management Division staff resulting from the discovery of the perfluoroalkyl substances (PFAS) contamination in southern New Hampshire in 2016.

The reimbursement fund program has a history of service to New Hampshire citizens, in providing financial resources to remedy environmental impacts due to releases of petroleum product. The program includes three petroleum storage facility funds: the Oil Discharge & Disposal Cleanup Fund, the Fuel Oil Discharge Cleanup Fund, and the Motor Oil Discharge Cleanup Fund. The three funds operate as comprehensive excess insurance that protects facility owner assets and ensures timely and cost-effective cleanup of petroleum contamination. In addition to protecting public health and the environment, the funds play a significant and important role in economic development.

A fourth fund, the Gasoline Remediation & Elimination of Ether (GREE) Fund under RSA 146-G, provides financial assistance for the problem of methyl tertiary-butyl ether ("MtBE") contamination. MtBE impacts owners of public and private water supply wells statewide, despite a ban on the gasoline additive that was effective January 1, 2007. It is important to note that the Petroleum Cleanup Fund Program, including the GREE Fund, principally covers cleanup work for on-going projects and a limited number of new projects. In addition to, and separate from, the funds administered by the Board, new funding resulting from settlement of the State's 2003 MtBE lawsuit is being used for contamination investigation and cleanup, water supply monitoring, and to address impacted drinking water supplies.

The Fuel Oil Discharge Cleanup Fund (FODCF) is available for heating oil contamination cleanup and replacement of substandard on-premise-use heating oil storage tank systems. The tank replacement program

for low-income homeowners is part of our efforts to reduce the incidence of heating oil releases to the environment and thus reduce cleanup expenses.

After three years of temporary import fee adjustments, in 2013 the legislature made the 1.25¢ per gallon import fee permanent for FY 2014 forward. This has stabilized program revenues allowing previously-delayed cleanup and tank replacement work to be completed, and will restore the program operating budget to a level more consistent with services demand.

In 2014, the lapse dates of the Oil Discharge and Disposal Cleanup Fund (ODDCF) established under RSA 146-D and the GREE Fund were extended to July 1, 2025. This ensures the continued availability of these important funds needed to complete cleanup work at hundreds of locations.

The Board and DES monitor fund program revenues and expenses and prioritize cleanup projects in consideration of public health/environmental risk, demand, and availability of funds. DES personnel work diligently to assist owners of contaminated public and private water supply wells, and to bring cleanup projects to regulatory closure. We also direct significant effort toward petroleum storage facility owner/operator outreach and training for release prevention. However, existing groundwater contamination in many areas of the state will be slow to degrade, and new contamination projects will still be discovered in future years despite highly effective release prevention efforts. Thus, continuation of the Petroleum Cleanup Fund Program and adequate program funding are vital to protect public health and environmental quality in New Hampshire.

We respectfully request your acceptance of this report.



Rep. Chris Christensen, Chairman
Oil Fund Disbursement Board



Robert R. Scott, Commissioner
Dept. of Environmental Services

Attachments

cc: Hon. Chuck Morse, President of the Senate
Hon. Gene G. Chandler, Speaker of the House
Hon. Kevin Avard, Chair Senate Energy & Natural Resources Committee
Hon. Norman Major, Chair House Ways & Means Committee
Tammy L. Wright, Clerk of the Senate
Paul C. Smith, Clerk of the House
N.H. State Library

STATE OF NEW HAMPSHIRE

Petroleum Reimbursement Fund Program

RSA 146-D, RSA 146-E, RSA 146-F, and RSA 146-G

2015
Annual
Report



Oil Fund Disbursement Board

January 13, 2017

EXECUTIVE SUMMARY

Pursuant to RSA 146-D:5, II, RSA 146-E:7, RSA 146-F:6 and RSA 146-G:9, this document presents the Annual Report of the Oil Fund Disbursement Board on the Oil Discharge and Disposal Cleanup Fund, Fuel Oil Discharge Cleanup Fund, Motor Oil Discharge Cleanup Fund and Gasoline Remediation & Elimination of Ethers Fund for the Fiscal Year (FY) ending June 30, 2015. The report includes fund program background and objectives, FY 2015 activity, current and historic financial activity, and revenue and expense projections for the next two fiscal years. Statutory changes that became effective on July 1, 2015 will be reflected in future annual reports, beginning with the FY 2016 report. The report and related program information is available at:

<http://des.nh.gov/organization/divisions/waste/orcb/fms/prfp/orcb/fms/prfp/index.htm>

Rep. Chris Christensen, Chairman
Kevin A. Sheppard, P.E., Vice Chairman
Sen. Regina Birdsell
Sen. Jeffrey Woodburn
Rep. Karen Ebel
Thomas Klemm
James E. Robertson
Ronald R. Poirier
Thomas J. Frawley
Dana Jones
Scott R. Bryer, CPA
Michael J. Wimsatt, P.G.

Oil Fund Disbursement Board – RSA 146-D: 4, I
January 13, 2017

TABLE OF CONTENTS

	<u>Page</u>
Program Background	1
Objectives & Activity	2
Community Assistance & Economic Development	2
Program Recognition	2
Legislation, Rulemaking & Related Activity	3
Cleanup Project Activity	3
Financial Activity	4
Management Discussion of Income & Expenses	
Operating Revenues	
Program Management & Administrative Costs	
Cleanup Project Expenses	
Release Prevention Expenses	
Total Available Funds	
Appendix	8
Table 1 - Historic Financial Performance	A-1
Table 2 - Total Cleanup Costs by Community as of June 30, 2015	A-2
Table 3 - Distribution of Cleanup Projects as of June 30, 2015	A-4
Table 4 - Cleanup Projects In-Progress by Community as of June 30, 2015	A-5
Table 5 - Fiscal Year 2014 & 2015 Comparative Financial Performance	A-35
Table 6 - Fiscal Year 2016 & 2017 Projected Financial Performance	A-36
Figure 1 - Distribution of Total Cleanup Costs by Fund as of June 30, 2015	A-37
Figure 2 - Fiscal Year 2015 Revenues & Expenses by Fund	A-38
NH ODD Fund Case Study	A-39

Program Background

The New Hampshire Petroleum Fund Program is a financial assistance program for owners of petroleum storage facilities, owners of public and private water supplies, and owners of properties identified as a source of gasoline ether contamination - typically methyl tertiary-butyl ether (MtBE). The program includes four separate dedicated funds authorized by state statute for the cleanup of petroleum contamination. These funds are: the Oil Discharge & Disposal Cleanup Fund authorized by RSA 146-D, the Fuel Oil Discharge Cleanup Fund authorized by RSA 146-E, the Motor Oil Discharge Cleanup Fund authorized by RSA 146-F, and the Gasoline Remediation & Elimination of Ethers Fund authorized by RSA 146-G.

The RSA 146-D fund was enacted into law in July 1988, and program operations began in 1990. The other three funds were added to the program in subsequent years, the most recent being the gasoline ether fund in July 2001. The fund program serves New Hampshire citizens by providing financial resources to protect public health, remedy environmental impacts, and avoid financial hardship.

The RSA 146-D, E & F funds provide “excess insurance” coverage for owners of underground storage tank (UST) facilities, owners of above ground storage tank (AST) facilities, owners of on-premise-use heating oil facilities (primarily residential properties), and owners of land where facilities are or were located. Under federal and state regulations, UST owners are required to demonstrate financial responsibility (FR) for contamination cleanup. The RSA 146-D fund satisfies both

the federal and state FR requirement. To qualify for state fund coverage, facilities must be in compliance with all applicable state and federal rules for operation and maintenance, and thus the Fund program provides an incentive to reduce the risk of releases. Out-of-use facilities must be properly closed, which is typically accomplished by removal from the property. Together, these three funds comprise a comprehensive excess insurance program that protects facility owners from financial devastation and ensures timely and cost-effective cleanup of petroleum contamination. Owners of petroleum storage facilities may request reimbursement for cleanup costs incurred due to facility releases.

In addition, under RSA 146-E, low-income homeowners may receive up to \$1,500 in funds for repair or replacement of substandard on-premise-use fuel oil storage tank systems, to prevent releases and avoid cleanup expenses.

The RSA 146-G fund was enacted in 2001 to specifically address the problem of MtBE contamination in public and private drinking water supply wells throughout the state. Although MtBE was banned as a gasoline fuel additive effective January 1, 2007, it remains a significant contaminant of concern in groundwater.

The fund program is administered by the Oil Fund Disbursement Board (Board), which is composed of twelve members representing the N.H. Legislature, the petroleum industry, state agencies and the general public. The Board is administratively attached to the Department of Environmental Services (DES), which performs program support services. The Board meets regularly to

approve activity reports, review policies and procedures, consider rule waiver requests and hear appeals.

Reimbursements from the Oil Discharge & Disposal Cleanup Fund (ODDCF), the Fuel Oil Discharge Cleanup Fund (FODCF), the Motor Oil Discharge Cleanup Fund (MODCF) and the Gasoline Remediation & Elimination of Ethers (GREE) Fund are subject to N.H. Administrative Rules Chapter Odb 400 and Board policies.

Objectives & Activity

The Board and DES work cooperatively to ensure that the purpose and goals established by statute for each fund are met, which are protection of public health and the environment through the funding of cleanup activities for petroleum contamination in soil and water, and funding of activities to prevent releases that cause petroleum contamination. DES program staff work to move cleanup projects toward regulatory closure in a timely manner. This activity includes review and approval of cleanup work scopes and budgets, activity reports, and reimbursement requests. In a typical month, DES staff will review and approve 70 work scopes/budgets, 200 cleanup activity reports and 190 reimbursement requests ranging from under \$1,000 to over \$200,000. Whenever possible, innovative and performance-based strategies are employed to improve cleanup results and decrease the time to complete regulatory closure of a project.

The Board oversees financial management of the funds including development and implementation of rules, policies and procedures for fund eligibility and reimbursement request processing. In its

efforts, the Board may employ independent auditors or consultants, and relies on the Department of Justice for legal counsel.

Community Assistance & Economic Development

Since program inception, \$263,818,631 has been disbursed from the funds to individuals, small and large business owners, political subdivisions, and State agencies for cleanup cost reimbursement, with comparatively low program management and administrative costs. Petroleum storage facility owners or individuals in nearly every community have received fund program cleanup cost assistance. In addition, \$3,936,274 has been disbursed to low-income homeowners for fuel oil release prevention. See Tables 1 and 2 in the Appendix.

The funds provide a direct benefit in protecting public health, and in environmental damage prevention and restoration. Further, the program provides ancillary economic development benefits by offsetting unplanned costs that would otherwise be incurred by property owners and by encouraging property revitalization and reuse. Numerous blighted properties in the State have been successfully redeveloped, including municipally-owned properties, due to cleanup cost funding which often facilitates/leverages private development funds. Properties with low taxable value due to contamination are restored to productive use.

Program Recognition

The New Hampshire Petroleum Fund Program continues to receive high marks from USEPA, consulting engineers, petroleum industry

representatives, and facility owners. New Hampshire has achieved nearly 100% regulatory compliance in its efforts to remove or upgrade substandard underground storage tanks to prevent releases. Therefore, the risk of financial impact to the ODDCF is greatly reduced versus when the program began and the rate of releases was much greater. Our compliance performance places us at the top tier nationally among the states.

Completing regulatory closure of existing FODCF, ODDCF, and GREE Fund cleanup projects depends on adequate revenues. In addition, the fuel oil Safetank Release Prevention Program can greatly reduce future cleanup expenses if there are sufficient FODCF revenues. Thus, the Board and DES work to ensure continuous improvement in management of the four funds, and make recommendations to the Governor and Legislature on addressing future revenue needs for this vital program.

Legislation, Rulemaking & Related Activity

In 2014 HB 1229-FN passed, extending the ODDCF and GREE Fund lapse dates to July 1, 2025, and providing an additional \$500,000 in cleanup cost coverage under the ODDCF.

In 2015 HB 664-FN passed, consolidating New Hampshire's existing oil pollution funds. Future annual reports will reflect the resulting statutory changes that became effective on July 1, 2015, beginning with the FY 2016 Annual Report.

The most recent revisions to the fund program rules under N.H. Administrative Rules Chapters

Odb 100, 200 and 400 were adopted in September 2011, December 2013 and April 2014. The program guidance manual was updated and re-published in January 2012, and provides comprehensive information on accessing the reimbursement funds. Another update is planned for 2017. The manual is available at:

<http://des.nh.gov/organization/divisions/waste/orcb/fms/prfp/orcb/fms/prfp/index.htm>

Cleanup Project Activity

For a typical project, the sequence of "phased" cleanup work from discovery of a release through regulatory closure is: emergency services, initial response, site characterization, site investigation, remedial plan, remedial plan implementation, and finally, monitoring. (Monitoring may also occur at projects where remediation is delayed or postponed due to limited availability of funds.) The nature of the product released dictates the type of work needed to complete cleanup. A gasoline release will spread further in environmental media such as soil and groundwater. Therefore, a comprehensive site investigation is usually required prior to remedial plan development and implementation. In contrast, contamination from a fuel oil release is frequently limited to soil, and cleanup work typically occurs under the initial response phase. These projects move more quickly to regulatory closure without a comprehensive site investigation.

The majority of cleanup work currently funded under the ODDCF is associated with releases of gasoline and diesel products

from regulated USTs, reported during the period from the late 1980s through December 1998. After 1998, most operating facility owners achieved substantial compliance with regulations and the number of new releases significantly decreased. Vapor-related releases also contributed to the current active project population with groundwater impacts.

ODDCF cleanup expenses from 1990 through the present were fairly evenly distributed among the Initial Response, Site Investigation, Remedial, and Monitoring phases as new projects were initiated and existing projects closed. There are 594 active ODDCF-eligible projects, with 14 new projects reported in FY 2015. In future years the percentage of remedial costs will increase as regulatory closure of active projects is completed and the discovery of new releases requiring investigation diminishes for regulated AST and UST facilities.

In comparison, the majority of work under the FODCF was associated with releases from residential fuel oil tanks, with 60% of expenses for initial response efforts. There are 161 active FODCF-eligible projects, with 118 new on-premise-use fuel oil tank releases reported in FY 2015.

Activity under the MODCF is more limited due to fewer reported releases. There are 10 active projects in the investigation, remediation and monitoring phases. For the GREE Fund, there are 57 active projects also in the investigation, remediation and monitoring phases, including 5 public water

supplies on increased monitoring due to MtBE found during routine annual sampling.

Table 3 and Figure 1 in the Appendix, respectively, provide cleanup project statistics and illustrate the historic distribution of cleanup project costs for purposes of comparison among the four funds. Table 4 in the Appendix provides a detailed list of in-progress cleanup projects by community.

Financial Activity

Management Discussion of Income and Expenses: Annual operating revenue to the ODDCF, FODCF and MODCF is provided through import fees on petroleum products collected by the Department of Safety. Annual operating revenue to the GREE Fund is provided through transfers from the ODDCF. Each fund has a balance “ceiling and floor” established by statute, such that import fee collections are suspended when the ceiling is reached and collections resume when the balance is paid-down to the floor. However, with the possible exception of the MODCF, current and future demand for program funds will likely preclude reaching the ceilings. Ensuring that sufficient funds are available to support present and future cleanup projects is a primary focus of program planning.

Fund program financial operations follow the State FY calendar of July 1st to June 30th, and the state biennium budget cycle.

The Board is pleased to report the majority of program revenues are directed to achieving established goals and objectives, while (historic) overall program management and

administrative costs for the four-fund program average approximately 11% of total expenses for the last five years. DES supervisory, project management, facility compliance and administrative staff are able to work under all four funds on a program basis, through the use of a single administrative expense account that is supported by the four funds. This shared approach provides more efficient use of day-to-day staff-hour resources. Overtime and compensatory time is also available to provide additional staff-hours as needed to meet peak workload demands, versus maintaining sufficient full-time staff to cover all potential workload demands. In FY 2015, DES staff processed cleanup and release prevention reimbursements and managed cleanup work totaling \$12,013,285.

Operating Revenues: ODDCF revenues decreased roughly 3% from \$11,748,101 in FY 2014 to \$11,402,351 in FY 2015. A level motor fuel import trend would reasonably be expected due to increases in vehicle miles traveled in the State being offset by increasing vehicle fuel efficiency. Retail price fluctuation of gasoline and diesel fuel may influence imports in future years and the impacts cannot be fully predicted. DES has re-prioritized many cleanup projects to optimize available revenues, and maintain a minimum fund balance for contingencies. The ODDCF balance increased 37% from \$1,628,178 at the end of FY 2014 to \$2,041,443 at the end of FY 2015, due primarily to significant changes in program staff at DES.

FODCF revenues increased 5% from \$2,904,971 in FY 2014 to \$2,951,138 in FY

2015, in part due to the second coldest February on record. Since FY 2005, FODCF revenues have generally declined with decreasing imports due to changing weather patterns and conversion to alternate heating fuels. However, imports may be stronger in a given year as occurred in FY 2015. The FODCF balance increased 42%, from \$1,617,401 at the end of FY 2014 to \$2,289,120 at the end of FY 2015.

MODCF revenues decreased 11% from \$211,275 in FY 2014 to \$188,347 in FY 2015. However, FY 2015 revenue is still consistent with expected averages and is sufficient to support program activities, provided no new large cleanup projects are identified. The fund balance increased 26% from \$448,673 at the end of FY 2014 to \$505,436 at the end of FY 2015, due to a decrease in cleanup project expenditures.

Reported GREE Fund revenues increased 67% from \$1,332,824 in FY 2014 to \$2,230,648 in FY 2015. Total GREE Fund revenues can address only a portion of the entire problem of MtBE contamination remaining statewide. The fund supports specific cleanup projects, maintenance-level services to investigate and monitor contamination levels, and alternate water where on-site water supply wells are contaminated. The fund balance increased 81% from \$1,120,633 at the end of FY 2014 to \$2,016,579 at the end of FY 2015.

Program Management & Administrative Costs: Total program management and administrative cost allocations increased slightly from \$2,587,342 in FY 2014 to \$2,625,695 in FY 2015, due to minor

increases in personnel and benefit expenses, as well as increases in other operating expenses. However, as noted previously, over the past five years program management and administrative costs are 11% of total expenses. Administrative cost allocation budgets for FY 2016 are based on an assumption that all positions remain filled, and applying conservative estimates for operating expenses and inter-agency transfers for program support costs. In addition, the Board share of DES contaminated site management costs and related expenses is expected to increase in FY 2016 due to level funding in federal grants.

Cleanup Project Expenses: ODDCF cleanup project expenses decreased 18.5% from \$11,166,197 in FY 2014 to \$9,108,697 in FY 2015, but demand is expected to remain steady due to remediation projects. Such projects take time to complete all needed preliminary investigations, cost analysis, planning, design, and bidding (if applicable.) Thus, total cleanup project expenses may increase or decrease from year-to-year. More projects are expected to be completed in FY 2016. The steady average annual demand for AST and UST cleanup funds is attributable to a slow decline in the population of active projects due to the high percentage with groundwater impacts. Closing these projects requires considerable investment in active remediation or long-term monitoring with natural attenuation. The ODDCF \$10,500,000 FY 2015 cleanup budget is lower than demand. The 25% increase in the fund balance from \$1,628,178 in FY 2014 to \$2,041,443 in FY 2015, and projected FY 2016 and FY 2017

revenues combined with projected increases in administrative costs, necessitates establishing the FY 2017 budget at \$9,500,000.

FODCF cleanup project expenses increased 71% from \$966,949 in FY 2014 to \$1,652,064 in FY 2015. Some projects put on hold to stabilize the fund balance were completed, and the number of new on-premise-use facility projects increased slightly to 118. The average annual demand for on-premise-use facility funds is expected to be steady as new AST projects come to light as old heating oil tanks are removed. The large increase in the fund balance and strong revenues, support an increase in the FY 2016 cleanup project budget to \$2,150,000.

MODCF cleanup project expenses decreased 49% from \$114,355 in FY 2014 to \$58,879 in FY 2015. No large projects have been identified that will increase expenses above the current \$200,000 budget for FY 2016.

GREE Fund cleanup expenses, including reimbursements and DES contractor costs, decreased 9% from \$1,127,083 in FY 2014 to \$1,029,413 in FY 2015.

Release Prevention Expenses: FODCF Safetank expenses increased 50% from \$173,440 in FY 2014 to \$260,043 in FY 2015 due to an increase in the budget. Average annual demand of approximately \$450,000 is expected to continue for a number of years. The increase in FY 2015 revenues and fund balance allow a budget increase for FY 2016 and 2017 to meet this demand. Fully funding this important program will continue to offer benefits in future years through reduced cleanup expenses.

Total Available Funds: If total available funds, i.e., new revenues plus fund balance, are not sufficient, cleanup work may be delayed or postponed indefinitely. Delay or postponement increases the risk to public health and the environment as contaminants move further from the source property, through soil and water media. It is also important that reserve funds be available for significant cleanup events. Projected flat annual revenues necessitate that ODDCF remediation projects be prioritized, and work is limited to a certain number of projects each year. Stabilization of FODCF annual

revenues provides funds for new work, and allows cleanup project and Safetank work delayed in prior years to be completed.

Tables 5 and 6, respectively, in the Appendix summarize comparative FY 2014 & FY 2015 financial performance, and FY 2016 & FY 2017 projected revenues and expenses for the four-fund program. Figure 2 in the Appendix illustrates the distribution of FY 2015 revenues and expenses.

Appendix

Oil Fund Disbursement Board FY 2015 Annual Report
Table 1 - Historic Financial Performance



Category	Oil Discharge & Disposal Cleanup Fund (RSA 146-D)	Fuel Oil Discharge Cleanup Fund (RSA 146-E)	Motor Oil Discharge Cleanup Fund (RSA 146-F)	Gasoline Remediation & Elimination of Ethers Fund (RSA 146-G)
Year Statute Effective	1988	1993	1995	2001
Revenues & Start-up Funds	\$230,650,200	\$54,808,945	\$5,084,577	\$24,131,614
Program Management & Administrative Costs	(\$22,474,236)	(\$5,339,665)	(\$1,105,301)	(\$5,983,506)
Program Management & Administrative Costs - % of Total Expense	9.8%	10.2%	24.5%	27.1%
Loan Expense (1)		(\$2,000,000)	(\$400,000)	
Reimbursed Cleanup Expenses	(\$205,947,767)	(\$40,994,917)	(\$2,063,043)	(\$14,812,904)
Release Prevention Expenses - RSA 146-E; Research & Contracted Cleanup Expenses - RSA 146-G	N.A.	(\$3,936,274)	N.A.	(\$1,307,973)
Transfers (2)		(\$200,000)	(\$950,000)	
Balance – FY 2015	\$2,228,197	\$2,338,089	\$566,233	\$2,027,231

NOTES:

(1) Loan expenses result from repayment of program start-up funds and other inter-fund loans (included in revenues).

(2) Laws of 2003, Chapter 187, transfers to other agencies. FY 2011 \$250,000 transfer from Motor Oil Discharge Cleanup Fund to general funds.

Oil Fund Disbursement Board FY 2015 Annual Report



Table 2 - Total Cleanup Costs by Community as of June 30, 2015

ACWORTH	\$19,293	CHICHESTER	\$1,955,775	GORHAM	\$1,424,248	LITCHFIELD	\$469,602
ALBANY	\$509,222	CLAREMONT	\$2,548,076	GOSHEN	\$450,022	LITTLETON	\$2,055,378
ALEXANDRIA	\$14,484	CLARKSVILLE	\$89,934	GRAFTON	\$142,874	LONDONDERRY	\$2,868,559
ALLENSTOWN	\$626,170	COLEBROOK	\$393,498	GRANTHAM	\$559,593	LOUDON	\$316,423
ALSTEAD	\$543,956	COLUMBIA	\$35,035	GREENFIELD	\$187,386	LYME	\$597,580
ALTON	\$1,723,051	CONCORD	\$8,364,530	GREENLAND	\$1,634,513	LYNDEBOROUGH	\$15,039
AMHERST	\$402,489	CONWAY	\$4,520,097	GREENVILLE	\$378,681	MADBURY	\$226,889
ANDOVER	\$239,634	CORNISH	\$122,702	GROTON	\$105,787	MADISON	\$135,790
ANTRIM	\$626,483	CROYDON	\$36,085	HAMPSTEAD	\$1,533,259	MANCHESTER	\$17,506,036
ASHLAND	\$743,438	DALTON	\$745,779	HAMPTON	\$1,804,071	MARLBOROUGH	\$366,666
ATKINSON	\$312,979	DANBURY	\$345,374	HAMPTON FALLS	\$226,146	MARLOW	\$338,731
AUBURN	\$1,563,771	DANVILLE	\$284,376	HANCOCK	\$11,270	MASON	\$992,707
BARNSTEAD	\$547,248	DEERFIELD	\$477,663	HANOVER	\$2,180,347	MEREDITH	\$4,027,819
BARRINGTON	\$433,569	DEERING	\$155,989	HARRISVILLE	\$194,705	MERRIMACK	\$1,463,486
BARTLETT	\$465,420	DERRY	\$4,201,763	HAVERHILL	\$1,355,931	MIDDLETON	\$47,770
BATH	\$31,155	DIXVILLE	\$841,228	HEBRON	\$39,196	MILAN	\$68,135
BEDFORD	\$2,589,368	DORCHESTER	\$21,382	HENNIKER	\$444,723	MILFORD	\$3,840,403
BELMONT	\$2,232,664	DOVER	\$9,609,397	HILL	\$30,505	MILTON	\$370,936
BENNINGTON	\$171,458	DUBLIN	\$154,043	HILLSBOROUGH	\$4,245,032	MONROE	\$12,721
BERLIN	\$1,143,456	DUNBARTON	\$560,171	HINSDALE	\$435,474	MONT VERNON	\$376,679
BETHLEHEM	\$827,046	DURHAM	\$1,278,388	HOLDERNESS	\$232,064	MOULTONBOROUGH	\$2,818,335
BOSCAWEN	\$978,946	EAST KINGSTON	\$95,017	HOLLIS	\$254,195	NASHUA	\$9,109,853
BOW	\$748,061	EFFINGHAM	\$38,955	HOOKSETT	\$1,423,669	NELSON	\$323,349
BRADFORD	\$1,697,875	ENFIELD	\$2,272,629	HOPKINTON	\$1,264,100	NEW BOSTON	\$430,023
BRENTWOOD	\$419,311	EPPING	\$2,643,052	HUDSON	\$1,698,844	NEW CASTLE	\$228,054
BRIDGEWATER	\$254,706	EPSOM	\$2,207,451	JACKSON	\$116,258	NEW DURHAM	\$149,295
BRISTOL	\$754,587	ERROL	\$586,142	JAFFREY	\$1,430,680	NEW HAMPTON	\$378,760
BROOKFIELD	\$16,210	EXETER	\$3,155,579	JEFFERSON	\$206,544	NEW IPSWICH	\$1,548,888
BROOKLINE	\$44,140	FARMINGTON	\$666,164	KEENE	\$4,025,182	NEW LONDON	\$1,209,725
CAMBRIDGE	\$10,779	FITZWILLIAM	\$675,463	KENSINGTON	\$174,301	NEWBURY	\$460,272
CAMPTON	\$677,535	FRANCESTOWN	\$329,627	KINGSTON	\$1,909,528	NEWFIELDS	\$143,913
CANAAN	\$1,576,962	FRANCONIA	\$325,236	LACONIA	\$7,992,711	NEWINGTON	\$1,356,084
CANDIA	\$587,388	FRANKLIN	\$1,825,025	LANCASTER	\$1,291,413	NEWMARKET	\$869,619
CANTERBURY	\$462,736	FREEDOM	\$559,246	LANGDON	\$26,025	NEWPORT	\$2,985,779
CARROLL	\$821,730	FREMONT	\$520,837	LEBANON	\$6,424,132	NEWTON	\$557,214
CENTER HARBOR	\$109,253	GILFORD	\$1,715,121	LEE	\$4,201,791	NORTH HAMPTON	\$979,823
CHARLESTOWN	\$392,977	GILMANTON	\$419,434	LEMPSTER	\$784,728	NORTHFIELD	\$514,206
CHESTER	\$242,757	GILSUM	\$61,656	LINCOLN	\$637,139	NORTHUMBERLAND	\$936,084
CHESTERFIELD	\$430,022	GOFFSTOWN	\$2,608,141	LISBON	\$327,618	NORTHWOOD	\$2,332,294

Oil Fund Disbursement Board FY 2015 Annual Report

Table 2 - Total Cleanup Costs by Community as of June 30, 2015



NOTTINGHAM	\$608,952	SUNAPEE	\$490,010
ORANGE	\$19,947	SURRY	\$467,864
ORFORD	\$134,955	SUTTON	\$429,503
OSSIPEE	\$3,220,681	SWANZEY	\$1,044,888
PELHAM	\$1,329,545	TAMWORTH	\$426,262
PEMBROKE	\$563,066	TEMPLE	\$29,318
PETERBOROUGH	\$1,565,220	THORNTON	\$77,596
PIERMONT	\$359,202	TILTON	\$2,464,999
PINKHAMS GRANT	\$301,617	TROY	\$126,626
PITTSBURG	\$154,175	TUFTONBORO	\$982,344
PITTSFIELD	\$976,926	UNITY	\$344,024
PLAINFIELD	\$246,001	WAKEFIELD	\$2,476,430
PLAISTOW	\$2,949,172	WALPOLE	\$688,247
PLYMOUTH	\$4,260,370	WARNER	\$420,893
PORTSMOUTH	\$6,443,386	WARREN	\$443,955
RAYMOND	\$1,638,858	WASHINGTON	\$9,384
RICHMOND	\$1,561,137	WATERVILLE VALLEY	\$477,170
RINDGE	\$336,647	WEARE	\$3,651,824
ROCHESTER	\$6,477,810	WEBSTER	\$29,435
ROLLINSFORD	\$1,123,371	WENTWORTHS LOCATION	\$63,069
RUMNEY	\$192,628	WESTMORELAND	\$82,465
RYE	\$759,128	WHITEFIELD	\$754,391
SALEM	\$6,795,598	WILMOT	\$115,778
SALISBURY	\$95,550	WILTON	\$486,120
SANBORNTON	\$445,901	WINCHESTER	\$1,324,805
SANDOWN	\$293,083	WINDHAM	\$5,463,789
SANDWICH	\$290,647	WINDSOR	\$48,794
SEABROOK	\$1,318,034	WOLFEBORO	\$2,531,659
SHARON	\$10,114	WOODSTOCK	\$244,782
SOMERSWORTH	\$2,924,660		
SOUTH HAMPTON	\$83,226		
STARK	\$48,795		
STEWARTSTOWN	\$101,044		
STODDARD	\$487,791		
STRAFFORD	\$840,101		
STRATFORD	\$884,718		
STRATHAM	\$1,256,588		
SUGAR HILL	\$66,801		
SULLIVAN	\$51,101		

Oil Fund Disbursement Board FY 2015 Annual Report



Table 3 - Distribution of Cleanup Projects as of June 30, 2015

Fund	Total New Projects in FY 2015	Eligible Projects in Progress by Cleanup "Phase"					Eligible Projects Completed	
		Initial Response Action	Site Investigation	Remedial Action	Monitoring	Total In Progress	Number	Average Years to Complete
Oil Discharge & Disposal Cleanup, RSA 146-D	AST; 1	0	5	11	24	40	AST; 55	5.4
	UST; 14	7	40	171	336	554	UST; 1,023	7.0
Gasoline Remediation & Elimination of Ethers, RSA 146-G	0	0	12	15	30	57	157	5.9
Fuel Oil Discharge Cleanup, RSA 146-E	AST; 0	0	1	3	3	7	AST; 19	5.9
	On-premise-use (1); 118	73	33	8	40	154	On-premise-use; 1,901	1.3
Motor Oil Discharge Cleanup Fund, RSA 146-F	2	1	2	3	4	10	38	4.5

(1) 105 residential, 8 business, and 5 schools

Initial Response Action includes activities to contain a petroleum discharge and abate immediate environmental and public health risks. The work may include soil removal, petroleum recovery and vapor mitigation. Less complex projects, e.g., on-premise-use fuel oil discharges at private homes, may remain in this phase from start to completion.

Site Investigation is needed at more complex projects to determine the magnitude and extent of contamination to develop a remedial plan. A typical investigation involves installation of groundwater monitoring wells and sampling/analysis to determine groundwater flow and receptors.

Remedial Action is needed at more complex projects to remove or treat contamination in soil and groundwater, and abate vapor problems.

Monitoring is performed to determine if/when groundwater contamination has decreased to State standards. For some projects under Monitoring, completion could be accelerated with the introduction of chemical compounds to aid in natural degradation. For GREE Fund projects, Monitoring also includes a public water supply that is performing additional periodic water quality analysis due to the presence of MtBE.

Table 4 - Cleanup Projects In-Progress by Community as of June 30, 2015

City/Town	NHDES Site No.	Site/Location Name	Type	Start Date (1)	Current Responsible Party	Category	Total Eligible Costs
ALBANY	200012049	ALBANY SERVICE TIRE & TRANSMISSION	LUST	12/22/2000	MARK & LAURIE LUNDBLAD	GM	\$406,058
City/Town Project Count: 1							Subtotal: \$406,058
ALLENSTOWN	198400003	CITIES SERVICES (FERRY RD)	LUST	06/17/1994	GLENN SPRINGS HOLDINGS, INC	RA	\$192,008
	200606074	STIASNY PROPERTY	OPUF	06/06/2006	DAN STIASNY	GM-H	\$27,436
	201002067	BURBANK RESIDENCE	OPUF	02/26/2010	ROBERT BURBANK	IR	\$10,471
City/Town Project Count: 3							Subtotal: \$229,915
ALSTEAD	200009053	ESSLINGER OIL UNDERCOATING	MOST	09/28/2000	ROBERT ESSLINGER	RA	\$436,898
City/Town Project Count: 1							Subtotal: \$436,898
ALTON	198601004	ALTON DISTRICT OFFICE	LUST	03/13/2008	NH ELECTRIC COOPERATIVE	RA-H	\$89,516
	199409033	ALTON IRVING BULK TERMINAL	LAST	08/15/2001	HIGHLAND FUELS DELIVERY LLC - IRVI	RA	\$428,605
	199701011	FORMER MOUNT MAJOR COUNTRY STORE	LUST	08/21/1996	CLAIRE FOLEY	RA	\$346,499
	199809011	ALTON CIRCLE MARKET	LUST	07/25/1998	GEORGE C. STAFFORD & SONS	RA	\$414,857
City/Town Project Count: 4							Subtotal: \$1,279,477
ANDOVER	199401025	ANDOVER CIRCLE K	LUST	08/17/2007	FOODSTOP, INC.	GM	\$76,969
City/Town Project Count: 1							Subtotal: \$76,969
ANTRIM	198904014	MR MIKES ANTRIM FRM SUNOCO	LUST	06/29/1989	ALLIANCE ENERGY LLC - GLOBAL MON	GM	\$258,873
	199110077	T BIRD MINI MART	LUST	10/22/1991	CHESHIRE OIL COMPANY INC	GM	\$289,521
City/Town Project Count: 2							Subtotal: \$548,394
ASHLAND	199910001	ASHLAND ELECTRIC DEPT	LUST	09/29/1999	TOWN OF ASHLAND	GM	\$432,178
	200009045	L W PACKARD & CO INC	LUST	03/04/2004	SCOTT HEATH	GM	\$90,867
	200512012	VIDEO SENSE	LUST	11/08/2005	THOMAS E. PETERS	GM	\$124,812
City/Town Project Count: 3							Subtotal: \$647,857
ATKINSON	200104056	SUNOCO 0366 6419	LUST	04/18/2001	SUNOCO, INC. (R&M)	GM	\$79,482
	200407090	ATKINSON WOODS	ETHER	11/21/2001	UNKNOWN	GM	\$10,019
	200609088	OAK RIDGE DRIVE MTBE CONTAMINATION	ETHER	09/25/2006	UNKNOWN SOURCE (GEORGE)	RA	\$6,660
	200610084	ATKINSON AUTO BODY AND SALES	ETHER	04/12/2012	SHAG REALTY TRUST	SI	\$16,778
	200704053	DANIEL PELLETIER	OPUF	04/21/2007	DANIEL PELLETIER	GM	\$62,339
	200712009	KIMBALL HOUSE	OPUF	12/07/2007	TOWN OF ATKINSON	RA	\$38,584
	201008046	NOYES PROPERTY	OPUF	08/23/2010	KELLY-ANNE NOYES	SI	\$30,209
City/Town Project Count: 7							Subtotal: \$244,071
AUBURN	199501013	AUBURN SUPERMARKET	LUST	01/11/1995	DK ENERGY, LLC	GM	\$591,836
	199806050	FMR. AUBURN GO GO	LUST	06/09/1998	BRADFORD OIL CO	RA	\$755,245
	200510042	VANDERPUTTEN RESIDENCE	OPUF	10/22/2013	MICHAEL MCCOOLE	IR	\$14,176
City/Town Project Count: 3							Subtotal: \$1,361,257

Table 4 - Cleanup Projects In-Progress by Community as of June 30, 2015

City/Town	NHDES Site No.	Site/Location Name	Type	Start Date (1)	Current Responsible Party	Category	Total Eligible Costs
BARNSTEAD	199705028	FORMER KNIRSCH PROPERTY	LUST	05/27/1997	DUNCAN REALTY, LLC	GM	\$286,445
City/Town Project Count: 1							Subtotal: \$286,445
BEDFORD	198703001	BEDFORD MOBIL	LUST	07/01/1988	SCAS WORTHEN, INC.	RA	\$1,395,925
	199201019	MOBIL 10977	LUST	05/28/1992	GLOBAL COMPANIES LLC	RA	\$612,163
	200609007	SEIFERT RESIDENCE	OPUF	09/06/2006	JEFF SEIFERT	GM	\$36,555
	201002055	CHAUVETTE RESIDENCE	OPUF	02/19/2010	ALBERT CHAUVETTE	GM	\$1,966
	201405007	HENault RESIDENCE	OPUF	05/01/2014	JILL HENault	IR	\$8,150
City/Town Project Count: 5							Subtotal: \$2,054,758
BELMONT	199108023	BELMONT LACONIA RD CIRCLE K	LUST	04/23/1991	FOCO, INC.	GM	\$1,396,408
	199812205	FORMER IRVING STATION	LUST	12/17/1998	OCW RETAIL-BELMONT, LLC	GM	\$157,876
City/Town Project Count: 2							Subtotal: \$1,554,284
BERLIN	199709018	REDS MOBIL	LUST	06/11/1997	P & L COTE INC	GM	\$169,576
City/Town Project Count: 1							Subtotal: \$169,576
BETHLEHEM	199011012	BETHLEHEM CIRCLE K	LUST	11/08/1990	CINDY HOLMES	GM	\$113,636
	199105035	FORMER N & B ENTERPRISES	LUST	04/29/1991	NORMAN & BETTY MCCULLOCK	RA	\$272,878
	199503008	PRESBY ENERGY INC	LUST	10/30/1997	PRESBY ENERGY, INC.	GM	\$126,079
City/Town Project Count: 3							Subtotal: \$512,593
BOSCAWEN	198904022	JOHNSONS GARAGE	LUST	12/14/1979	JEFFREY JOHNSON	RA	\$224,203
	201105022	FORMER SILVER FARM	LUST	04/05/2011	WATER STREET FARM, LLC	RA	\$558,859
	201305032	WELCOME RESIDENCE	OPUF	05/23/2013	DAWN WELCOME	IR	\$14,870
City/Town Project Count: 3							Subtotal: \$797,932
BOW	198910035	MR MIKES BOW	LUST	06/01/1989	ALLIANCE ENERGY LLC - GLOBAL MON	RA	\$323,179
	199102011	MOBIL 10571	LUST	02/04/1991	GLOBAL COMPANIES LLC	RA	\$190,537
	200304047	GRAPPONE HONDA DEALERSHIP	ETHER	11/17/2004	UNKNOWN	GM	\$71,660
City/Town Project Count: 3							Subtotal: \$585,376
BRADFORD	198400068	FORMER BOWIES MARKET	ETHER	04/29/2002	BRADFORD LEDGEWOOD PROP., LLC	GM	\$17,455
	199307010	BRADFORD SUNOCO	LUST	10/19/2010	BRADFORD MANAGEMENT LLC	SI	\$74,541
City/Town Project Count: 2							Subtotal: \$91,996
BRENTWOOD	198906062	ROCKINGHAM COUNTY COMPLEX	LUST	10/17/1990	ROCKINGHAM COUNTY ENG.& MAINT. I	RA-H	\$223,249
City/Town Project Count: 1							Subtotal: \$223,249
CAMPTON	199109021	MOBIL STATION 17747	LUST	06/16/1993	EXXONMOBIL ENV. SERVICES COMPAN	GM	\$317,898
City/Town Project Count: 1							Subtotal: \$317,898
CANAAN	198908065	EVANS EXPRESSMART	LUST	10/03/1996	EVANS GROUP INC	RA-H	\$247,501

Table 4 - Cleanup Projects In-Progress by Community as of June 30, 2015

City/Town	NHDES Site No.	Site/Location Name	Type	Start Date (1)	Current Responsible Party	Category	Total Eligible Costs
	198908066	AUTOWARE INC	LUST	09/08/1989	TOWN OF CANAAN	SI	\$426,324
	199810046	PLEASANT VALLEY VARIETY STORE	LUST	10/22/1998	BRADFORD OIL COMPANY	RA-H	\$581,659
City/Town Project Count: 3							Subtotal: \$1,255,483
CANDIA	198708030	D C MOBIL	LUST	08/30/1987	D.C. MOBIL GAS STATION	GM	\$253,740
City/Town Project Count: 1							Subtotal: \$253,740
CANTERBURY	200505067	SHAKER VILLAGE	LAST	05/18/2005	CANTERBURY SHAKER VILLAGE	GM	\$194,209
City/Town Project Count: 1							Subtotal: \$194,209
CARROLL	198804002	FOSTERS CROSSROADS	LUST	04/06/1988	JOHN FOSTER	GM	\$84,983
	199904006	MT WASHINGTON TRADING POST	LUST	01/31/1999	IRVING OIL MARKETING INC	GM	\$260,360
	199907014	TWIN MOUNTAIN SUNOCO	LUST	03/28/1999	GREG & LORI HOGAN	GM	\$286,670
City/Town Project Count: 3							Subtotal: \$632,013
CHARLESTOWN	199001002	BATCHELDER BROS	LUST	12/20/1989	CHAMPLAIN OIL COMPANY	RA-H	\$169,396
City/Town Project Count: 1							Subtotal: \$169,396
CHESTER	200605081	OAK HILL	ETHER	09/19/2007	UNKNOWN SOURCE	GM	\$205
City/Town Project Count: 1							Subtotal: \$205
CHESTERFIELD	199305015	KHYBER CONVENIENCE STORE	LUST	05/24/1993	BARROWS COAL CO	GM	\$213,811
	200711008	BARKER RESIDENCE	OPUF	11/08/2007	JANE BARKER	SI	\$7,066
City/Town Project Count: 2							Subtotal: \$220,877
CHICHESTER	199011031	Z-1 EXPRESS	LUST	10/16/1990	Z1 EXPRESS - CHICHESTER LLC	GM	\$487,044
	199102044	CHICHESTER MOBIL	LUST	03/07/2002	CHICHESTER MOBIL LLC	RA	\$633,641
	199809068	HESS 29201	LUST	10/14/2001	HESS REALTY LLC	GM	\$131,031
City/Town Project Count: 3							Subtotal: \$1,251,716
CLAREMONT	198903021	MULBERRY ST BULK FUEL FACILITY	LAST	04/14/2006	WINDHAM ENVIRONMENTAL LLC	GM	\$124,760
	199002003	MAIN WAY SERVICE CENTER	LUST	01/03/1990	ROGER & PATRICIA HOFMAN	RA-H	\$58,727
	199105031	LIMOGES OIL & PROPANE CO	LUST	05/17/1991	LIMOGES OIL AND PROPANE CO	GM	\$368,714
	199410031	FORMER GODDARDS BAKERY	LUST	02/07/2000	CITY OF CLAREMONT	GM	\$153,992
	199509029	FORMER ARTS MARKET	LUST	10/19/2007	SCOTT BROWN	GM	\$253,939
	199608034	CLAREMONT MOBIL	LUST	08/09/1996	FOODSTOP, INC.	GM	\$56,204
	199805015	R E HINKLEY CO INC	LAST	10/17/2006	R & G PROPERTIES, INC.	RA	\$35,112
	201203030	LEMIEUX PROPERTY	OPUF	02/23/2012	MICHAEL LEMIEUX	IR	\$3,464
City/Town Project Count: 8							Subtotal: \$1,054,912
CLARKSVILLE	199209014	FIRST CLARKSVILLE STORE	LAST	06/06/2008	FRANCINE LEMAY	SI	\$89,934
City/Town Project Count: 1							Subtotal: \$89,934

Table 4 - Cleanup Projects In-Progress by Community as of June 30, 2015

City/Town	NHDES Site No.	Site/Location Name	Type	Start Date (1)	Current Responsible Party	Category	Total Eligible Costs
COLEBROOK	200310043	NUGENT BULK PLANT	LAST	09/14/2007	ESTATE OF PETER NUGENT	GM	\$82,001
City/Town Project Count: 1							Subtotal: \$82,001
CONCORD	198605043	FORMER ALLIED LEATHER TANNERY	LUST	02/26/1987	CITY OF CONCORD	RA	\$345,071
	198704001	STATE PRISON	OPUF	04/11/1998	NH DEPT OF CORRECTIONS	IR	\$30,550
	198904036	EASTMAN ST EXXON	LUST	09/16/1991	EXXON MOBIL CORP	GM	\$141,682
	198904039	MOBIL STATION (01-367) 5D2	LUST	04/19/1988	EXXONMOBIL OIL CORP	RA	\$195,274
	198905028	SOUTH COMMERCIAL STREET MOBIL	LUST	01/26/1990	THE FRIENDLY KITCHEN	GM	\$716,897
	199004021	NH DOT HIGHWAY GARAGE 12	LUST	05/04/1990	NH DEPT. OF TRANSPORTATION	GM	\$166,590
	199007002	PAGE BELTING COMPANY	LUST	06/26/1990	CONCORD HISTORIC ASSOCIATES LP	GM	\$204,179
	199007029	EXXON DIV OF CFI 2861	LUST	05/04/2000	CUMBERLAND FARMS INC	RA-H	\$122,713
	199007032	STORE 24	LUST	07/31/1990	CITY NORTH DEVELOPMENT LLC		\$40,631
	199009031	FORMER WARREN STREET PUBLIC WORKS	LUST	08/11/1994	CONCORD SCHOOL DISTRICT SAU #8	RA	\$340,104
	199104009	FORMER JOHNSON & DIX BULK FUEL	FUEL	04/15/1991	NHDOT	GM	\$110,653
			LUST	04/15/1994	NH DOT	RA-H	
	199104021	RTE 106 SHELL FMR FULLERS CONV	LUST	03/12/2003	FULLER FAMILY CONCORD REALTY TR	RA-H	\$228,420
	199105002	CUMBERLAND FARMS 2813	LUST	04/30/1991	CUMBERLAND FARMS INC	GM	\$192,943
	199105003	CAPITAL AUTO REPAIR	LUST	05/01/1991	59 PLEASANT STREET, LLC	GM	\$208,324
	199105033	CONCORD AIRPORT	LUST	05/17/2001	CITY OF CONCORD	GM	\$305,367
	199201032	CONCORD COACH LINES INC	LUST	11/06/1991	STATE OF NH - DRED	GM	\$116,814
	199203047	CONCORD N STATE ST CIRCLE K	LUST	02/20/1992	FOCO, INC.	RA	\$269,056
	199209022	MANCHESTER STREET SUNOCO	LUST	09/22/1992	ARANCO OIL COMPANY	GM	\$906,283
	199210026	CUMBERLAND FARMS 2890	LUST	01/14/2003	CUMBERLAND FARMS, INC.	RA-H	\$162,206
	199302009	SOUTH MAIN CITGO	LUST	01/18/1993	ARANCO OIL COMPANY	RA-H	\$532,852
	199306008	HESS 29500	LUST	02/16/1993	HESS RETAIL OPERATIONS LLC	GM	\$135,359
	199404026	SHELL 100017	LUST	03/15/1994	MOTIVA ENTERPRISE LLC	RA-H	\$214,178
	199407068	PRESCOTT & SONS OIL	LAST	07/12/2002	JOHNNY PRESCOTT & SON OIL CO.	RA	\$619,006
	199501047	7 ELEVEN 33337	LUST	03/14/2002	CHRISTOPHER KIRITSIS	GM	\$161,962
	199607001	REYNOLD ADDARIO	LUST	07/01/1996	BINDERY REDEVELOPMENT, LLC	IR	\$25,154
199709010	CUMBERLAND FARMS 2826	LUST	09/11/1997	CUMBERLAND FARMS, INC.	GM	\$103,887	
199812213	FORMER GETTY STATION 55208	LUST	08/08/2006	GETTY PROPERTIES CORP.	RA	\$93,525	
200001025	NH DISTRIBUTORS INC	LUST	01/17/2005	NH DISTRIBUTORS	RA-H	\$143,509	
200708037	DENONCOURT PROPERTY	OPUF	08/14/2007	PHILLIP DENONCOURT	GM	\$35,127	
City/Town Project Count: 30							Subtotal: \$6,868,317
CONWAY	198810001	CONWAY CIRCLE K	LUST	10/06/1988	IRVING OIL MARKETING, INC	GM	\$153,038
	198810010	VALLEY CONVENIENCE STORE	LUST	10/14/1988	IOCMA, INC - IRVING	GM	\$671,573

Table 4 - Cleanup Projects In-Progress by Community as of June 30, 2015

City/Town	NHDES Site No.	Site/Location Name	Type	Start Date (1)	Current Responsible Party	Category	Total Eligible Costs
	198903040	CUMBERLAND FARMS 2849	LUST	03/30/1989	CUMBERLAND FARMS INC	RA-H	\$330,366
	199008005	RTE 302 SUNOCO FRMR COBBLE POND FAR	LUST	05/18/1990	DASAN PROPERTIES, LLC	GM	\$376,795
	199604010	CONWAY MARKET PLACE	LUST	07/06/1994	CONWAY MARKETPLACE ASSOC., LLC	GM	\$26,232
	199809052	FORMER KENNETT OIL CO INC	LAST	09/12/2006	KENNETT OIL COMPANY, INC.	GM	\$988,894
	199912015	EASTERN SLOPE INN	OPUF	12/03/1999	RIVER RUN CO & EASTERN SLOPE INN	GM	\$144,332
	200003054	SAMAIYRA MART/FMR. N. CONWAY QUICK S	LUST	11/09/1993	FALCON PETROLEUM, LLC	RA	\$379,125
	200111018	BIG APPLE STORE	LUST	11/26/2001	C N BROWN COMPANY	GM	\$189,842
	201407048	MUNRO PROPERTY	OPUF	07/29/2014	CAROLYN MUNRO	IR	\$10,108
City/Town Project Count: 10							Subtotal: \$3,270,305
CORNISH	199504001	CORNISH ELEMENTARY SCHOOL	LUST	03/30/1995	SAU #6	GM	\$70,551
City/Town Project Count: 1							Subtotal: \$70,551
DALTON	198903039	TOP OF THE HILL STORE	LUST	07/01/1988	ROBERT RICHARD	RA	\$668,611
City/Town Project Count: 1							Subtotal: \$668,611
DANBURY	199710031	DANBURY GENERAL STORE	LUST	08/11/2004	CAROL HEATH	GM	\$290,971
City/Town Project Count: 1							Subtotal: \$290,971
DEERFIELD	198904027	DEERFIELD MART LLC FMR MR MIKES	LUST	11/29/1990	PENGUIN DEERFIELD REALTY HOLDING	GM	\$398,939
City/Town Project Count: 1							Subtotal: \$398,939
DERRY	198401036	NH BORING INC FMR DERRY DPW	LUST	04/27/1983	TOWN OF DERRY	RA	\$116,120
	198604002	FORMER DAVE ALLEN LINCOLN MERCURY	LUST	04/01/1989	GLENN M ALLEN	RA	\$537,308
	198710034	GIBBS OIL CO LTD PARTNERSHIP	LUST	06/16/1997	GIBBS OIL COMPANY LP	GM	\$93,681
	199110005	JOE EDDIE'S MARKETPLACE	LUST	10/03/1991	MICHAEL BRYANT	GM	\$59,432
	199204001	7 ELEVEN 32500	LUST	04/02/1992	7-ELEVEN INC	GM	\$200,514
	199312008	DERRY FIRE DEPT	LUST	09/03/1993	TOWN OF DERRY	GM	\$44,228
	199407069	DUSTON OIL FACILITY	LAST	10/07/2002	TOWN OF DERRY	GM	\$203,871
	199501007	GREEN VALLEY 55211 FRM GETTY	LUST	01/09/1995	GETTY PROPERTIES CORPORATION	GM	\$332,131
	199512007	METRO PLAZA FMR KERSHAW'S	LUST	10/03/2000	METRO PLAZA LLC	GM	\$210,010
	199702036	VINCENT GRANDE	LUST	11/22/1996	LEOS & VOJTECH KUBEC	RA	\$97,248
	200004050	CUMBERLAND FARMS 2828	LUST	07/10/2001	CUMBERLAND FARMS	GM	\$85,756
	200109011	WEBER AUTO & TRUCK PARTS INC	LAST	09/01/2001	WEBER AUTO & PARTS, INC.	RA	\$747,641
	201008026	CHISM MACHINERY	LUST	06/08/2010	MPV DEVELOPMENT, LLC	SI	\$32,425
City/Town Project Count: 13							Subtotal: \$2,760,365
DIXVILLE	198401040	THE BALSAMS	LUST	11/15/2012	BALSAMS VIEW, LLC	SI	\$350,408
	199103034	NH DOT PS 103	LUST	10/15/1990	NH DOT	SI	\$204,448
City/Town Project Count: 2							Subtotal: \$554,856

Table 4 - Cleanup Projects In-Progress by Community as of June 30, 2015

City/Town	NHDES Site No.	Site/Location Name	Type	Start Date (1)	Current Responsible Party	Category	Total Eligible Costs
DOVER	198401044	DOVER WATER DEPT GRIFFIN & IRELAND V	ETHER	07/24/2004	UNKNOWN	SI	\$74,222
	198406021	WILLAND POND AUTO REPAIR INC	LUST	06/01/1987	NEW ENGLAND PETROLEUM LP	RA	\$130,141
	198802012	DOVER MINIMART	LUST	01/14/2002	NORTH HAVERHILL MANAGEMENT COF	RA-H	\$133,076
	198904019	BOBS GULF	LUST	07/01/1988	ROBERT KARKOS	RA-H	\$190,194
	199012028	D & M MOBIL	LUST	12/13/1990	ALLIANCE ENERGY LLC - GLOBAL MON	RA-H	\$271,253
	199105001	SPAULDING CITGO	LUST	05/01/1991	ARANCO OIL COMPANY	RA	\$263,375
	199202044	DOVER PUBLIC WORKS GARAGE	LUST	04/17/1991	CITY OF DOVER	RA-H	\$518,715
	199305014	ALCOTT MANAGEMENT PROPERTY	LUST	04/13/1993	DRAKE PETROLEUM COMPANY INC	RA	\$259,665
	199312002	FORMER SOUTHSIDE CARWASH & GAS	LUST	12/02/1993	A.L. PRIME ENERGY CONSULTANT, INC	GM	\$190,209
	199312022	U HAUL MOVING CENTER	LUST	12/13/1993	AMERCO REAL ESTATE COMPANY	GM	\$171,172
	199407052	SHELL 100106	LUST	04/24/1993	MOTIVA ENTERPRISES	RA-H	\$238,659
	199411038	DOVER PAINT & VARNISH PROPERTY	LUST	11/23/1994	DOVER PAINT AND VARNISH PROPERT	GM	\$476,075
	199601009	DOVER CIRCLE K	LUST	01/08/1996	IRVING OIL MARKETING INC	GM	\$131,446
	199803047	CENTURY 21 (FMR JENNEY STATION)	LUST	11/12/1997	233 CENTRAL AVE INC	GM	\$54,152
	199805063	NORTHSIDE SUNOCO	LUST	03/29/2002	TDL GAS & FOOD CORP	GM	\$105,698
	199810052	SHELL 167899	LUST	02/18/2003	MOTIVA ENTERPRISES, LLC	GM	\$2,453,406
			LUST	06/03/1998	RAVENELLE ENTERPRISES, LLC	RA	
	199810075	DOVER PLAZA CITGO	LUST	11/04/2011	ARANCO OIL CO. INC.	GM	\$80,438
	200005029	AMERICAN LIGHTNING ROD CO	LUST	09/02/2003	171 WATSON ROAD OF DOVER HOLDIN	GM	\$202,974
	200711028	RAND RESIDENCE	OPUF	11/18/2007	DENISE RAND	SI	\$4,336
201208065	MCDONNELL PROPERTY	LUST	08/14/2012	PAUL & KRISTIN FORD	GM	\$67,991	
201308018	FIRST STREET PARKING LOT	LUST	08/15/2013	CITY OF DOVER	SI	\$48,530	
City/Town Project Count: 22							Subtotal: \$6,065,728
DURHAM	198706033	GIBBS OIL CO LTD PARTNERSHP FMR CHAF	LUST	02/11/2002	GIBBS OIL COMPANY LP	GM	\$168,607
	198906040	DURHAM CIRCLE K	LUST	07/01/1988	NEW COURTHOUSE VENTURES 1&2, LL	GM	\$63,293
	199309048	FORMER E & B MOBIL (DURHAM MOBIL)	LUST	06/24/1993	SNOW FLAKE HOLDINGS	GM	\$199,225
	199904007	DURHAM VILLAGE GARAGE	LUST	01/31/1999	DURHAM VILLAGE GARAGE	RA	\$101,427
	200004049	CUMBERLAND FARMS 2830	LUST	04/24/2000	CUMBERLAND FARMS	GM	\$101,756
City/Town Project Count: 5							Subtotal: \$634,309
ENFIELD	199007015	EVANS FUEL	LUST	05/01/1990	EVANS GROUP INC.	GM	\$973,208
	199107004	PETRO MART	LUST	06/25/1991	FOLEY OIL CO.	GM	\$339,374
	199609024	ENFIELD GARAGE TIRE & AUTO	LUST	09/11/1996	RONALD HAWTHORNE	GM	\$118,331
	199907013	GEORGES SUPER VALUE	LUST	01/14/1999	KENT LOUPIS	GM	\$160,302
City/Town Project Count: 4							Subtotal: \$1,591,215
EPPING	198904007	GREEN VALLEY 55257 FRM GETTY	LUST	12/11/1996	GETTY PROPERTIES CORP.	RA-H	\$125,932

Table 4 - Cleanup Projects In-Progress by Community as of June 30, 2015

City/Town	NHDES Site No.	Site/Location Name	Type	Start Date (1)	Current Responsible Party	Category	Total Eligible Costs
	198908001	EPPING FIRE DEPT (FRMLY SONNY'S GULF)	LUST	05/19/1989	TOWN OF EPPING	GM	\$78,291
	199204023	CUMBERLAND FARMS 2817	LUST	04/23/1992	CUMBERLAND FARMS, INC.	GM	\$169,595
	200412055	TIM & JONIS TOWING/AUTO RECYCLING	ETHER	10/14/2003	CASTVESTER CORP- PSNH#565435510	RA	\$873,876
	200502026	EPPING AUTO SALVAGE	ETHER	03/07/2005	EPPING AUTO SALVAGE & EPPING AUT	RA	\$217,070
	201502021	HOUGHTON PROPERTY	OPUF	02/05/2015	KATHY HOUGHTON	IR	\$27,568
City/Town Project Count: 6							Subtotal: \$1,492,331
EPSOM	199010010	FORMER AGWAY PETROLEUM	LAST LUST	04/05/1993 10/15/1990	YAWGA ENERGY PRODUCTS, LLC YAWGA ENERGY PRODUCTS LLC	GM GM	\$967,755
	199104002	GREEN VALLEY 55258 FRM GETTY	LUST	03/28/1991	GETTY PROPERTIES CORPORATION	RA	\$178,137
	199210019	EVANS EXPRESSMART	LUST	10/21/1992	EVANS GROUP INC	RA-H	\$352,240
City/Town Project Count: 4							Subtotal: \$1,498,132
ERROL	199901007	GREAT NORTH WOODS ONE STOP INC	LUST	10/06/1998	GREAT NORTHWOODS ONE STOP INC	GM	\$337,898
City/Town Project Count: 1							Subtotal: \$337,898
EXETER	198406019	FORMER TEXACO SERVICE STATION	LUST	07/01/1987	CHEVRON ENVIRONMENTAL MANAGEN	GM	\$104,004
	198406020	ROBERT MOORE PROPERTY	LUST	02/15/1999	ROCHELLE REALTY, LLC	GM	\$318,198
	198706022	PAWLAK PROPERTY (FRM PETRO STORAGE	LUST	04/30/1987	DR. WILFRED S. PAWLAK	RA	\$369,017
	199002001	MOBIL 10538	LUST	08/29/1989	GLOBAL MONTELLO GROUP CORP	RA-H	\$134,451
	199309038	EXETER SUNOCO	LUST	09/24/1993	ARANCO OIL COMPANY INC	GM	\$202,281
	199311002	FORMER FLYNNS CAR WASH	LUST	10/25/1993	SEABROOK ONE STOP, INC.	GM	\$187,252
	199402006	GETTY STATION 55259	LUST	02/07/1994	GETTY PROPERTIES CORP	GM	\$282,365
	199409072	EXETER PETROLEUM	LUST	08/12/1994	NEW ENGLAND PETROELUM LP	GM	\$141,057
	199503036	ROBERTS AUTOMOTIVE	LUST	01/11/2013	TOWITALL, LLC	GM	\$29,850
	199803061	KEVIN KING ENTERPRISES	LUST	03/01/1998	KEVIN KING ENTERPRISES	SI	\$97,544
	199809029	DEPARTMENT OF PUBLIC WORKS	LUST	09/07/1998	TOWN OF EXETER/ DEPT. OF PUBLIC V	GM	\$255,860
	200007045	GREEN VALLEY 55254 FRM GETTY	LUST	04/30/2008	GETTY PROPERTIES CORPORATION	GM	\$66,713
City/Town Project Count: 12							Subtotal: \$2,188,589
FARMINGTON	199901031	A J CAMERON SOD FARM	LUST	01/03/1999	A. J. CAMERON SOD FARMS, INC.	GM	\$87,125
	200903052	STEVENS RESIDENCE	OPUF	03/16/2009	CARRY STEVENS	GM	\$11,983
City/Town Project Count: 2							Subtotal: \$99,108
FITZWILLIAM	200511075	FORMER NICKS USED CARS AND AUTO PA	ETHER	09/21/2005	CAR GUYZ AUTO RECYCLERS, LLC	RA	\$211,147
City/Town Project Count: 1							Subtotal: \$211,147
FRANCESTOWN	199601022	FRANCESTOWN VILLAGE STORE	LUST	01/28/1996	EDWARD TIFFANY	SI	\$306,522
City/Town Project Count: 1							Subtotal: \$306,522
FRANCONIA	198605555	FMR. HUNT'S AUTO REPAIR	ETHER	10/06/2005	PRESBY RECYCLING LLC	GM	\$163,999

Table 4 - Cleanup Projects In-Progress by Community as of June 30, 2015

City/Town	NHDES Site No.	Site/Location Name	Type	Start Date (1)	Current Responsible Party	Category	Total Eligible Costs
City/Town Project Count: 1							Subtotal: \$163,999
FRANKLIN	199608021	FRANKLIN BUSINESS CENTER	OPUF	03/28/2012	MASS INVESTMENT GROUP LLC	SI	\$9,732
	199808031	M&K MOTORSPORTS LLC	ETHER	11/15/2010	CITY OF FRANKLIN	SI	\$27,136
	199809010	WILLOW HILL FOOD & BEVERAGE	LUST	11/02/1997	GEORGE C. STAFFORD AND SONS	GM	\$148,469
City/Town Project Count: 3							Subtotal: \$185,337
FREEDOM	199407041	FREEDOM MARKET	LUST	05/09/1994	WAYNE & DOROTHY MARSHALL	GM	\$132,430
	199906001	FORMER COUNTRY FOOD STOP	LUST	04/07/1999	G. WENDELL BROOKS	GM	\$372,799
City/Town Project Count: 2							Subtotal: \$505,229
FREMONT	199004010	VILLAGE MARKET	LUST	08/23/2014	DEVI, INC	IR	\$39,979
City/Town Project Count: 1							Subtotal: \$39,979
GILFORD	199002006	LOWES FMR LAKES REGION PLAZA/MOBIL	LUST	05/05/1993	EXXONMOBIL	RA	\$290,701
	199703054	MOUNTAIN VIEW YACHT CLUB	LUST	03/25/1997	MOUNTAIN VIEW YACHT CLUB	GM	\$89,740
	200012005	DURETTE PROPERTY	OPUF	12/04/2000	JOSEPH & HILDA DURETTE	IR-H	\$6,829
	201410016	SEARLES PROPERTY	OPUF	10/06/2014	STEPHAN SEARLES	IR	\$3,178
City/Town Project Count: 4							Subtotal: \$390,448
GILMANTON	198908003	NUTTER CONSTRUCTION	LUST	06/19/1989	ETHYLYN G. NUTTER	GM	\$145,068
	199610005	D&B AUTOBODY	OPUF	09/02/1996	LUCKY SEVEN HOLDINGS, LLC	GM	\$92,241
City/Town Project Count: 2							Subtotal: \$237,309
GOFFSTOWN	198709025	PERRAS AUTO BODY	MOST	03/27/2008	PERRAS AUTO INC/ CO ROBERT C PER	GM	\$128,087
	198904012	A1 GAS	LUST	01/01/1988	RICE OIL COMPANY	GM	\$117,977
	199005008	SARETTES CORNER CONVENIENCE LLC	LUST	01/20/1995	JOHNNY'S TIRE & BATTERY (EXXON ST	GM	\$987,609
	199405023	FORMER PINARDVILLE MOBIL	LUST	05/04/2002	WORLD WIDE PROPERTIES LLC	GM	\$136,918
	200211021	DANIEL PLUMMER RD AREA	ETHER	01/16/1987	UNKNOWN	GM	\$48,034
	200307136	FORMER CLOUTIER INDUSTRIAL PROPERTY	LUST	05/27/2003	MB3 REALTY 733 MAST ROAD, LLC	GM	\$133,746
City/Town Project Count: 6							Subtotal: \$1,552,371
GORHAM	198906042	GORHAM DELI MART	LUST	07/01/1988	C N BROWN CO	GM	\$421,081
	199307021	FMR. GORHAM CITGO	LUST	07/08/1993	C N BROWN CO	GM	\$421,292
	201501034	KEN WHITEHOUSE RESIDENCE	OPUF	01/29/2015	KEN WHITEHOUSE	IR	\$18,135
City/Town Project Count: 3							Subtotal: \$860,508
GOSHEN	199007016	GOSHEN COUNTRY STORE	LUST	05/16/1990	STEVE LABOSSIERE	RA	\$351,081
City/Town Project Count: 1							Subtotal: \$351,081
GRAFTON	200901034	BATES PROPERTY	OPUF	01/22/2009	SUSAN BATES	SI	\$45,080
	201402012	WHITE PROPERTY	OPUF	02/06/2014	SHERRY WHITE	IR	\$17,350
City/Town Project Count: 2							Subtotal: \$62,430

Table 4 - Cleanup Projects In-Progress by Community as of June 30, 2015

City/Town	NHDES Site No.	Site/Location Name	Type	Start Date (1)	Current Responsible Party	Category	Total Eligible Costs
GRANTHAM	198704013	EASTMAN GOLF COMMUNITY/ MAINTENANC	LUST	04/10/1989	EASTMAN COMMUNITY ASSOCIATION	GM	\$400,924
	199203050	GRANTHAM CIRCLE K FMR GRANTHAM MTN	LUST	12/22/2005	IRVING OIL MARKETING INC	GM	\$124,862
City/Town Project Count: 2							Subtotal: \$525,786
GREENFIELD	198708004	CROTCHED MOUNTAIN FOUNDATION	OPUF	03/12/2004	CROTCHED MOUNTAIN SCHOOL	SI	\$130,629
City/Town Project Count: 1							Subtotal: \$130,629
GREENLAND	198905045	GREENLAND MOBIL	LUST	01/01/1990	EXXONMOBIL ENVIRONMENTAL SERVICE	RA-H	\$790,659
	198906010	CUMBERLAND FARMS 2821	LUST	12/03/1987	CUMBERLAND FARMS, INC.	GM	\$117,372
	199110083	GREENLAND TRAVEL CENTER	LUST	09/16/1991	HPT GL PROPERTIES LLC	RA	\$306,277
			LUST	10/16/2003	HPT GL PROPERTIES LLC	RA-H	
	199301026	FORMER TOTAL SEAL	LUST	01/29/1993	1 ALDEN AVENUE LLC	GM	\$160,482
199603018	NYNEX FACILITY	LUST	12/19/1995	ALBACADO GREENLAND LP	RA	\$118,758	
City/Town Project Count: 6							Subtotal: \$1,493,547
GREENVILLE	200111012	ROSARIO BERNIER INC	LUST	08/22/2001	ROSARIO BERNIER, INC.	RA-H	\$204,292
	200511086	FITCHBURG ROAD AUTO SALES/SALVAGE	ETHER	11/02/2005	FITCHBURG ROAD AUTO BODY	SI	\$27,740
City/Town Project Count: 2							Subtotal: \$232,033
HAMPSTEAD	198710033	HAMPSTEAD CENTER MARKET	LUST	08/09/1988	EXXON MOBIL CORP	RA-H	\$650,658
	199404018	DUSTON OIL CO INC	LUST	02/25/1994	CRAIG F. DIFEO	RA-H	\$92,391
	199611004	DONS MARKET	LUST	11/04/1996	DON'S MARKET INC	RA-H	\$442,923
City/Town Project Count: 3							Subtotal: \$1,185,972
HAMPTON	198705062	FOSS MANUFACTURING CO LLC	ETHER	11/23/1993	FOSS MANUFACTURING COMPANY LLC	GM	\$53,768
	198712007	DANAS TOWING/FORMER EXXON	LUST	07/12/1988	EXXON MOBIL CORP	GM	\$195,518
	198908052	FORMER JOHNSON TIRE	LUST	08/01/1989	HAMPTON-WG-LAFAYETTE & SCOTT, L	GM	\$138,934
	199309051	GETTY STATION 55260	LUST	09/10/1993	GETTY PROPERTIES CORPORATION	GM	\$202,729
	199812237	MOBIL 10341	LUST	05/07/2002	GLOBAL MONTELLO GROUP CORP	GM	\$138,434
City/Town Project Count: 5							Subtotal: \$729,382
HAMPTON FALLS	199702041	HAMPTON FALLS CITGO	LUST	05/24/1996	WATSON NH LLC	GM	\$215,201
	201101040	RCA SEACOAST HEADSTART	ETHER	01/19/2011	WATSON NH INC	GM	\$3,144
City/Town Project Count: 2							Subtotal: \$218,345
HANOVER	198802009	HANOVER CONSUMERS COOP SOCIETY	LUST	02/03/1989	HANOVER CONSUMER'S CO-OP SOC	GM	\$138,146
	198912003	HANOVER GO GO	LUST	11/16/1989	BRADFORD OIL COMPANY, INC.	GM	\$257,208
	199106026	FORMER HANOVER AUTO	LUST	05/17/1991	DONALD HAWTHORNE ESTATE	RA-H	\$414,968
	199212001	HANOVER CIRCLE K FMR FOODSTOP	LUST	12/02/1992	POLARIS PROPERTIES,LLC	RA-H	\$238,429
	199508028	FORMER SPIEGEL PROPERTY	OPUF	04/04/1995	ROBERT SHUMSKY AND JUDITH WILLIA	SI	\$87,096
	199509013	TRUMBULL NELSON CONSTRUCTION CO.	LUST	09/15/1995	TRUMBULL-NELSON CONSTRUCTION	GM	\$343,325

Table 4 - Cleanup Projects In-Progress by Community as of June 30, 2015

City/Town	NHDES Site No.	Site/Location Name	Type	Start Date (1)	Current Responsible Party	Category	Total Eligible Costs
	199611025	HANOVER HIGH SCHOOL	OPUF	11/02/1996	DRESDEN SCHOOL DISTRICT SAU 70	GM	\$66,322
	200009024	UVRP LIMITED PARTNERSHIP	ETHER	03/31/2003	UVRP LIMITED PARTNERSHIP	SI-H	\$34,772
			OPUF	07/21/2000	UVRP LIMITED PARTNERSHIP	GM	
City/Town Project Count: 9							Subtotal: \$1,580,268
HAVERHILL	199209012	N HAVERHILL CONV INC FMR GARYS FUEL	LUST	09/10/1992	GARYS FUELS INC	SI	\$362,910
			MOST	04/02/2001	GARY'S FUELS INC	SI	
	199504028	MOUNTAIN LAKES DISTRICT (SKI AREA)	LUST	02/21/1995	MOUNTAIN LAKES DISTRICT	SI-H	\$13,210
	199812179	FADDENS AUTO	LUST	12/20/1998	BRADFORD OIL COMPANY	SI	\$214,986
	200309090	KAPOTIS PROPERTY	LAST	02/08/1995	CHRISTOS KAPOTIS	GM	\$172,007
	201008017	S F MCALLISTER JEWELERS	OPUF	08/05/2010	S F MCALLISTER INC	SI	\$23,393
City/Town Project Count: 6							Subtotal: \$786,506
HENNIKER	201310034	ABBOTT RESIDENCE	OPUF	10/25/2013	JENNIFER AND JOSEPH ABBOTT	IR	\$27,619
City/Town Project Count: 1							Subtotal: \$27,619
HILLSBOROUGH	198904015	MR MIKES HILLSBORO FMR HILLSBORO SUN	LUST	09/20/1988	ALLIANCE ENERGY LLC - GLOBAL MON	GM	\$248,722
	198904023	EVERSOURCE ENERGY (FMR PSNH)	LUST	07/16/1991	PSNH C/O NORTHEAST UTILITIES SERV	GM	\$141,975
	198909033	J B VAILLANCOURT INC	LAST	02/15/1983	VAILLANCOURTS FUEL LLC	GM	\$1,143,748
	199501041	RYMES HEATING OILS INC	LUST	12/12/1994	RYMES HEATING OIL, INC	RA-H	\$460,406
	199504016	J B VAILLANCOURT OFFICE	LUST	04/17/1995	LEWIS A PLETCHER	SI	\$305,055
	199707015	BELANGERS GASOLINE	LUST	07/14/1997	GEORGE BELANGER	RA-H	\$663,065
	199812218	CUMBERLAND FARMS 2843	LUST	11/19/2002	CUMBERLAND FARMS, INC.	RA-H	\$94,104
	199907032	WILLIAMS STORE	LUST	05/05/1999	WILLIAMS STORE	GM	\$95,003
	200001040	HERMAN BARRETT ENTERPRISE	LUST	11/29/1999	BARRETTS MHP@210 HENNIKER ST, LL	GM	\$201,145
City/Town Project Count: 9							Subtotal: \$3,353,224
HINSDALE	198909011	HINSDALE GULF	LUST	11/04/1989	BARROWS COAL COMPANY	RA-H	\$188,932
	199404005	FORMER ROBERT QUALTERS PROPERTY	LUST	12/01/1993	VFW	GM	\$77,316
City/Town Project Count: 2							Subtotal: \$266,248
HOLDERNESS	198810002	HOLDERNESS CIRCLE K	LUST	10/06/1988	IRVING OIL MARKETING INC	RA-H	\$129,719
City/Town Project Count: 1							Subtotal: \$129,719
HOOKSETT	198604138	GRANITE STATE SERVICE STATION	LUST	08/22/2002	ROUGH ROAD REALTY HOLDING CO., L	GM	\$325,574
	199407009	AL LAMBERTS GARAGE	ETHER	07/14/2006	ANN LAMBERT INC	GM	\$111,123
	200005045	EXXON DIV OF CFI 70103	LUST	05/05/2000	CUMBERLAND FARMS INC.	GM	\$235,501
	200205068	NORTH HOOKSETT SUNOCO	LUST	08/12/2004	SUNOCO, INC.	GM	\$31,936
City/Town Project Count: 4							Subtotal: \$704,134
HOPKINTON	198802010	MR MIKES HOPKINTON	LUST	01/02/2002	ALLIANCE ENERGY, LLC - GLOBAL MON	GM	\$113,595

Table 4 - Cleanup Projects In-Progress by Community as of June 30, 2015

City/Town	NHDES Site No.	Site/Location Name	Type	Start Date (1)	Current Responsible Party	Category	Total Eligible Costs
	199206017	CONTOOCOOK AUTO CLINIC	LUST	06/09/1992	RAYMOND MOCK	RA-H	\$384,791
	199511013	H R CLOUGH INC	LAST	07/01/2003	H.R. CLOUGH, INCORPORATED	GM	\$79,564
	200203059	BONNIE KEITH PROPERTY	OPUF	03/29/2000	BONNIE KEITH	GM	\$18,289
	200211042	BRAD SMITH PROPERTY	OPUF	11/10/2002	BRAD SMITH	GM	\$1,105
	200302022	CAMP MERRIMACK	OPUF	01/26/2012	GREEK ORTHODOX DIOCESE OF BOST	IR	\$66,944
City/Town Project Count: 6							Subtotal: \$664,289
HUDSON	198903015	C W FUELS INC FMR HUDSON GAS	LUST	08/06/1986	ARTHUR & POPPY MANELAS	GM	\$417,019
	199611024	MACDUFFIE PETROLEUM	LUST	11/25/1996	ELPASO CORPORATION	GM	\$209,707
	199810037	CUMBERLAND FARMS 2819 (FRM ADS 153)	LUST	10/07/1998	CUMBERLAND FARMS	RA-H	\$115,138
	200411094	FORMER BOUCHER PROPERTY	OPUF	03/06/2009	LARRY KANAN	SI	\$13,103
City/Town Project Count: 4							Subtotal: \$754,967
JACKSON	199403009	COOPER PROPERTY (FORMER LAROSE PR	OPUF	03/05/1994	JAMES & IBBY COOPER	GM	\$62,307
City/Town Project Count: 1							Subtotal: \$62,307
JAFFREY	198912002	REDS OF JAFFREY	LUST	10/26/1999	JOHN PEARD, SR.	GM	\$153,869
City/Town Project Count: 1							Subtotal: \$153,869
KEENE	198709010	FORMER MOBIL STATION (01-QVL)	LUST	07/17/1987	EXXONMOBIL ENVIRONMENTAL SERVI	GM	\$207,030
	198808012	CUMBERLAND FARM 2846	LUST	08/10/1988	CUMBERLAND FARMS	GM	\$248,765
	198903024	SHERMAN V ALLEN INC	LUST	05/17/1990	SHERMAN V ALLEN INC	GM	\$70,968
	198903025	DEPOT RD BULK	FUEL	04/14/2003	PATNODE DISTRIBUTING, LLC	RA	\$183,278
	198908043	KEENE CIRCLE K	LUST	10/02/2001	IRVING OIL MARKETING, INC	GM	\$58,321
	199002012	FORMER SOUNDPOWER	LUST	05/08/1989	204 WINCHESTER ST LLC	GM	\$120,568
	199301014	BOBS AUTO SERVICE	LUST	11/09/1992	WINCHESTER KEY LTD PARTNERSHIP	GM	\$104,938
	199306025	7 ELEVEN 32504	LUST	06/21/1993	7-ELEVEN INC	GM	\$117,249
	199505038	FRANS AUTO REPAIR	LUST	12/02/2002	FRAN'S OF KEENE	GM	\$122,250
	199610031	TANGLEWOOD ESTATES	OPUF	10/21/1996	STEPHEN A HYNES, LLB	GM	\$416,277
			OPUF	09/27/2007	STEPHEN HYNES, LLB	RA	
	199802052	PEOPLES LAUNDRY INC	LUST	10/29/2009	PEOPLES LAUNDRY INC	SI	\$20,516
	199811087	MARTELL COURT PUMP STATION	OPUF	01/17/2003	CITY OF KEENE, NH	GM	\$40,123
	199812224	KEENE STATE COLLEGE	OPUF	08/16/2000	KEENE STATE COLLEGE	RA-H	\$15,532
	200102034	SAVINGS BANK OF WALPOLE PROPERTY	LUST	02/16/2001	SAVINGS BANK OF WALPOLE	RA	\$115,994
	200405097	537 MAIN ST PROPERTY	OPUF	09/22/2005	543 MAIN STREET, LLC	GM	\$43,047
	200506021	MCCUES RESTAURANT	LUST	06/18/2004	MCCUES HOLDINGS LLC	GM	\$115,511
	200507015	CHESHIRE COUNTY CREDIT UNION	OPUF	04/15/2005	CHESHIRE COUNTY FEDERAL CREDIT	GM	\$27,984
	200610006	WELLS STREET PARKING GARAGE	OPUF	10/04/2006	CITY OF KEENE	SI	\$16,290
	201201047	SARGENT RESIDENCE	OPUF	01/17/2012	THERESA SARGENT	SI	\$22,252

Table 4 - Cleanup Projects In-Progress by Community as of June 30, 2015

City/Town	NHDES Site No.	Site/Location Name	Type	Start Date (1)	Current Responsible Party	Category	Total Eligible Costs
	201406020	LANGIONE PROPERTY	OPUF	06/09/2014	JOSEPH LANGIONE	IR	\$17,695
	201406071	VINCENT PROPERTY	OPUF	06/09/2014	GEORGE / MARY VINCENT	SI	\$11,602
City/Town Project Count: 22							Subtotal: \$2,096,190
KENSINGTON	199404022	UNITIL ENERGY SYSTEMS INC	LUST	11/04/1992	UNITIL ENERGY SYSTEMS INC	RA-H	\$148,856
City/Town Project Count: 1							Subtotal: \$148,856
KINGSTON	198402084	JOHNS TRUCK & AUTO	ETHER	07/12/2005	JOHNS TRUCK & AUTO SALVAGE	GM	\$140,395
	198712023	KINGSTON FOREIGN AUTO	LUST	02/04/1988	KINGSTON FOREIGN AUTO	GM	\$305,895
	198804007	FORMER MAC'S QUICK SHOP	LUST	04/01/1988	RAYMOND DURBIN	GM	\$567,372
	199602014	NORTHLAND FOREST PRODUCTS INC	LUST	08/15/1995	NORTHLAND FOREST PRODUCTS	GM	\$344,506
	199606054	W S CLARK AND SONS INC	LUST	08/04/1999	138 MAIN STREET, LLC	GM	\$274,941
City/Town Project Count: 5							Subtotal: \$1,633,108
LACONIA	198402098	SANBORNS AUTO REPAIR	LUST	02/02/1984	RALPH SANBORN	GM	\$61,442
	198500033	C C VENDING MACHINE	LUST	10/06/2004	COCA-COLA BOTTLING CO. NORTHERN	RA	\$127,792
	198605300	ST JOHNSBURY REALTY	OPUF	08/19/2013	M.T. MCCARTHY REALTY HOLDINGS, LL	IR	\$11,715
	198605397	FORMER CHRISTMAS ISLAND MOTEL	OPUF	11/19/2013	LAKEHOUSES@CHRISTMAS ISLAND LL	IR	\$163,931
	198605409	LAKES REGION GENERAL HOSPITAL	LUST	09/26/2007	LAKES REGION GENERAL HOSPITAL	GM	\$157,150
	198904018	DEPT OF PUBLIC WORKS	LUST	07/20/1988	CITY OF LACONIA/CO DPW	RA-H	\$290,097
	199003005	STAFFORD OIL CO	LAST	07/01/1988	STAFFORD OIL CO	GM	\$359,592
	199011015	CUMBERLAND FARMS 2802	LUST	11/13/1990	CUMBERLAND FARMS, INC.	GM	\$555,505
	199011027	IRVING OIL BULK STORAGE	LAST	09/09/1992	IOCMA, INC - IRVING	GM	\$527,377
	199104014	IRWIN MARINE	LUST	02/07/2005	IRWIN MARINE CORPORATION	GM	\$76,901
	199205004	WEIRS BEACH CITGO LLC	LUST	04/14/1992	WIERS BEACH CITGO LLC	GM	\$137,178
	199209020	GULBICKIS TOWING AND REPAIR	LUST	08/14/1992	GULBICKIS TOWING AND REPAIR	GM	\$192,733
	199308013	SOUTH MAIN ECCO	LUST	08/17/1993	FOLEY OIL CO.	RA-H	\$106,790
	199412046	PROVINCE ST IRVING MAINWAY	LUST	07/19/2006	IOCMA, INC - IRVING	RA	\$60,758
	199507011	GEORGE C STAFFORD & SONS INC	LAST	11/06/1997	GEORGE C. STAFFORD AND SONS	GM	\$580,842
	199606061	FRED FULLER OIL CO INC	LAST	10/11/2001	FIFTY-FIVE BAY STREET REALTY TRUS	RA	\$961,958
	199701010	BOULIA-GORRELL LUMBER CO	LUST	02/07/1997	BOULIA-GORRELL LUMBER CO	RA-H	\$134,415
	199702029	WEIRS BEACH GO KART TRACK	LUST	02/14/1997	THOMAS HICKEY	GM	\$162,578
	199804064	CHANNEL MARINE LLC	LUST	04/01/1998	CHANNEL MARINE L.L.C.	GM	\$49,242
	199812079	LAKEPORT LANDING MARINA	LUST	11/30/1998	BLIZZARD INC.	GM	\$69,675
200001005	PREMIUM GAS	LUST	11/16/1999	MOHAMMED NAWAZ	GM	\$236,793	
		MOST	06/06/2001	FOLEY OIL COMPANY	GM		
200004002	CANTIN CHEVROLET	LUST	07/01/2001	CANTIN CHEVROLET INC.	GM	\$513,133	
200110047	QUICK TRIP	LUST	08/08/2001	DRAKE PETROLEUM COMPANY	RA-H	\$158,274	

Table 4 - Cleanup Projects In-Progress by Community as of June 30, 2015

City/Town	NHDES Site No.	Site/Location Name	Type	Start Date (1)	Current Responsible Party	Category	Total Eligible Costs
	200807067	YOUNG PROPERTY	OPUF	07/15/2008	ALAN YOUNG	GM	\$31,266
	201009007	MORIN REALTY INC	LUST	09/08/2010	MORIN REALTY, INC.	SI	\$34,532
	201112010	53 DAVIS PLACE PROPERTY	OPUF	11/10/2011	MEREDITH RETAIL ASSOCIATES	SI	\$84,162
City/Town Project Count: 27							Subtotal: \$5,845,831
LANCASTER	198808020	FMR. LANCASTER SUNOCO	LUST	08/17/1988	DAVID R. POULIN	SI	\$236,290
	199007023	FORMER CANTIN PROPERTY	LUST	07/02/1990	TOWN OF LANCASTER	RA-H	\$139,361
	199502047	JOHNSONS FUEL SERVICE	LAST	06/23/1997	APOLLO INDUSTRIES, INC.	GM	\$308,291
	199509016	JOHNSONS FUEL SERVICE	FUEL	09/14/1995	WALTER FREED/APOLLO INDUSTRIES	GM	\$205,502
City/Town Project Count: 4							Subtotal: \$889,444
LEBANON	198905017	EVANS EXPRESSMART	LUST	06/16/1989	EVANS GROUP INC	RA-H	\$210,592
	198905068	IRVING EXIT 20 (FMR EXIT 20 FOODSTOP)	LUST	04/15/1989	CHEVRON ENVIRONMENTAL MANAGEN	GM	\$417,523
	198910033	WESCO INC	LUST	11/03/1989	WESCO, INC.	GM	\$230,196
	199010009	MIRACLE MILE PLAZA	LUST	09/04/1990	MIRACLE MILE REALTY LLC	RA-H	\$467,142
	199012040	GOMEZ REALTY	LUST	11/06/1991	UNITED PARCEL SERVICE	RA	\$180,395
	199106029	LEBANON PHARMACY	LUST	05/29/1991	GS & MB REAL ESTATE HOLDINGS LLC	GM	\$238,458
	199109027	FORMER PURCELL OIL CO	LAST	08/21/1996	PURCELL R.E. INVEST. LMT. PART.	RA	\$685,705
	199210036	WEST LEBANON YARD FACILITY	LAST	08/12/1992	NEW HAMPSHIRE DEPT. OF TRANSPOR	GM	\$379,884
	199306028	T & R SIDELINES FUEL	LUST	06/28/1993	TWIN STATE FUELS, INC.	GM	\$135,882
	199308002	FORMER MUFFLER HOUSE/RENT A WRECK	LUST	07/29/1993	EUGENE BOISVERT	GM	\$177,184
	199401039	EXIT 20 SUNOCO	LUST	09/18/2013	JW SANDRI INC	SI	\$19,581
	199412010	SPEEDY MART	LUST	11/14/1994	CHAMPLAIN OIL CO.	RA-H	\$219,553
	199505027	EXIT 19 SUNOCO FRM DOUGS SUNOCO	LUST	05/10/1995	JW SANDRI INC	GM	\$228,250
	199602028	ROYS AUTO SERVICES INC	LUST	02/01/1996	GRCA, LLC	RA	\$504,169
	199702002	DECATO BROTHERS INC	LUST	07/31/1996	C. D. CAIRNS TRUST - DBA CHAMPLAIN	GM	\$270,684
	199710022	MOULTON CONSTRUCTION	LUST	10/08/1997	MOULTON CONSTRUCTION	RA	\$51,839
	199911031	BLAKTOP INC	LAST	07/02/2008	BLAKTOP INC.	GM	\$89,656
	200003036	WEST LEBANON GO GO	LUST	03/21/2000	BRADFORD OIL COMPANY	GM	\$568,241
	200205031	BUSKEY PROPERTIES	OPUF	05/15/2006	WILTON BUSKY	GM	\$19,447
City/Town Project Count: 19							Subtotal: \$5,094,380
LEE	199203034	MOBIL 13052	ETHER	10/30/2006	LEE CIRCLE DEVELOPMENT, LLC	RA	\$3,688,769
			LUST	01/31/1992	OYSTER RIVER INVESTORS INC	GM	
			LUST	06/18/2002	GLOBAL MONTELLO GROUP CORP	GM	
City/Town Project Count: 3							Subtotal: \$3,688,769
LEMPSTER	199512003	FORMER FULTON'S SERVICE STATION	LUST	07/13/1995	L & M AUTOMOTIVE	GM	\$141,828
	200203024	TRI-STATE CAR CRUSHING (FRMR BROOKS	ETHER	03/15/2002	TRI-STATE CAR CRUSHING	RA	\$498,107

Table 4 - Cleanup Projects In-Progress by Community as of June 30, 2015

City/Town	NHDES Site No.	Site/Location Name	Type	Start Date (1)	Current Responsible Party	Category	Total Eligible Costs
City/Town Project Count: 2							Subtotal: \$639,935
LINCOLN	199705001	FMR MUNCES KONVENIENCE	LUST	04/28/1997	36 MAIN STREET LINCOLN CORP - EL K	RA	\$223,657
	200004051	KANCAMAGUS COUNTRY STORE	LUST	01/11/2013	KANCAMAGUS COUNTRY STORE, LLC	RA	\$396,900
City/Town Project Count: 2							Subtotal: \$620,558
LISBON	199604015	FORMER LISBON CHEVROLET	LUST	04/04/1996	WALTER & CAROLE YOUNG	GM	\$93,091
	200707062	RYMUT RESIDENCE	OPUF	07/24/2007	NANCY RYMUT	SI	\$73,858
City/Town Project Count: 2							Subtotal: \$166,949
LITCHFIELD	199206003	7 ELEVEN 32502	LUST	06/03/1992	7-ELEVEN INC	GM	\$469,602
City/Town Project Count: 1							Subtotal: \$469,602
LITTLETON	199301019	TWO BROTHERS GARAGE	LUST	11/17/1992	P & M PARTNERSHIP CORP	GM	\$171,978
	199401014	HARRIS ENERGY INC	LAST	07/19/2000	HARRIS ENERGY INC	GM	\$151,447
	199407079	WHITE MOUNTAIN SUNOCO	LUST	06/06/2013	J.W. SANDRI, INC.	SI	\$27,871
	199508015	LITTLETON FOOD MART	LUST	07/12/1995	CHAMPLAIN OIL CO.	GM	\$296,157
	200212019	FORMER CRAY OIL FACILITY	LAST	05/22/2002	VON'S AUTO REPAIR	GM	\$80,047
	200802018	PROPOSED LITTLETON POLICE FAC	LUST	12/28/2007	TOWN OF LITTLETON	GM	\$179,062
City/Town Project Count: 6							Subtotal: \$906,562
LONDONDERRY	198605044	MOORES TRUCKING	LUST	05/27/1991	KATHLEEN & RONALD HILL	RA	\$134,406
	199102017	FORMER MOBIL STATION 17773	LUST	01/22/1991	EXXONMOBIL OIL CORP	RA	\$146,286
	199810019	ST JUDES PARISH	OPUF	10/06/1998	ST JUDE'S PARISH	GM	\$204,907
	199810060	TEDESCHI FOOD SHOPS	LUST	09/21/1998	TEDESCHI FOOD SHOPS	GM	\$177,478
	200005030	MURRAY'S AUTO RECYCLING	ETHER	12/14/1999	MURRAY'S AUTO RECYCLING	GM	\$289,214
City/Town Project Count: 5							Subtotal: \$952,291
LYME	199906087	NICHOLS HARDWARE INC	LUST	11/29/2006	SCOTT NICHOLS	RA	\$501,743
City/Town Project Count: 1							Subtotal: \$501,743
MANCHESTER	197704001	FMR AXTON CROSS/HITC CLI	LUST	07/01/1988	MAPO ASSOCIATES	GM	\$117,164
	198403046	ELLIOT HOSPITAL	LUST	11/05/1991	ELLIOT HOSPITAL	RA-H	\$253,664
	198509000	WASTEWATER TREATMENT FACILITY	LUST	01/01/1985	CITY OF MANCHESTER	GM	\$72,470
	198605513	FORMER TIDEWATER OIL CO.	LUST	10/30/2013	NENG HONG WU	SI	\$16,596
	198611002	FMR WEST SIDE PUMP STATION SITE	LUST	11/29/2006	JAMES S. MCDOWELL	SI	\$50,790
	198612003	E & R LAUNDRY	LUST	07/01/1988	E & R LAUNDRY & DRY CLEANERS	GM	\$170,652
	198708021	7 ELEVEN 33202	LUST	05/09/1988	7-ELEVEN, INC.	RA-H	\$474,861
	198711001	RUBENSTEIN B & M SITE	LAST	10/15/1987	CITY OF MANCHESTER	RA	\$279,344
	198801002	FORMER SECOND ST EXPRESS MART	LUST	06/07/1988	PAPA REALTY LLC	GM	\$130,573
	198808011	CRYSTAL DRY CLEANERS AND LAUNDRY	LUST	08/08/1988	CRYSTAL DRY CLEANERS & LAUNDRY,	RA	\$501,455

Table 4 - Cleanup Projects In-Progress by Community as of June 30, 2015

City/Town	NHDES Site No.	Site/Location Name	Type	Start Date (1)	Current Responsible Party	Category	Total Eligible Costs
	198808024	LASER LUBE FACILITY	LUST	08/18/1988	ROY MATTUCCI	RA-H	\$147,920
	198907017	MANCHESTER GO GO	LUST	02/28/1989	SUNOCO, INC. (R&M)	GM	\$41,011
	198907018	HANS ONE STOP CONVENIENCE MART	LUST MOST	07/18/1989 05/26/2011	YUN YOUNG HAN YUN YOUNG HAN	RA-H RA-H	\$145,775
	198910032	SHELL 100013	LUST	02/13/1998	MOTIVA ENTERPRISES LLC	GM	\$127,098
	198910045	KLEMMS MOBIL	LUST	12/09/2008	KLEMMS MOBIL - KLEMM FAMILY LLC	SI	\$49,334
	199002002	FMR MANCHESTER TIRE & BATTERY	LUST	01/31/1990	DIJANNI, LLC	GM	\$256,930
	199008014	CITY FUEL	LAST	07/07/2010	CITY FUEL COMPANY, INC.	SI	\$36,528
	199009013	MANCHESTER HIGHWAY GARAGE	LUST	09/11/1990	CITY OF MANCHESTER DEPT OF HIGHW	RA-H	\$1,185,640
	199101016	7 ELEVEN 32497	LUST	12/18/1990	7-ELEVEN INC	GM	\$145,730
	199105030	DEAD RIVER CO	LAST	04/10/1991	DEAD RIVER OIL COMPANY	GM	\$84,296
	199107003	MOBIL 15775	LUST	07/10/1990	EXXONMOBIL ENVIRONMENTAL SERVICE	RA-H	\$13,695
	199107017	MOBIL 10968	LUST	05/31/1991	GLOBAL COMPANIES LLC	GM	\$146,437
	199110004	QUEEN CITY FUELS INC (EXXON #3-5148)	LUST	10/04/1991	EXXON MOBIL CORP	GM	\$43,922
	199110034	R C HAZELTON CO INC	LUST	09/03/1991	AEC REALTY OF NH, LLC - ANDERSON	GM	\$79,214
	199111010	HESS 29502	LUST	11/19/1991	HESS RETAIL OPERATIONS LLC	GM	\$515,874
	199111018	MERRIMACK RIVER MILL	LUST	11/18/1991	MERRIMACK RIVER MILL LLC	GM	\$58,476
	199112017	M L HALLE OIL SERVICE INC	FUEL	04/18/1994	MARK HALLE	GM	\$500,000
	199206014	FORMER SCHNEIDER PROPERTY	LUST	06/17/1992	PAUL J GLADSTONE REV. TRUST	GM	\$107,517
	199210008	FORMER MANCHESTER POLICE DEPT	LUST	10/26/1993	351 CHESTNUT STREET LLC	RA	\$199,151
	199212015	A W THERRIEN	LUST	10/06/1992	A. W. THERRIEN	GM	\$170,366
	199212036	FORMER 2ND STREET CAR WASH	LUST	02/15/2005	DJL SECOND STREET HOLDINGS LLC	GM	\$54,836
	199306006	HESS 29501	LUST	02/16/1993	HESS RETAIL OPERATIONS LLC	GM	\$143,423
	199308009	RPA AUTOMOTIVE (FRM CANDIA RD MUFFLER)	LUST	08/06/1993	ANBO PROPERTIES, LLC	GM	\$410,820
	199405017	MAVERICK GAS & CONVENIENCE	LAST	02/21/2003	TANVEER & ROXANNE AKHTER	RA	\$177,841
	199406004	TONY THE TIGER	LUST	03/16/1994	GETTY PROPERTIES CORPORATION	IR-H	\$121,833
	199407080	GAMACHE ENTERPRISES	ETHER	07/22/2008	MANCHESTER MILL REALTY LLC	GM	\$35,974
	199411017	FORMER JEMMA BUILDING	OPUF	12/07/1999	MANCHESTER MILLYARD REALTY LLC	GM	\$194,562
	199412029	CRAWFORD VOGEL & WENZEL OIL	FUEL	12/21/1994	CRAWFORD, VOGEL AND WENZEL	RA	\$79,491
	199412034	FORMER AAMCO TRANSMISSION FACILITY	LUST	12/05/1994	790 GOLD STREET REALTY, LLC	RA	\$80,076
	199502040	TROMBLY ENTERPRISES	LAST	12/30/1996	COMMUNITY ENERGY OIL COMPANY	GM	\$427,409
	199502068	MANCHESTER REDIMIX CONCRETE	LUST	02/08/1995	REDI-MIX COMPANIES, INC	GM	\$321,906
	199504032	PARKS & RECREATION MAINT GARAGE	LUST	02/28/1995	CITY OF MANCHESTER	GM	\$113,401
	199602024	HANOVER ST MOBIL	LUST	02/16/1996	ARANCO OIL COMPANY	RA-H	\$215,825
	199606025	OLD WELLINGTON ROAD LLC	LUST	05/23/1996	CAROL ROBIDOUX	GM	\$127,609
	199703012	HOOKSETT ROAD SUNOCO	LUST	12/23/1996	ARANCO OIL CO.	GM	\$339,201

Table 4 - Cleanup Projects In-Progress by Community as of June 30, 2015

City/Town	NHDES Site No.	Site/Location Name	Type	Start Date (1)	Current Responsible Party	Category	Total Eligible Costs
	199711014	CEDAR STATION FMR PREMIUM GAS & AUTO	LUST	08/21/1997	CEDAR STATION LLC	RA	\$465,389
	199805062	FAST TRACK CONVENIENCE	LUST	07/02/2010	FAST TRACK CONVENIENCE	GM	\$35,265
	199808045	MOBIL 17720	LUST	11/06/2001	GLOBAL COMPANIES LLC	RA-H	\$208,289
	199809057	HILLSIDE JUNIOR HIGH SCHOOL	OPUF	09/29/1998	CITY OF MANCHESTER	RA-H	\$111,436
	199903018	FORMER GETTY STATION 55201	LUST	07/27/2006	GETTY PROPERTIES CORP.	GM	\$182,415
	199907059	1037-1045 ELM STREET	OPUF	07/29/1999	CITY OF MANCHESTER	GM	\$105,141
	199908052	SHELL SERVICE STATION	LUST	06/12/2008	MOTIVA ENTERPRISES, LLC	GM	\$27,034
	199909046	KINNE ELECTRIC	LUST	09/09/1999	KINNE ELECTRIC, INC	RA-H	\$260,054
	200005043	CUMBERLAND FARMS 70110 FMR EXXON	LUST	03/30/2000	CUMBERLAND FARMS INC.	GM	\$117,867
	200005046	EXXON DIV OF CFI 70108	LUST	05/05/2000	CUMBERLAND FARMS INC	RA-H	\$78,668
	200005047	EXXON DIV OF CFI 70106	LUST	04/26/2000	CUMBERLAND FARMS, INC.	GM	\$142,493
	200009004	7 ELEVEN 32996	LUST	07/21/2000	SERED WEBSTER LLC	GM	\$215,164
	200009023	NORTH ELM GARAGE	LUST	03/02/2000	786 GAS LLC	RA-H	\$154,329
	200207063	300 SOUTH WILLOW STREET LLC	LUST	05/14/2002	300 SOUTH WILLOW STREET LLC	GM	\$79,432
	200804063	GLADYSZ GARAGE (REST)	LUST	12/19/2007	NINETEEN THIRTY THREE ASSOC LLC	GM	\$47,527
City/Town Project Count: 61							Subtotal: \$11,197,190
MARLBOROUGH	199608005	MARLBOROUGH SUNOCO	LUST	07/16/1996	J W SANDRI, INC.	RA	\$148,434
	200508051	IOOF BUILDING	OPUF	08/12/2005	INTERNATIONAL ORDER OF ODD FELLO	RA-H	\$192,866
City/Town Project Count: 2							Subtotal: \$341,300
MARLOW	199312006	MARLOW GROCERY STORE	LUST	11/23/1993	MARLOW VENTURES, LLC	GM	\$172,782
	199703051	MARLOW FIRE DEPT	LUST	03/21/1997	TOWN OF MARLOW	GM	\$143,303
City/Town Project Count: 2							Subtotal: \$316,085
MEREDITH	198500011	FORMER MEREDITH FORD	MOST	12/14/2011	MEREDITH MOTOR CO, INC	SI	\$234,417
	198804012	MEREDITH CIRCLE K	LUST	07/15/1988	IRVING OIL MARKETING, INC	GM	\$1,407,573
	199002010	KEYTOWN IRVING	LUST	05/04/1988	IOCMA, INC - IRVING	GM	\$105,406
	199007033	MEREDITH CITGO	LUST	10/17/2008	ARANCO OIL COMPANY	SI	\$93,204
	199011026	MOBIL FMR IRVING OIL SOUTH	LUST	06/28/1990	IOCMA, INC. - IRVING	SI	\$311,548
	199803030	CUMBERLAND FARMS 2809	LUST	03/17/1998	CUMBERLAND FARMS	RA-H	\$176,199
	201306010	WATKINSON RESIDENCE	OPUF	06/08/2013	JOHN & SUSAN WATKINSON	IR	\$15,187
City/Town Project Count: 7							Subtotal: \$2,343,533
MERRIMACK	198406032	GREEN VALLEY 55244	LUST	06/01/1984	GETTY PROPERTIES CORP.	RA-H	\$348,539
	199904008	PYNENBURGS SERVICE STATION	LUST	02/07/1999	JOE PYNENBURG	RA	\$320,501
	200005049	EXXON DIV OF CFI 70111	LUST	04/26/2000	CUMBERLAND FARMS, INC.	GM	\$143,336
	200702049	MAJESTIC MOTORS	ETHER	07/02/2007	MAJESTIC MOTORS, INC.	GM	\$114,065
City/Town Project Count: 4							Subtotal: \$926,441

Table 4 - Cleanup Projects In-Progress by Community as of June 30, 2015

City/Town	NHDES Site No.	Site/Location Name	Type	Start Date (1)	Current Responsible Party	Category	Total Eligible Costs
MILAN	201105031	LORDEN PROPERTY	ETHER	05/06/2011	BETH LORDEN	SI	\$23,735
City/Town Project Count: 1							Subtotal: \$23,735
MILFORD	198608001	MR MIKES MILFORD FRM MILFORD SUNOCC	LUST	08/10/1986	ALLIANCE ENERGY LLC - GLOBAL MON	RA-H	\$245,020
	198704093	GREEN VALLEY 55261 FRM GETTY	LUST	03/02/1992	GETTY PROPERTIES CORP	GM	\$797,929
	198906048	FORMER MILFORD TEXACO	LUST	06/01/1989	168 SOUTH STREET LLC	GM	\$356,287
			LUST	08/01/2001	168 SOUTH STREET LLC	GM	
	199201002	SNACK CORNER	LAST	03/08/2009	ENI 38 ELM ST, LLC	RA	\$361,614
			LUST	01/02/1992	ENI 38 ELM STREET, LLC	RA-H	
	199404027	XTRA MART	LUST	04/27/1994	DRAKE PETROLEUM CO	RA	\$610,310
	199506032	EAST MILFORD BULK PLNT FRM DRAPER EN	LAST	12/22/2008	ENERGY NORTH STORES, INC. - ENI	SI	\$848,699
	199606059	FRED FULLER OIL CO INC	FUEL	01/30/2012	RYFF5, LLC	SI	\$22,706
	200209076	MASON ROAD MTBE	ETHER	05/30/2002	UNKNOWN	RA	\$15,439
200801007	FORTIER PROPERTY	OPUF	01/08/2008	RICHARD FORTIER	SI	\$19,353	
201003044	GIBBONS PROPERTY	OPUF	03/03/2010	ROBIN SANDERS	SI	\$33,217	
City/Town Project Count: 12							Subtotal: \$3,310,573
MILTON	201010047	THORNTON PROPERTY	OPUF	10/15/2010	CYNTHIA THORNTON (WILDES)	GM	\$43,441
City/Town Project Count: 1							Subtotal: \$43,441
MONT VERNON	199807007	MONT VERNON COUNTRY STORE	LUST	04/03/1998	DRAPER ENERGYLIQUIDATING TRUST	GM	\$351,704
City/Town Project Count: 1							Subtotal: \$351,704
MOULTONBORO	198102000	MURPHYS	LUST	01/15/1993	ERRIS, LLC	GM	\$822,746
	198604174	JOJOS COUNTRY STORE	LUST	02/22/2011	ROY W. BEZNOSKA	GM	\$75,191
	198607017	L E AVERY EXCAVATING	OPUF	11/16/2005	L E AVERY EXCAVATING	RA-H	\$69,097
	199009029	RED HILL AUTOMOTIVE	LUST	10/03/1990	IRVING OIL MARKETING, INC	GM	\$597,490
	199611035	MURPHY'S VILLAGE STORE	LUST	03/20/2007	GCCS #2, LLC	RA	\$219,601
	200606045	ROBERT HUSTON RESIDENCE	OPUF	06/20/2006	ROBERT HUSTON	IR	\$3,485
	201207042	ROUSSEAU PROPERTY	OPUF	07/15/2012	MICHAEL ROUSSEAU	IR	\$21,541
City/Town Project Count: 7							Subtotal: \$1,809,150
NASHUA	198604071	DICK RAYMOND INC	LUST	12/21/2012	RICHARD RAYMOND	SI	\$45,781
	198605313	RIPANO STONERWORKS (FMR MARBLECRAF	OPUF	11/22/2005	RLL REALTY, LLC	GM	\$128,019
	198806019	FORMER LEVESQUE SECURITY OIL	LUST	08/02/1989	BENNETT PRESCOTT, LLC	RA-H	\$130,829
	198905008	7 -11 SOUTHLAND CORP	LUST	06/12/1989	7-ELEVEN INC	GM	\$360,422
	198905020	HESS 29305	LUST	04/15/1989	PHILLIPS 66 COMPANY	GM	\$268,761
	198906001	7 ELEVEN 24433	LUST	11/02/1988	7-ELEVEN, INC.	GM	\$174,202
	198906013	HENRY HANGERS COMPANY	LUST	08/09/1994	HENRY HANGER CO. OF AMERICA	RA-H	\$200,527
	198907037	FORMER MOBIL SERVICE STATION NO 01-C	LUST	06/27/2001	EXXON ENVIRONMENTAL SERVICES CO	RA-H	\$67,004

Table 4 - Cleanup Projects In-Progress by Community as of June 30, 2015

City/Town	NHDES Site No.	Site/Location Name	Type	Start Date (1)	Current Responsible Party	Category	Total Eligible Costs
	198907057	NASHUA TEXACO	LUST	07/19/1989	MOTIVA ENTERPRISES	GM	\$213,033
	198909043	FMR BATESVILLE CASKET CO	OPUF	05/04/2007	PALMVIEW CROSSING LLC	GM	\$63,988
	199008010	SHELL 116792	LUST	05/16/1990	MOTIVA ENTERPRISES LLC	GM	\$214,603
	199101006	MAYNARD & LESIEUR INC	LUST	07/27/1990	MAYNARD & LESIEUR INC	GM	\$99,519
	199103041	7 ELEVEN 30290	LUST	03/22/1991	7-ELEVEN INC	GM	\$100,643
	199110030	PENNICHUCK WATER WORKS	LUST	10/08/1991	PENNICHUCK WATER WORKS (OPERA	GM	\$224,686
	199307020	EXXON DIV OF CFI 70115	LUST	06/21/1993	CUMBERLAND FARMS INC.	GM	\$85,250
	199308011	CUMBERLAND FARMS 2858	LUST	08/02/1993	CUMBERLAND FARMS INC	SI	\$151,106
	199309007	SHELL 100007	LUST	07/16/1993	MOTIVA ENTERPRISES LLC	GM	\$161,823
	199410013	FORMER TEXACO	LUST	09/13/1994	MOTIVA ENTERPRISES LLC	RA	\$989,251
	199410039	NASHUA MOTOR EXPRESS INC	LUST	03/05/2012	270 AMHERST ST., LLC C/O SAXON PAF	SI	\$75,140
	199505020	FORMER NASHUA CORPORATION	OPUF	01/27/1995	NASHUA CORPORATION	GM	\$68,403
	199505036	TRANS LEASE CO	LUST	07/16/1996	EXXONMOBIL ENVIRONMENTAL SERVI	GM	\$61,523
	199507003	WHITNEY SCREW	LUST	06/26/2001	14A BROAD STREET, LLC	SI	\$581,802
	199603001	D & R TOWING FACILITY	LUST	12/30/1995	WILDWOOD ENTERPRISES, INC	GM	\$212,002
	199801043	ROUSSEAU REALTY INC	LUST	12/09/1997	ROUSSEAU REALTY INC	RA	\$453,453
	199811040	MOBIL 10975	LUST	04/24/2003	GLOBAL COMPANIES LLC	GM	\$179,714
	199908013	KAMENSKE AND CO INC	OPUF	07/29/1999	KAMENSKE AND COMPANY INC.	SI	\$21,962
	200409154	DOWNTOWN LINCOLN MERCURY	LUST	07/10/2004	KEV-RAY INVESTMENTS, LLC	RA	\$125,491
	200608015	FMR NASHUA MANUFACTURING CO BOILER	LUST	08/04/2006	CITY OF NASHUA	SI	\$158,630
	201401008	SHAUGHNESSY RESIDENCE	OPUF	01/07/2014	LYNN SHAUGHNESSY	IR	\$6,243
City/Town Project Count: 29							Subtotal: \$5,623,812
NEW BOSTON	199605022	DANIELS OIL CO	LUST	09/17/2001	L.R. AND E.J. DANIELS REVOCABLE TR	GM	\$219,637
City/Town Project Count: 1							Subtotal: \$219,637
NEW DURHAM	200703053	GRIGG PROPERTY	OPUF	03/23/2007	JAMES GRIGG	GM	\$82,426
City/Town Project Count: 1							Subtotal: \$82,426
NEW HAMPTON	198905039	NEW HAMPTON SCHOOL	LUST	05/01/1989	NEW HAMPTON SCHOOL	RA	\$286,825
	199307024	MUNCES KONVENIENCE	LUST	02/29/2012	AV NEW HAMPTON, LLC	RA	\$64,463
City/Town Project Count: 2							Subtotal: \$351,287
NEW IPSWICH	198910004	MR MIKES NEW IPSWICH FRM RONS CITGO	LUST	08/17/1989	ALLIANCE ENERGY LLC - GLOBAL MON	GM	\$1,138,821
	199101007	VILLAGE MOBIL	LUST	12/13/1990	RODNEY NICHOLS	GM	\$191,641
	199807042	RONALD VAILLANCOURT	LAST	06/23/2014	FREEDOM POND COOPERATIVE, INC.	SI	\$25,450
	200310030	TURNPIKE AUTO PARTS	ETHER	09/19/2003	TURNPIKE AUTO PARTS, LLC	GM	\$141,370
City/Town Project Count: 4							Subtotal: \$1,497,283
NEW LONDON	198903012	COLBY-SAWYER COLLEGE/MAINTENANCE C	LUST	08/09/1994	COLBY SAWYER COLLEGE	GM	\$208,635

Table 4 - Cleanup Projects In-Progress by Community as of June 30, 2015

City/Town	NHDES Site No.	Site/Location Name	Type	Start Date (1)	Current Responsible Party	Category	Total Eligible Costs
	198905002	NEW LONDON JIFFY MART	LUST	12/05/1988	CHAMPLAIN OIL COMPANY INC.	RA-H	\$208,762
	199312033	NEW LONDON MINI MART	LUST	11/12/1993	ARISTOTEL AND GEORGE SOULIOTIS	GM	\$242,217
	199507004	MARSHALLS GARAGE	LUST	06/26/1995	MARSHALLS GARAGE	GM	\$333,349
	200104029	FORMER FRANK GILMAN PROPERTY	OPUF	04/17/2001	THE VALLEY LAND CORP	RA	\$23,957
City/Town Project Count: 5							Subtotal: \$1,016,920
NEWBURY	198500043	FMR NEWBURY SERVICE CENTER	LUST	01/14/1999	EGBERT & STELLA ALBRO	GM	\$251,680
City/Town Project Count: 1							Subtotal: \$251,680
NEWINGTON	198905024	TACCETTA CHEVROLET/PORTSMOUTH CHE	LUST	12/06/1988	VINCENT TACCETTA	GM	\$83,881
	198908057	GREAT BAY MARINE	LUST	02/03/1997	GREAT BAY MARINE INC	GM	\$236,381
	198909005	EXXON DIV OF CFI 70117	LUST	09/25/1989	CUMBERLAND FARMS INC.	RA-H	\$178,621
	199101004	FORMER NEWINGTON COUNTRY STORE	LUST	12/20/1990	DEPARTMENT OF TRANSPORTATION	IR	\$177,017
	199112013	FORMER MOBIL OIL TERMINAL 28-075	ETHER	02/06/2009	PUBLIC SERVICE OF NEW HAMPSHIRE	GM	\$19,027
	199201011	SEA COAST DESIGN CENTER	LUST	01/08/1992	RIVERSIDE HOLDINGS, LLC	GM	\$99,253
City/Town Project Count: 6							Subtotal: \$794,179
NEWMARKET	199004005	NEWMARKET MINIMART LLC FMR EVANS	LUST	11/18/1996	TIRTH, LLC	GM	\$106,685
	199309045	JAYS NEWMARKET CONVENIENCE	LUST	09/29/1993	JAYS NEWMARKET CONVENIENCE LLC	GM	\$106,314
	199512019	NEWMARKET CIRCLE K	LUST	12/12/1995	IRVING OIL MARKETING INC	GM	\$113,246
	201305049	TURCOTTE PROPERTY	OPUF	05/31/2013	MICHAEL P. HITES	SI	\$40,774
City/Town Project Count: 4							Subtotal: \$367,019
NEWPORT	199204009	NEWPORT MOBIL	LUST	04/08/1992	FRED JR BOCKO	GM	\$355,624
	199302010	NEWPORT CIRCLE K	LUST	02/12/1993	FOCO, INC.	GM	\$141,942
	199408018	NEWPORT NEIGHBORS	LUST	08/17/1994	SUMMIT DISTRIBUTING LLC	GM	\$118,394
	199607020	JOHNSON & DIX FUEL CORP	LAST	06/04/1998	PARCEL 71, LLC	RA	\$1,164,698
	199810073	JIFFY MART	LUST	07/27/2004	CHAMPLAIN OIL CO.	GM	\$70,108
	200506188	NAPA AUTO PARTS	ETHER	06/01/2005	JILL YOUNG	GM	\$63,650
City/Town Project Count: 6							Subtotal: \$1,914,417
NEWTON	198811017	FORMER GORDON & SONS GARAGE	LUST	02/10/1988	EARL & RICHARD GORDON	GM	\$147,847
	199108002	ESTABROOK'S GARAGE	LUST	08/01/1991	RALPH ESTABROOK	GM	\$216,355
	201011049	MEADOWVIEW APARTMENTS	ETHER	04/13/2010	JEM REALTY TRUST	GM	\$390
City/Town Project Count: 3							Subtotal: \$364,591
NORTH HAMPTON	199101036	NORTH HAMPTON IRVING	LUST	06/10/1991	IRVING OIL MARKETING INC	GM	\$300,362
	199503033	LAMPREY BROS BULK STORAGE	FUEL	06/15/2001	SIMPLY GREEN, A BIOFUELS CO., LLC	RA-H	\$124,771
	199506026	NORTH HAMPTON MOBIL	LUST	11/05/2001	ALLIANCE ENERGY, LLC - GLOBAL MON	GM	\$147,507
	199812183	POST ROAD GROCERY	LUST	11/15/1998	BARBARA LYON	GM	\$81,554

Table 4 - Cleanup Projects In-Progress by Community as of June 30, 2015

City/Town	NHDES Site No.	Site/Location Name	Type	Start Date (1)	Current Responsible Party	Category	Total Eligible Costs
City/Town Project Count: 4							Subtotal: \$654,194
NORTHFIELD	198704070	NORTHFIELD HIGHWAY GARAGE	LUST	02/09/1999	TOWN OF NORTHFIELD	GM	\$261,008
City/Town Project Count: 1							Subtotal: \$261,008
NORTHUMBERLAND	198910008	GROVETON PIT STOP (FORMER MUNCES)	LUST	10/13/1989	P & L COTE LAND & PARTNERSHIP, LLC	SI	\$135,701
	200101024	GLENNS SERVICE CENTER	LUST	01/19/2000	GLENN LUNN, JR.	SI	\$464,610
	201407030	HAND RESIDENCE	OPUF	07/14/2014	GERALD HAND	IR	\$18,364
City/Town Project Count: 3							Subtotal: \$618,674
NORTHWOOD	199803065	THE VILLAGE STORE	LUST	10/21/1997	ELIAS VERVERDIS	GM	\$183,913
	200201042	SHELL 168100	LUST	11/21/2002	MOTIVA ENTERPRISES, LLC	GM	\$1,177,053
	200308055	TASKERS GARAGE	LUST	08/21/2006	LOON ESTATES COOPERATIVE INC	RA-H	\$222,696
City/Town Project Count: 3							Subtotal: \$1,583,662
NOTTINGHAM	199602026	LIARS PARADISE	LUST	02/22/2000	WYNN VARNEY	GM	\$408,893
	200801033	MIERSWA PROPERTY	OPUF	01/12/2008	CHRIS MIERSWA	GM	\$71,589
City/Town Project Count: 2							Subtotal: \$480,482
OSS�PEE	199210034	ABBOTT AND STAPLES	LUST	08/10/1992	WALTER FREED	GM	\$262,692
	199309040	JOHNSON GAS	LUST	08/16/1993	THURLEY MOUNTAIN ENTERPRISES	GM	\$544,189
	199412030	M&V CONVENIENCE/VIDEO INC	LUST	04/04/2003	VACCARO REALTY TRUST	RA	\$893,406
	199904063	WATSONS GENERAL STORE	LUST	03/22/2012	WATSON FAMILY, INC.	SI	\$31,804
	201208074	PANASIS PROPERTY	OPUF	08/19/2012	DAVID TELA	SI	\$70,516
	201408034	SCRIPTURE RESIDENCE	OPUF	08/12/2014	DAVID SCRIPTURE	IR	\$21,506
City/Town Project Count: 6							Subtotal: \$1,824,113
PELHAM	198806007	CITGO SERVICE STATION/PELHAM PLAZA	LUST	08/08/1995	N & N PETROLEUM	GM	\$120,580
	198903045	GREEN VALLEY 55246 FRM GETTY	LUST	03/15/1989	GETTY PROPERTIES CORP.	GM	\$488,865
	199607012	THE PERFECT PLACE FOR CHILDERN	ETHER	07/08/1996	UNKNOWN	GM	\$3,364
	199802025	BERGERON FACILITY	LUST	12/08/1997	JEAN-GUY & EMMA BERGERON	GM	\$207,509
	199907056	JEAN GUYS USED CARS & PARTS	ETHER	08/07/2000	JEAN GUY'S USED CARS & PARTS	RA	\$124,092
City/Town Project Count: 5							Subtotal: \$944,410
PEMBROKE	199004002	KIMBALLS COUNTRY STORE	LUST	04/18/1990	BOB CAVANAUGH & TODD SMITH	GM	\$95,531
	199407020	GREEN VALLEY 55247	LUST	08/15/1995	GETTY PROPERTIES CORP	GM	\$126,518
	199710046	FORMER RTE 3 IRVING	LUST	02/02/2006	NHDOT	GM	\$95,753
	199808056	PEMBROKE MOBIL	LUST	07/12/2004	ARANCO OIL COMPANY	RA-H	\$125,091
City/Town Project Count: 4							Subtotal: \$442,893
PETERBOROUGH	199010014	RYMES HEATING OIL INC	LUST	10/23/1990	RYMES HEATING OILS, INC.	RA-H	\$366,256
	199201020	BIG APPLE CONVENIENCE STORE	LUST	11/11/1999	C N BROWN COMPANY	GM	\$95,215

Table 4 - Cleanup Projects In-Progress by Community as of June 30, 2015

City/Town	NHDES Site No.	Site/Location Name	Type	Start Date (1)	Current Responsible Party	Category	Total Eligible Costs
	199410034	CUMBERLAND FARMS 2853	LUST	10/19/1994	CUMBERLAND FARMS	RA-H	\$158,745
	199809076	MR MIKES PETERBOROUGH	LUST	11/22/2002	ALLIANCE ENERGY, LLC - GLOBAL MON	GM	\$138,796
	200104039	THE WELL SCHOOL	OPUF	04/12/2001	THE WELL SCHOOL	GM	\$119,062
	201208103	STALEY RESIDENCE	OPUF	08/13/2012	SUSAN & MICHAEL STALEY	IR	\$33,120
City/Town Project Count: 6							Subtotal: \$911,195
PIERMONT	199406015	FOUR CORNERS STORE	LUST	06/09/1994	GAUDETTE STORES CORP.	GM	\$297,592
	201402046	ACKERMAN PROPERTY	OPUF	02/24/2014	RYAN ACKERMAN	IR	\$29,667
City/Town Project Count: 2							Subtotal: \$327,259
PINKHAMS GRA	198905027	WILDCAT MOUNTAIN SKI AREA	LAST	12/01/1986	WC ACQUISITION CORPORATION	GM	\$181,790
City/Town Project Count: 1							Subtotal: \$181,790
PITTSBURG	198603039	DUBES PITTSTOP	LUST	09/16/2010	BERNARD & BETH-ANNE DUBE	GM	\$20,501
City/Town Project Count: 1							Subtotal: \$20,501
PITTSFIELD	198907038	GLOBE MANUFACTURING CO LLC	OPUF	10/16/1998	GLOBE MANUFACTURING COMPANY	GM	\$201,108
	199202051	FORMER PITTSFIELD CITGO	LUST	08/30/2007	GEORGE C. STAFFORD & SONS INC	RA	\$153,547
City/Town Project Count: 2							Subtotal: \$354,655
PLAISTOW	198903017	PLAISTOW LIDO	ETHER	05/01/2005	78 PLAISTOW ROAD LLC	RA	\$1,878,168
			LUST	09/10/1987	78 PLAISTOW ROAD LLC	GM	
	199003008	GREEN VALLEY 55234 FRM GETTY	LUST	09/08/2004	GETTY PROPERTIES CORP	GM	\$64,809
	199612009	PLAISTOW CITGO	LUST	04/23/2003	PLAISTOW PROJECT LLC	GM	\$280,866
	199803046	ANCHOR USED AUTO PARTS ANNEX	ETHER	03/01/1998	RUSSELL THOMAS	GM	\$26,725
	200505012	WESTVILLE ROAD AREA STUDY	ETHER	05/03/2005	UNKNOWN	GM	\$131,884
	201001025	BRICKYARD 1 PLAZA	ETHER	06/02/2008	MARINO REALTY	GM	\$225
City/Town Project Count: 7							Subtotal: \$2,382,678
PLYMOUTH	198706034	DENNYS EXXON	LUST	08/24/1989	WILLARD BECKLEY	RA-H	\$517,859
	198801017	TENNEY MTN QUICK CHECK	LUST	05/12/1986	494 TENNEY MTN. PLY. CORP. - EL KHC	GM	\$576,057
	198806060	GRANITE STATE PETROLEUM CO	LUST	06/27/1988	PARADOX REAL ESTATE, LLC	RA-H	\$743,611
	198906003	FORMER JACQUES AGWAY STATION	LUST	10/31/1989	JDN GROUP, LLC	RA-H	\$246,712
	198907006	HALL PROPERTY	LUST	12/18/1989	NEWFOUND SHORES INC	RA-H	\$175,282
	199502055	YEATON OIL CO INC	LAST	02/21/1995	YEATON OIL COMPANY, INC.	RA-H	\$186,681
	199603013	KIRKS TRUCK & AUTO	LUST	01/04/1996	IOCMA, INC - IRVING	GM	\$99,587
	199702020	NH ELECTRIC COOPERATIVE INC	LUST	11/19/1996	NH ELECTRIC COOPERATIVE INC	GM	\$230,881
	200108001	FORMER ARCO	LUST	07/10/2001	NHDOT ATTN DALE O'CONNELL	RA-H	\$680,265
City/Town Project Count: 9							Subtotal: \$3,456,935
PORTSMOUTH	198706025	MOBIL	LUST	03/12/1987	WENTWORTH-SAGAMORE, LLC	GM	\$153,722

Table 4 - Cleanup Projects In-Progress by Community as of June 30, 2015

City/Town	NHDES Site No.	Site/Location Name	Type	Start Date (1)	Current Responsible Party	Category	Total Eligible Costs
	198706026	FORMER STATE ST EXXON R/S #3-5822	LUST	08/04/1988	EXXONMOBIL ENVIRONMENTAL SERVICE	RA	\$130,475
	198706027	OBRIENS 2	LUST	03/31/1988	HERRING POND, INC. LLC	RA-H	\$414,700
	198804001	MOBIL 10536	LUST	09/01/1987	GLOBAL MONTELLO GROUP CORP.	GM	\$108,097
	198805004	PORTSMOUTH USED CAR SUPERSTORE	LUST	02/11/1988	MR. ANTHONY DILORENZO	GM	\$162,565
	198807009	BIG APPLE FOOD STORE	LUST	10/26/2010	C N BROWN COMPANY	IR	\$14,557
	198904021	LAFAYETTE RD SUNOCO	LUST	08/08/1988	ARANCO OIL COMPANY, INC.	GM	\$317,230
	198910001	SHELL STATION 100107	LUST	07/01/1988	MOTIVA ENTERPRISES LLC	GM	\$374,249
	198910068	GETTY STATION 55264	LUST	11/04/1989	GETTY PROPERTIES CORP.	RA-H	\$386,173
	198911017	HANSCOM SUNOCO	LUST	11/03/1989	HANSCOM'S TRUCK STOP INC.	GM	\$111,884
	199103039	EXXON DIV OF CFI 70119	LUST	03/19/1991	CUMBERLAND FARMS, INC.	GM	\$70,532
	199106005	MIDDLE STREET SHELL	LUST	04/16/1991	WILLIAM F ELLIOTT	RA-H	\$337,050
	199106027	JOES MOBIL	LUST	05/21/1990	JOE GOBBI	GM	\$100,756
	199108016	FLITE LINE SUNOCO PROPERTY	LUST	04/04/1991	ARANCO OIL	GM	\$199,765
	199109016	HANSCOMS GETTY	LUST	08/21/1991	HANSCOM'S TRUCK STOP, INC.	SI	\$69,321
	199312055	FORMER NEW ENGLAND HOMES	LUST	12/29/1993	NEW ENGLAND ASSOCIATES, LLC	GM	\$90,422
	199403018	FMR CITY OF PORTSMOUTH DPW	LUST	03/14/1994	PORTSMOUTH DPW	GM	\$84,708
	199502031	WOODBURY AVE MOBIL	LUST	01/23/1995	ALLIANCE ENERGY LLC - GLOBAL MON	GM	\$110,426
	199605032	AMPET	LUST	03/26/1996	AMPET, INC.	GM	\$176,077
	199706047	SARNIA 919 LLC	LUST	06/02/1997	919 REAL ESTATE DEVELOPMENT, LLC	RA	\$332,144
	199801029	FORMER PORTSMOUTH HERALD	OPUF	12/08/1997	THOMSON REUTERS CORP	GM	\$76,158
	199907019	BOURNIVAL INC	MOST	04/25/1999	720 LAFAYETTE, LLC	GM	\$138,661
	199909083	CINDY ANN CLEANERS	LUST	02/28/2006	203 MAPLEWOOD AVENUE LLC	GM	\$84,174
	200409050	MICHAEL CLARK	LUST	01/05/2005	MICHAEL CLARK	RA	\$121,216
	200803055	BLUE STAR / FMR ARMOUR PROP	LUST	03/20/2008	233 VAUGHAN STREET LLC	GM	\$103,208
	201001063	BOURNIVAL INC	LUST	07/13/2009	720 LAFAYETTE LLC	GM	\$367,879
	201212036	ALBANY STREET SULLIVAN TIRE	LUST	10/15/2012	R&N REALTY INC	SI	\$46,250
City/Town Project Count: 27							Subtotal: \$4,682,397
RAYMOND	200005037	CUMBERLAND FARMS 2827	LUST	05/31/2000	CUMBERLAND FARMS INC.	GM	\$189,290
	200212064	AIW ASSETS INC	LAST	05/16/2003	NH DEPT OF TRANSPORTATION	GM	\$322,798
	200301043	DANIEL MEEHAN PROPERTY	OPUF	01/28/2003	STEDMAN GRAY	GM	\$29,869
	200410186	BRANCH RIVER APARTMENTS	ETHER	06/28/1999	UNKNOWN	GM	\$79,738
	201010045	LIVINGSTON RESIDENCE	OPUF	10/15/2010	28CC, LLC	GM	\$33,107
	201109062	FULLER RESIDENCE	OPUF	09/19/2011	JACQUELINE FULLER	SI	\$28,626
City/Town Project Count: 6							Subtotal: \$683,427
RICHMOND	199206008	RICHMOND FOUR CORNERS STORE	LUST	08/19/2005	TOWN OF RICHMOND	RA	\$199,497

Table 4 - Cleanup Projects In-Progress by Community as of June 30, 2015

City/Town	NHDES Site No.	Site/Location Name	Type	Start Date (1)	Current Responsible Party	Category	Total Eligible Costs
City/Town Project Count: 1							Subtotal: \$199,497
RINDGE	199510015	N R FOGG & SON INC	LUST	06/27/1995	N.R. FOGG & SON, INC.	GM	\$120,991
	200111001	HASBROUCK APARTMENT BUILDING	OPUF	06/23/2001	WILLIAM HASBROUCK	GM	\$47,302
City/Town Project Count: 2							Subtotal: \$168,294
ROCHESTER	198708020	LANDRY'S FOREIGN CAR SALVAGE	LUST	08/14/1987	EUGENE LANDRY	GM	\$119,191
	198806006	GREEN VALLEY 55250 FRM GETTY	LUST	01/01/1988	GETTY PROPERTIES CORPORATION.	GM	\$1,008,660
	198809006	WAKEFIELD ST. PROP	LUST	09/07/1988	DAVID FISHER	GM	\$56,848
	199110007	ROCHESTER SUNOCO	LUST	10/03/1991	ARANCO OIL CO INC	RA	\$702,588
	199207024	GETTY STATION	LUST	07/24/1992	GETTY PROPERTIES CORP.	RA-H	\$175,704
	199401032	CUMBERLAND FARMS 2811	LUST	01/26/1994	CUMBERLAND FARMS INC	GM	\$254,529
	199405007	HIGHLAND STREET SERVICE STATION	LUST	05/02/1994	JAMES AND KATHY BOUCHER	GM	\$161,785
	199407017	FMR CHARLIES SERVICE CENTER	LUST	09/26/2000	BERNARD BENNETT	GM	\$210,684
	199410015	LOCAL PRIDE HEATING OIL	LUST	11/22/1994	GBOT INC	GM	\$113,215
	199411033	CUMBERLAND FARMS 2825	LUST	10/21/1994	CUMBERLAND FARMS, INC	GM	\$166,331
	199704002	FORMER KANE GONIC BRICK CORP	LUST	11/12/1996	CITY OF ROCHESTER- DPW	GM	\$97,540
	199809066	GREEN VALLEY 55249 FRM GETTY	LUST	09/18/1998	GETTY PROPERTIES CORPORATION	RA-H	\$206,872
	199811013	CUMBERLAND FARMS 2816	LUST	04/04/1998	CUMBERLAND FARMS, INC.	GM	\$191,037
	200409112	36 CROWN POINT ROAD	LUST	06/28/2005	NAT STAFFORD	GM	\$573,170
	200904060	KRASNOW PROPERTY	OPUF	04/20/2009	STEPHEN KRASNOW	SI	\$9,239
	200905004	FORMER LEHOULLIER RESIDENCE	OPUF	05/08/2009	PAUL GREULING	SI	\$6,330
	201006004	AMERICAN USED AUTO PARTS	ETHER	09/22/2010	AMERICAN USED AUTO PARTS	SI	\$102,127
	201009016	LITTLE FALLS COOPERATIVE	ETHER	09/07/2010	LITTLE FALLS COOPERATIVE, INC	SI	\$59,245
	201209024	JOE LAZZARA RESIDENCE	OPUF	09/14/2012	JOSEPH LAZZARA	SI	\$38,057
	201301022	LACY RESIDENCE	OPUF	01/10/2013	ELLEN AND IVAN LACY	IR	\$48,125
	201403004	DRAPEAU RESIDENCE	OPUF	03/03/2014	JOYCE DRAPEAU	IR	\$30,813
	201503026	SOUTHARD RESIDENCE	OPUF	03/04/2015	WILLIAM SOUTHARD	IR	\$19,505
City/Town Project Count: 22							Subtotal: \$4,351,597
ROLLINSFORD	199607056	ROWELL AND WATSON CO INC	LAST	05/05/1999	NEW HAMPSHIRE NORTHCOAST CORP	GM	\$347,551
City/Town Project Count: 1							Subtotal: \$347,551
RYE	199409069	FORMER A.P. TIBBETTS HARDWARE	LUST	07/29/1994	GAIL C. NADEAU 1994 TRUST	SI	\$113,882
	199508031	SAGAMORE GARAGE	LUST	07/21/1995	GREAT ISLAND PICKWICK DEVELOPME	GM	\$153,859
	200308087	BOSSE PROPERTY	LUST	08/07/2003	MICHAEL LABRIE	GM	\$169,733
City/Town Project Count: 3							Subtotal: \$437,474
SALEM	198605447	SALEM HIGH SCHOOL	OPUF	06/29/2012	SAU 57	SI	\$18,384
	198905066	TURNERS DAIRY INC	LUST	11/26/1997	TURNER'S DAIRY INC	SI	\$51,423

Table 4 - Cleanup Projects In-Progress by Community as of June 30, 2015

City/Town	NHDES Site No.	Site/Location Name	Type	Start Date (1)	Current Responsible Party	Category	Total Eligible Costs
	199001011	CENTRAL FIRE STATION	LUST	01/15/1990	TOWN OF SALEM	RA-H	\$201,036
	199003010	SALEM DPW	LUST	12/13/1989	TOWN OF SALEM FINANCE DEPT	RA-H	\$763,274
	199108025	FORMER COCA-COLA BOTTLING CO	LUST	08/08/1991	METSCOTT 21, LLC	RA-H	\$389,451
	199111016	SUPER PETROLEUM INC	LUST	11/04/1991	RAYMOND & ELEANOR CHILDS	RA-H	\$101,996
	199312007	CAMIRES GULF (CUMBERLAND FARMS)	LUST	06/30/1993	CUMBERLAND FARMS, INC.	GM	\$171,260
	199407062	SOUTH FIRE STATION	LUST	05/17/1994	TOWN OF SALEM ACCOUNTING DEPT	RA	\$331,053
	199501026	366 N BROADWAY PROPERTY	LUST	01/23/1995	NHDOT	GM	\$111,009
	199511005	CUMBERLAND FARMS 2803	LUST	10/03/1995	CUMBERLAND FARMS, INC	GM	\$342,012
	199511007	GREEN VALLEY 55267 FRM GETTY	LUST	11/06/1995	GETTY PROPERTIES CORPORATION		\$75,873
	199603008	AJS USED AUTO PARTS	ETHER	03/05/1996	STEPHEN D. DEVITO JR. TRUCKING CO	GM	\$38,304
	199605041	ONE STOP RETAIL SHOPPE	LUST	12/22/2008	ENI 134 BROADWAY LLC	RA-H	\$15,985
	199606026	AUTOMOTIVE RECOVERY SERVICES INC	ETHER	06/19/1996	INSURANCE AUTO AUCTIONS, INC.	GM	\$19,622
	199606040	FORMER SULLIVAN FUEL CO	LUST	09/17/2002	49 NORTH BROADWAY LLC	GM	\$59,657
	199609008	GATEWAY RES. RECOVERY,LLC (FORMER S	ETHER	09/11/1996	GATEWAY RESOURCE RECOVERY, LLC	GM	\$61,425
	199707002	CANOBIE LAKE PARK	LUST	04/23/1997	CANOBIE LAKE REALTY CORP.	RA-H	\$121,293
	199907031	GRANITE STATE POTATO CHIP	OPUF	05/09/1999	D & Q REALTY, LLC	GM	\$249,923
	199912039	FORMER GETTY STATION 55277	LUST	10/18/1999	ALLIANCE ENERGY, LLC - GLOBAL MON	GM	\$95,355
	200604038	BRUCE'S GARAGE	ETHER	11/10/2005	BRUCE'S GARAGE, INC.	GM	\$155,866
	201309007	DAVID HUNT	OPUF	09/04/2013	DAVID HUNT	IR	\$12,770
City/Town Project Count: 21							Subtotal: \$3,386,973
SALISBURY	199005007	CROSSROADS COUNTRY STORE	LUST	01/15/1990	CIARADAN LLC	GM	\$72,379
City/Town Project Count: 1							Subtotal: \$72,379
SANBORNTON	199409060	SANBORNTON GENERAL STORE	LUST	06/30/1994	BERNARD SALVADOR	GM	\$116,138
	199801050	SANBORNTON HIGHWAY GARAGE	LUST	11/03/1997	TOWN OF SANBORNTON	GM	\$102,885
	201206033	FORMER HOWES GAS STATION	LUST	06/15/2012	HOWE FAMILY REVOCABLE TRUST	RA	\$41,080
City/Town Project Count: 3							Subtotal: \$260,103
SANDOWN	199407037	SANDOWN HIGHWAY GARAGE	LAST	05/11/2005	TOWN OF SANDOWN	GM	\$110,987
			LUST	04/13/1994	TOWN OF SANDOWN	GM	
	201212024	BARBARA HERBERT REVOCABLE LIVING TR	OPUF	12/15/2012	BARBARA HERBERT REVOCABLE LIVIN	SI	\$48,460
City/Town Project Count: 3							Subtotal: \$159,447
SEABROOK	198906034	GREEN VALLEY 55252	LUST	05/02/2012	GETTY PROPERTIES CORP	GM	\$19,068
	199106013	GREEN VALLEY 55268 FRM GETTY	LUST	06/13/1991	GETTY PROPERTIES CORPORATION	GM	\$139,732
	199705024	OBRIENS GENERAL STORE	LUST	05/21/1997	O'BRIEN'S GENERAL STORE, INC.	RA-H	\$402,749
City/Town Project Count: 3							Subtotal: \$561,549
SOMERSWORT	199202019	CITGO STATION/ENERGY TO GO	LUST	11/19/2001	ENERGY NORTH GROUP - ENI	GM	\$85,607

Table 4 - Cleanup Projects In-Progress by Community as of June 30, 2015

City/Town	NHDES Site No.	Site/Location Name	Type	Start Date (1)	Current Responsible Party	Category	Total Eligible Costs
	199205002	DEAD RIVER COMPANY	LUST	04/16/1992	YAWGA ENERGY PRODUCTS LLC	RA-H	\$469,599
	199504008	GREEN VALLEY 55253 FRM GETTY	LUST	04/10/1995	GETTY PROPERTIES CORP	RA	\$225,448
	199610004	CUMBERLAND FARMS 2820	LUST	10/02/1996	CUMBERLAND FARMS, INC	GM	\$1,197,883
	200110025	FORMER GARVIN RESIDENCE	OPUF	10/14/2001	GLENN GARVIN	GM	\$17,885
	200508085	DEGNON PROPERTY	OPUF	06/09/2005	JEAN DEGNON	GM	\$21,234
	200907049	TURGEON PROPERTY	OPUF	07/20/2009	MATTHEW TURGEON	IR-H	\$13,669
	201112027	MORIN RESIDENCE	OPUF	11/24/2011	CAROL MORIN	SI	\$20,343
City/Town Project Count: 8							Subtotal: \$2,051,668
SOUTH HAMPTON	199506011	FORMER MIDWAY EXCAVATORS INC	MOST	08/24/2005	MIDWAY EXCAVATORS, INC.	RA-H	\$6,146
City/Town Project Count: 1							Subtotal: \$6,146
STRAFFORD	199408056	BLUE LOON GENERAL STORE	LUST	08/08/1994	SHEILAH HITCHCOCK (CARON)	GM	\$566,407
	199906014	ISINGLASS COUNTRY STORE	LUST	06/04/1999	NAJMA, LLC	RA	\$155,799
City/Town Project Count: 2							Subtotal: \$722,206
STRATFORD	198405062	77 AYER ROAD, LLC	LUST	11/01/1988	77 AYER ROAD, LLC	GM	\$120,541
	198905010	BURNS TRUCK STOP	LUST	04/25/1988	EXXON MOBIL ENVIRONMENTAL SERVICE	GM	\$271,019
	199901029	EMERSONS COUNTRY STORE	LUST	10/09/2003	D&C TRANSPORTATION	SI	\$396,793
City/Town Project Count: 3							Subtotal: \$788,353
STRATHAM	199203018	GIBBS OIL CO LTD PARTNERSHIP	LUST	02/20/1992	GIBBS OIL CO LTD PARTNERSHIP	RA	\$178,827
	199209023	STRATHAM MOBIL	LUST	09/28/1992	S T HOLDING CO, LLC	GM	\$147,591
	199505031	STRATHAM VILLAGE MARKET	LUST	05/23/1995	FORMA REALTY II, LLC (OBRIEN ENERGY)	GM	\$352,022
City/Town Project Count: 3							Subtotal: \$678,440
SULLIVAN	201405036	KIM PREGENT	OPUF	05/23/2014	KIM PREGENT	IR	\$12,810
City/Town Project Count: 1							Subtotal: \$12,810
SUNAPEE	201210005	MILLER PROPERTY	OPUF	10/04/2012	JAMIE S MILLER	SI-H	\$40,489
City/Town Project Count: 1							Subtotal: \$40,489
SURRY	199003016	BEDARDS GENERAL STORE	LUST	03/16/1990	ZANE AND DIANE WHITE	SI	\$450,097
City/Town Project Count: 1							Subtotal: \$450,097
SUTTON	199708016	VERNONDALE STORE	LUST	07/28/1997	RLD REALTY LLC	GM	\$292,036
City/Town Project Count: 1							Subtotal: \$292,036
SWANZEY	198500041	RTE 10 MINI MART	LUST	06/01/1990	DHARMENDRA PATEL	GM	\$408,337
	200309074	BRNGER AUTO SALVAGE	ETHER	07/11/2007	SWANZY 12, LLC	GM	\$13,532
City/Town Project Count: 2							Subtotal: \$421,869
TAMWORTH	199110092	GIII FANCY FOODS & GAS	LUST	07/31/2006	KUSHAL PAL KAHLON	GM	\$99,114

Table 4 - Cleanup Projects In-Progress by Community as of June 30, 2015

City/Town	NHDES Site No.	Site/Location Name	Type	Start Date (1)	Current Responsible Party	Category	Total Eligible Costs
	201305004	NUGENT RESIDENCE	OPUF	05/06/2013	NELSON & KATHLEEN NUGENT TRUST	IR-H	\$24,069
City/Town Project Count: 2							Subtotal: \$123,184
TILTON	198903004	FORMER FLUFFYS CONVENIENCE STORE	LUST	10/01/1987	D. IVAN K., LLC	GM	\$830,400
	199309006	DREW'S WRECKER SERVICE	ETHER	07/09/2001	CHUCK DREW	SI	\$162,591
	199311019	ERNIES AUTO SALES	LUST	09/15/1993	TOWN OF TILTON	RA	\$57,107
	199402009	JAYS MARINA	LUST	11/19/1993	JOSEPH CHRISTI TRUST	RA	\$272,631
	199804011	CUMBERLAND FARMS 2801	LUST	12/31/2004	CUMBERLAND FARMS, INC.	GM	\$87,765
	200007043	WINNISQUAM TRADING POST MARKET	OPUF	03/01/2011	WINNISQUAM MARKET & DELI LLC	SI	\$30,670
	200801017	SAVAGE RESIDENCE	OPUF	01/10/2008	DON SAVAGE	SI	\$68,324
City/Town Project Count: 7							Subtotal: \$1,509,490
TUFTONBORO	200104090	RICHARD E MARRIOTT	LUST	04/10/2003	RICHARD E MARRIOTT	GM	\$155,882
City/Town Project Count: 1							Subtotal: \$155,882
WAKEFIELD	198903031	AMPET OIL/HUCKINS OIL	LUST	03/01/1987	HUCKINS OIL COMPANY, INC	GM	\$802,133
	198907032	LAKESIDE SERVICE	LUST	10/12/1989	GEOFFREY & WILLIAM DENLEY	GM	\$139,622
	199210004	WAKEFIELD GENERAL STORE INC	LUST	09/16/1992	HASAN REALTY CORP	GM	\$966,262
	201010040	CHAMBERLIN RESIDENCE	OPUF	10/14/2010	TOWN OF WAKEFIELD	IR	\$9,068
City/Town Project Count: 4							Subtotal: \$1,917,085
WALPOLE	199402012	WALPOLE SUNOCO STATION	LUST	11/30/1993	MAIN STREET VARIETY, LLC	GM	\$108,123
	200005011	R N JOHNSON	LAST	01/18/2000	R N JOHNSON INC	GM	\$82,519
City/Town Project Count: 2							Subtotal: \$190,643
WARNER	199304024	CRICENTIS MARKET	LUST	04/19/1993	BORON LLC	GM	\$120,021
City/Town Project Count: 1							Subtotal: \$120,021
WARREN	198906030	FORMER BUDS COUNTRY STORE	LUST	01/23/1989	SHARA, LLC	GM	\$257,891
	199007012	WARREN VILLAGE MARKET	LUST	02/29/2012	349 ROUTE 25 WARREN CORP - EL KHC	SI	\$21,812
	199211018	WARREN FISH HATCHERY	OPUF	09/18/2001	N.H. FISH AND GAME DEPARTMENT	GM	\$164,252
City/Town Project Count: 3							Subtotal: \$443,955
WATERVILLE V	199612035	TOWN OF WATERVILLE VALLEY	LUST	06/28/2006	TOWN OF WATERVILLE VALLEY	RA	\$217,783
	200204040	MEGARGEL RESIDENCE	OPUF	03/29/2012	MATTHEW MEGARGEL	GM	\$49,081
City/Town Project Count: 2							Subtotal: \$266,864
WEARE	199010001	DODGES COUNTRY 3 CORNERS	ETHER	11/15/1990	SHINN REALTY, LLC	SI	\$1,232,646
			LUST	09/27/1990	SHINN REALTY, LLC	RA-H	
	199309013	WEARE MOBIL	LUST	09/14/1993	ENI 99 JOHN STARK HWY, LLC	GM	\$1,350,781
	199708029	WEARE CENTER VIDEO (FRMR NICHOLS GA	LUST	08/15/1997	GORDON C. BROWN	RA-H	\$521,779
200105017	BURPEE SALVAGE YARD	ETHER	06/30/2003	SOUTH STARK ASSOCIATES, LLC	SI	\$74,349	

Table 4 - Cleanup Projects In-Progress by Community as of June 30, 2015

City/Town	NHDES Site No.	Site/Location Name	Type	Start Date (1)	Current Responsible Party	Category	Total Eligible Costs
	200601049	KNOXLAND EQUIPMENT INC	MOST	02/14/2006	KNOXLAND EQUIPMENT	GM	\$53,049
City/Town Project Count: 6							Subtotal: \$3,232,604
WESTMORELAN	199105008	CHESHIRE COUNTY HOME WWTF & JAIL	LUST	07/20/1995	CHESHIRE COUNTY FACILITIES	GM	\$70,465
City/Town Project Count: 1							Subtotal: \$70,465
WHITEFIELD	199707001	WHITEFIELD JIFFY MART	LUST	05/06/1997	CHAMPLAIN OIL CO INC	GM	\$268,560
	199812219	CUMBERLAND FARMS 2834	LUST	11/06/2002	CUMBERLAND FARMS, INC.	GM	\$137,643
	200911002	FORMER BETH TILLOTSON RESIDENCE	OPUF	11/02/2009	NH HOUSING FINANCE AUTHORITY	GM	\$69,176
City/Town Project Count: 3							Subtotal: \$475,380
WILTON	199312032	BROOKSIDE MINI MART	LUST	07/16/2012	ENI 626&630 GIBBONS HWY LLC	SI	\$171,699
	199909026	ALBERT MOORE	OPUF	09/17/1999	ALBERT MOORE	IR-H	\$3,351
City/Town Project Count: 2							Subtotal: \$175,050
WINCHESTER	198406007	ATLANTIC PAPER MILLS OF NH	LUST	01/29/2002	M&M CONSULTING AND CONTRACTING	GM	\$414,264
	200406136	DAVID MARTIN RESIDENCE	OPUF	03/09/2014	DAVID MARTIN	IR	\$57,614
	201207015	PAPER SERVICE MILLS	LUST	07/19/2010	PAPER SERVICE LTD.	RA	\$197,600
City/Town Project Count: 3							Subtotal: \$669,479
WINDHAM	199007025	ROGERS SERVICE AND AUTO BODY	LUST	07/16/1990	NH DEPARTMENT OF TRANSPORTATIO	GM	\$97,149
	199008001	KLEMMS MOBIL ON THE RUN	LUST	11/28/1989	CORNER OF NEW HORIZONS, LLC	GM	\$726,139
	199010013	WINDHAM GO GO	LUST	10/17/1990	BRADFORD OIL COMPANY	RA	\$666,194
	199312031	WINDHAM PLAZA	LUST	05/22/2002	B & H OIL COMPANY INCORPORATED	RA-H	\$170,069
	199511021	WATERHOUSE COUNTRY STORE	ETHER	05/24/2004	WATERHOUSE CO. STORE - REALTY TR	GM	\$1,753,917
			LUST	09/01/1995	WATERHOUSE COUNTRY STORE	RA	
	199703053	ERNIES GARAGE	LUST	12/23/1996	ERNEST ALIX	GM	\$201,871
199711019	FORMER EXXON 3-0221	LUST	09/02/1997	NH DEPARTMENT OF TRANSPORTATIO	GM	\$342,800	
City/Town Project Count: 8							Subtotal: \$3,958,140
WINDSOR	200203023	BROOKS PROPERTY	ETHER	02/24/2004	TOWN OF WINDSOR	SI	\$48,794
City/Town Project Count: 1							Subtotal: \$48,794
WOLFEBORO	199007018	ELECTRIC DEPARTMENT	LUST	04/19/1990	TOWN OF WOLFEBORO	RA-H	\$606,206
	199107020	KINGSWOOD REGIONAL HIGH SCHOOL	LUST	07/03/1991	GOV WENTWORTH SCHOOL DISTRICT/	GM	\$97,702
	199111001	CLARKE PLAZA	LUST	11/01/1991	P&D ZIMMERMAN FAMILY LP	RA-H	\$144,257
	199302002	THREE SISTERS COUNTRY STORE	LUST	09/17/1992	NICASTRO FAMILY PROPERTIES, LLC	RA-H	\$240,932
	199503053	WOLFEBORO GARAGE	LUST	03/27/1995	IRVING OIL MARKETING INC	GM	\$134,359
	199612017	FORMER CTP PETROLEUM CO	LUST	03/03/1999	TOWN OF WOLFEBORO	RA-H	\$140,307
	199810017	WOLFEBORO CORNER STORE	LUST	06/30/2005	GEORGE C STAFFORD & SONS	GM	\$236,636
	199908004	7 ELEVEN 32506	LUST	07/20/1999	7-ELEVEN INC.	GM	\$161,413

Table 4 - Cleanup Projects In-Progress by Community as of June 30, 2015

City/Town	NHDES Site No.	Site/Location Name	Type	Start Date (1)	Current Responsible Party	Category	Total Eligible Costs
	199909058	SALS ADVANCED AUTO REPAIR	LUST	03/20/2000	NICASTRO FAMILY PROPERTIES LLC	RA-H	\$133,393
City/Town Project Count: 9							Subtotal: \$1,895,205
WOODSTOCK	198909015	WILSONS MOBIL SERVICES INC	LUST	09/13/1989	DONALD P. DOENGES	SI	\$93,721
1							Subtotal: \$93,721
<p>(1) The Start Date is the date contamination was first found at the location. Fund eligibility and cost reimbursements may have commenced later.</p> <p>Project Categories:</p> <p>IR or IR-H means Initial Response Action or Initial Response Action on hold SI or SI-H means Site Investigation or Site Investigation on hold RA or RA-H means Remedial Action or Remedial Action on hold GM or GM-H means Groundwater Monitoring or Groundwater Monitoring on hold</p>				<p>Total Number of Projects: 767</p>		<p>Grand Total: \$171,050,749</p>	

Oil Fund Disbursement Board FY 2015 Annual Report



Table 5 - FY 2014 & FY 2015 Comparative Financial Performance

Category	Oil Discharge & Disposal Cleanup Fund (RSA 146-D)		Fuel Oil Discharge Cleanup Fund (RSA 146-E)		Motor Oil Discharge Cleanup Fund (RSA 146-F)		Gasoline Remediation & Elimination of Ethers Fund (RSA 146-G)	
	2014	2015	2014	2015	2014	2015	2014	2015
Beginning Balance (1)	\$2,724,056	\$1,628,178	\$287,461	\$1,617,401	\$412,548	\$448,673	\$1,329,015	\$1,120,633
Revenues (2)	\$11,748,101	\$11,402,351	\$2,904,971	\$2,951,138	\$211,275	\$188,347	\$1,332,824	\$2,230,650
Program Management & Administrative Costs (3)	(\$1,677,782)	(\$1,880,389)	(\$434,642)	(\$367,311)	(\$60,795)	(\$72,704)	(\$414,123)	(\$305,291)
Reimbursed Cleanup Expenses (4)	(\$11,166,197)	(\$9,108,697)	(\$966,949)	(\$1,652,065)	(\$114,355)	(\$58,879)	(\$899,089)	(\$933,601)
Release Prevention Expenses - RSA 146-E; Contracted Cleanup Expenses - RSA 146-G (5)	N.A.	N.A.	(\$173,440)	(\$260,043)	N.A.	N.A.	(\$227,994)	(\$95,812)
Ending Balance	\$1,628,178	\$2,041,443	\$1,617,401	\$2,289,120	\$448,673	\$505,436	\$1,120,633	\$2,016,579

NOTES:

(1) A one-time beginning balance adjustment was made for FY 2014 to convert from cash-basis to modified accrual method reporting.

(2) Total revenues include import fees, interest and inter-fund transfers. \$441,036 in GREE Fund revenues were inadvertently not reported in FY14, and were included with FY15

(3) Program management and administrative costs may include: DES project management, fund administration and facility compliance services, Dept. of Safety import fee collection activities, and Dept. of Justice legal services.

(4) Cleanup expenses are for reimbursements of costs incurred by eligible parties.

(5) Under the Fuel Oil Fund, release prevention expenses are for reimbursements of up to \$1,500 for low-income homeowners to replace substandard heating oil storage tanks.

Gasoline Ether contracted cleanups are for locations where the MtBE contamination source is unknown. At such locations, NHDES may provide temporary water supplies and perform investigations and other work to address the contamination problem.

Oil Fund Disbursement Board FY 2015 Annual Report



Table 6 - FY 2016 & FY 2017 Projected

Category	Oil Discharge & Disposal Cleanup Account (RSA 146-D)		Fuel Oil Discharge Cleanup Account (RSA 146-E)		Motor Oil Discharge Cleanup Account (RSA 146-F)		Gasoline Remediation & Elimination of Ethers Account (RSA 146-G)	
	2016	2017	2016	2017	2016	2017	2016	2017
Beginning Balance	\$2,041,443	\$1,843,488	\$2,289,120	\$1,780,476	\$505,437	\$414,655	\$2,016,579	\$2,485,376
Revenues (1)	\$11,650,000	\$11,650,000	\$2,600,000	\$2,600,000	\$200,000	\$200,000	\$1,700,000	\$1,700,000
Program Management & Administrative Costs (2)	(\$2,347,955)	(\$2,308,511)	(\$458,644)	(\$450,939)	(\$90,782)	(\$89,257)	(\$381,203)	(\$374,799)
Reimbursed Cleanup Expenses (3)	(\$9,500,000)	(\$9,500,000)	(\$2,150,000)	(\$2,150,000)	(\$200,000)	(\$200,000)	(\$600,000)	(\$600,000)
Release Prevention Expenses - RSA 146-E; Contracted Cleanup Expenses - RSA 146-G (3)	N.A.	N.A.	(\$500,000)	(\$500,000)	N.A.	N.A.	(\$250,000)	(\$250,000)
Ending Balance	\$1,843,488	\$1,684,977	\$1,780,476	\$1,279,536	\$414,655	\$325,398	\$2,485,376	\$2,960,577

NOTES:

- (1) Total revenues are based on historic averages, projected fuel import activity and import fees established under current law. Revenue includes import fees, interest and inter-fund transfers.
- (2) Program management and administrative costs may include: DES project management, facility compliance and fund administration services, Dept. of Safety import fee collection activities, and Dept. of Justice legal services.
- (3) In general, projected cleanup, release prevention, research and contracted cleanup expenses are as currently budgeted, or anticipated based on available revenues, and may be less than actual demand. Availability of revenues/balance may facilitate a request to Fiscal Committee/Governor & Council to increase cleanup and release prevention budgets as necessary.

Figure 1 - Distribution of Reimbursed Cleanup Costs by Fund as of June 30, 2015

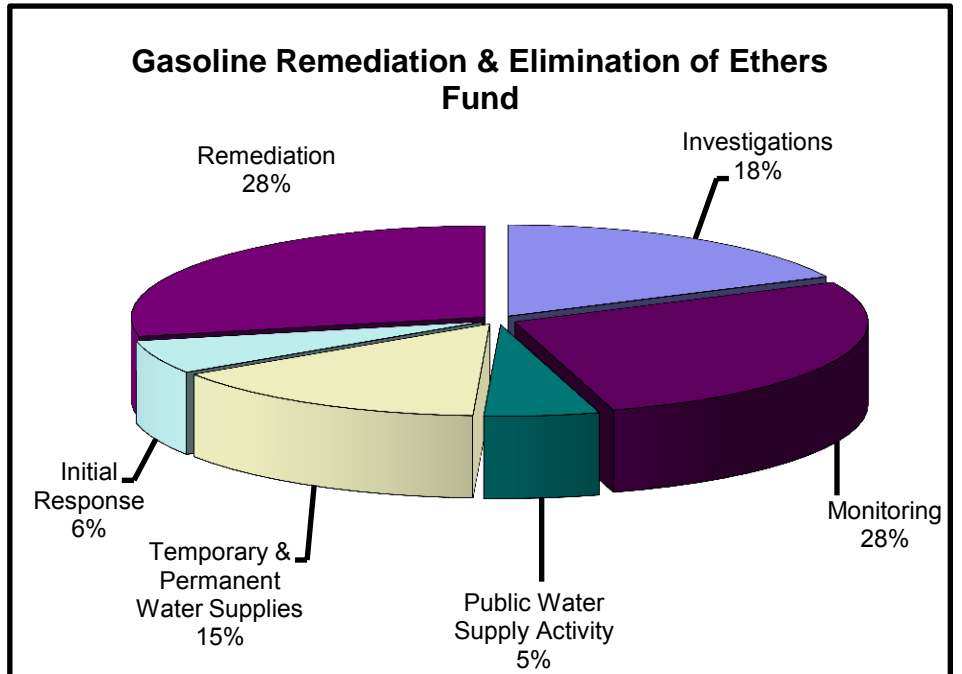
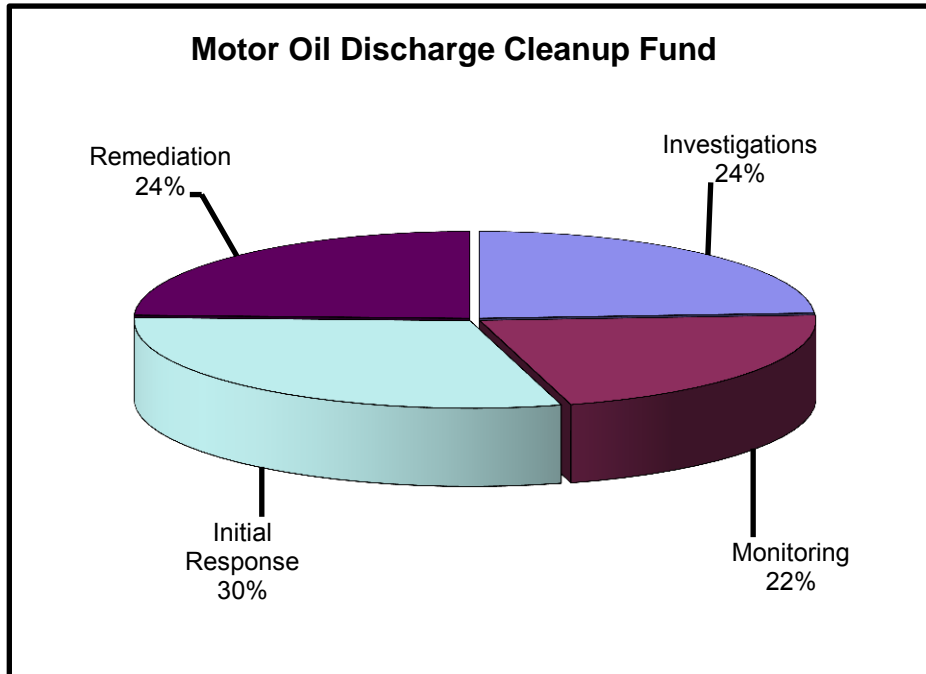
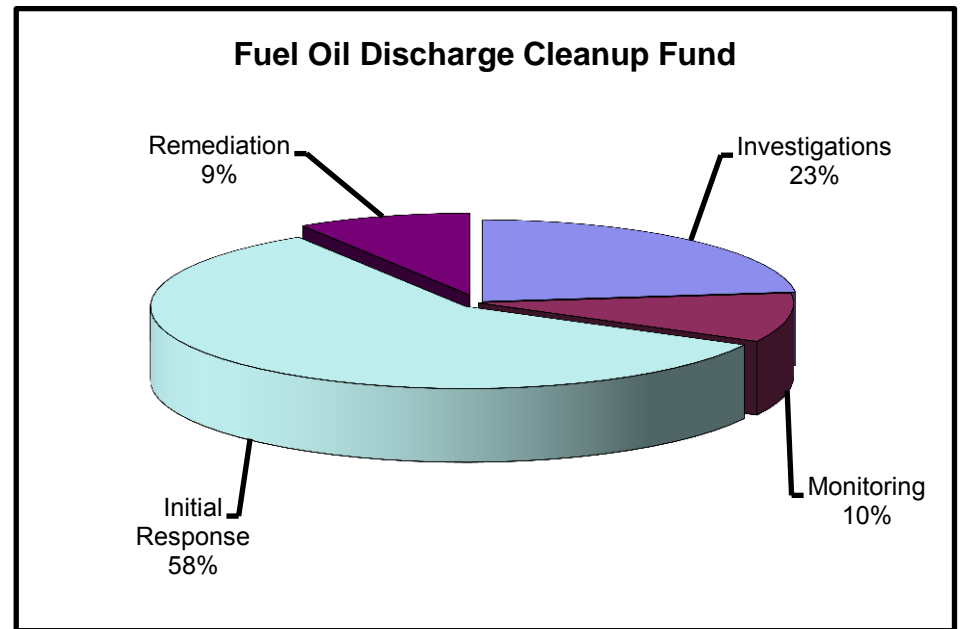
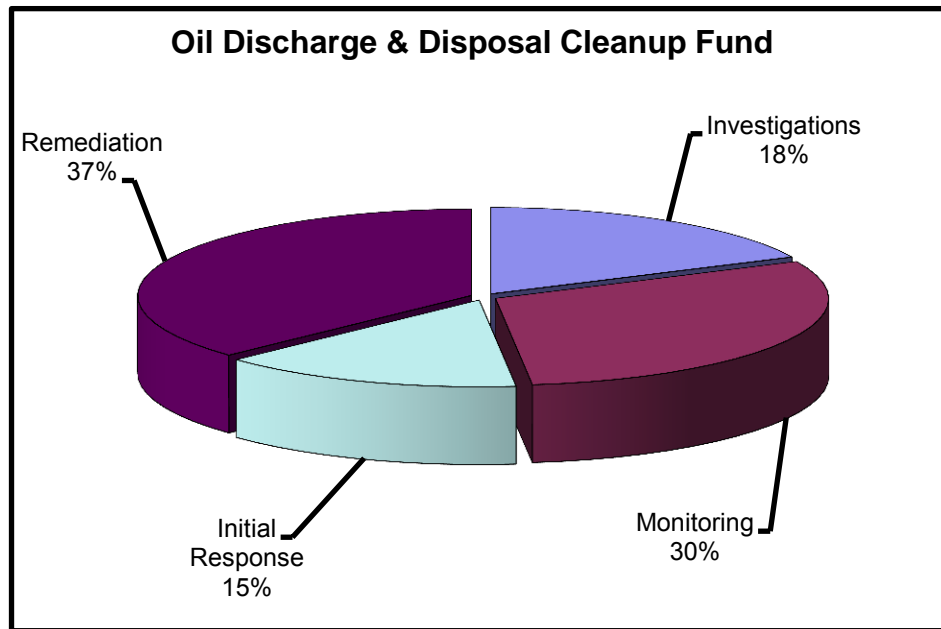
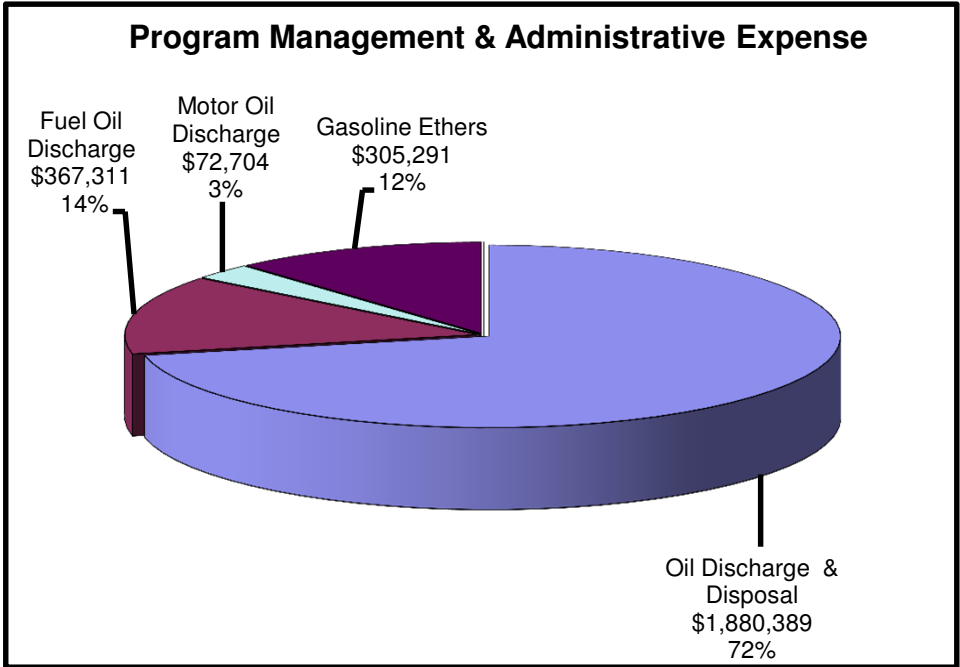
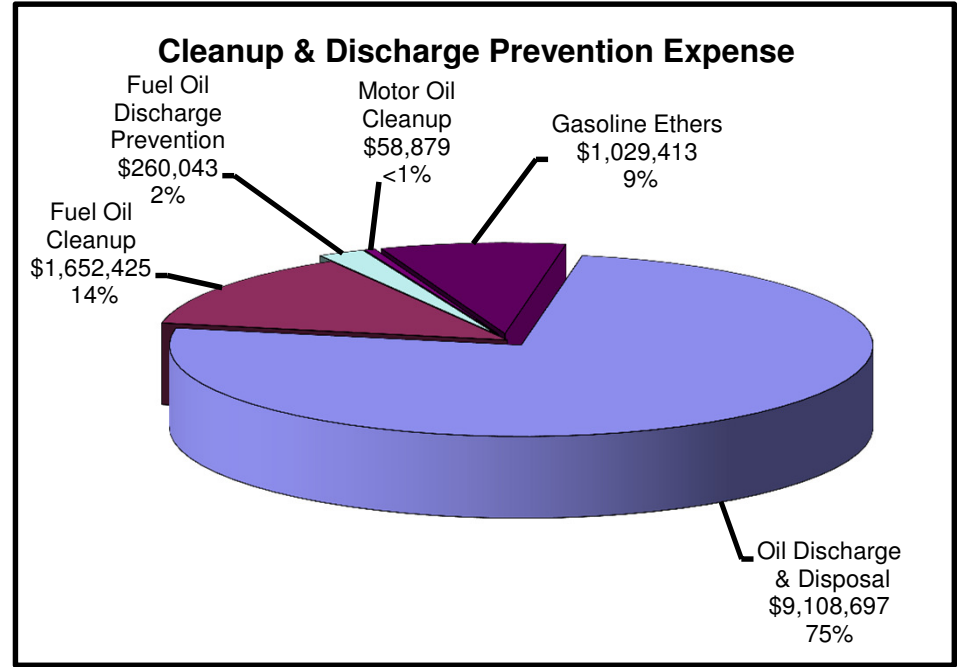
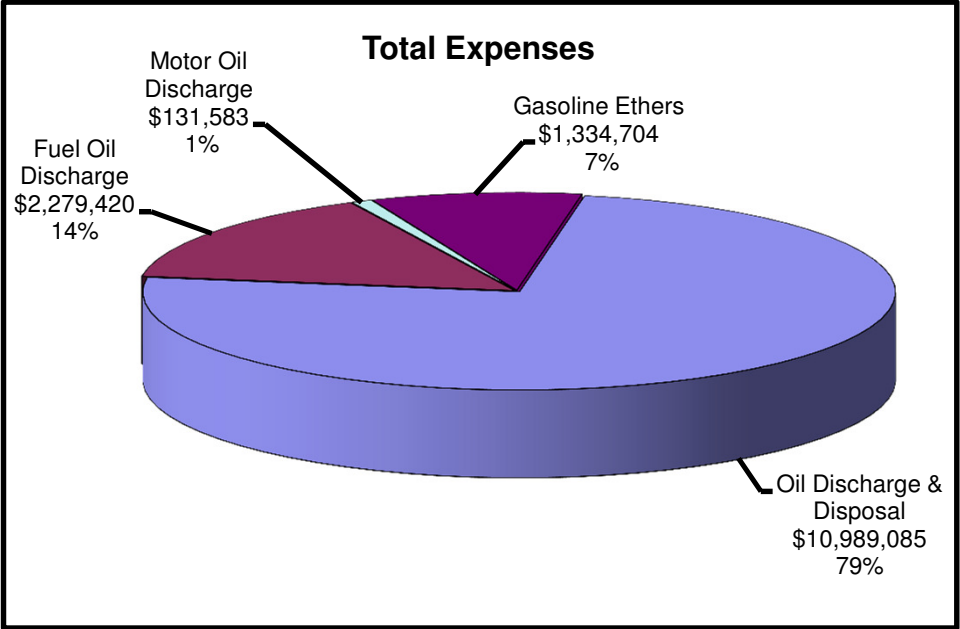
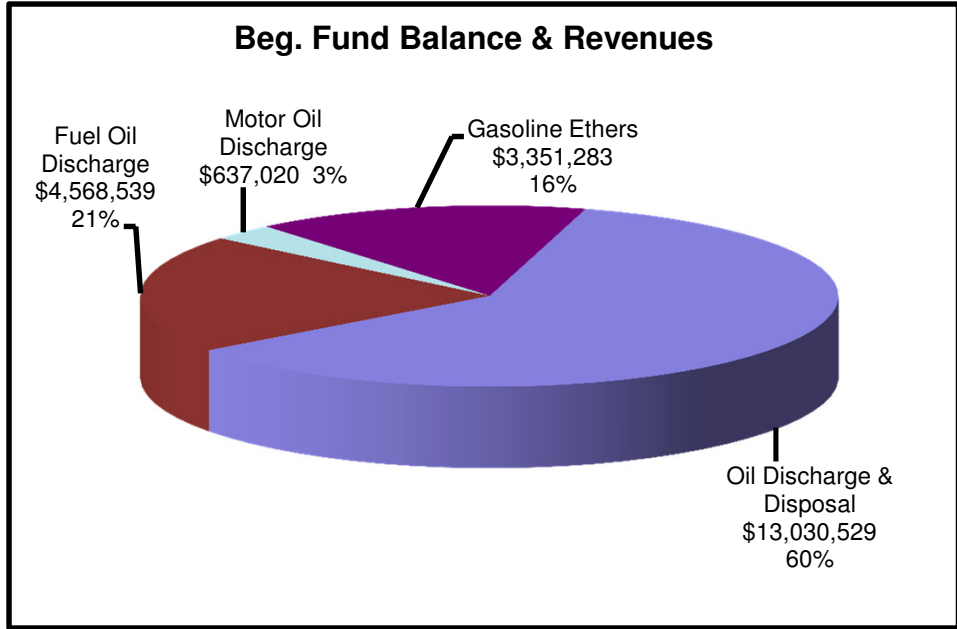


Figure 2 - FY 2015 Revenues & Expenses by Fund



Former Ernie's Auto Sales, Tilton

Overview and History

The former Ernie's Auto Sales property is located on East Main Street along the Winnepesaukee River in Tilton. The property operated as a gas station from approximately 1939 until the 1970s. In addition, an automobile body shop, automobile repair shop, salvage yard, used automotive sales, and a U-Haul truck rental business have also reportedly occupied the site. The former property owner, Anthony Turchin, passed away in 1993. From approximately 2002 until 2010, the property remained vacant and the two on-site buildings fell into disrepair. By 2010, the Anthony Turchin Estate owed approximately \$25,000 in back taxes. In 2011 the town of Tilton acquired the property for redevelopment into a park and trailhead for the riverfront trail system. Reimbursement from the Oil Discharge and Disposal Cleanup Fund (ODDCF) played a significant role in bringing the project to fruition.

In 2011, the town of Tilton was awarded a United States Environmental Protection Agency (EPA) Brownfield Cleanup Grant, as well as a sub-grant from the Capitol Regional Development Council (CRDC) Brownfields Cleanup Revolving Loan Fund Program, to remediate the site and prepare the property for redevelopment. The town of Tilton utilized the ODDCF to address the petroleum contamination remaining following the 1993 closure of four underground storage tanks (USTs), which allowed the town to focus the EPA and CRDC cleanup funding on remediation of the non-petroleum contamination. Addressing the contamination facilitated redevelopment of the property, and the park and trailhead were opened for use in the fall of 2015.

Environmental Assessment and Cleanup

The former Ernie's Auto Sales facility previously operated three gasoline USTs (two 3,000 and one 4,000 gallon) and one waste oil UST (2,000 gallon). Soil and groundwater contamination were detected at the time of closure of the USTs in 1993; however, the analytical results for the soil and groundwater samples met the cleanup standards at that time. In 2010, DES received a request from the Lakes Region Planning Commission to determine Petroleum Brownfields Eligibility to conduct Phase I and Phase II Environmental Site Assessments at the site. A DES file review of the site showed that the laboratory detection limits for both benzene and methyl-tert-butyl-ether (MtBE) were above DES' current soil and groundwater cleanup standards in

At A Glance:

Site Location: East Main Street adjacent to the Winnepesaukee River

Site Profile: Former Ernie's Auto Sales Redevelopment

NH ODD Fund Reimbursements: \$60,851

Outcomes:

- Soil boring delineation completed to determine the extent of petroleum contamination;
- 145 tons of contaminated soil removed and properly disposed of; and
- Redevelopment of a contaminated property as a park and trailhead for the Winnepesaukee River Trail.

samples collected during the 1993 UST closure activities. The elevated detection limits indicated that additional data would be necessary to determine if residual petroleum contamination remained in the vicinity of the former underground storage tanks.

Soil and groundwater data collected during the Phase II Environmental Site Assessment did not show evidence of petroleum impacts in excess of the cleanup standards; however, during the removal of hydraulic lifts in the garage building during the cleanup activities funded through the EPA Brownfield Cleanup Grant, evidence of petroleum contamination associated with the former UST piping was discovered.



Former Ernie's Auto Sales before Cleanup

Concentrations of naphthalene in both groundwater and soil samples exceeded NH cleanup standards; therefore, the town of Tilton submitted eligibility documentation to DES and was subsequently approved as an eligible entity for reimbursement from the ODDCF for investigation, cleanup, and groundwater monitoring associated with the petroleum contamination resulting from the former UST system. In 2013, a soil boring delineation program was completed identifying the area of petroleum impacted soil, and in May 2014, approximately 145 tons and 900 gallons of petroleum impacted soil and groundwater, respectively, were removed from the site and properly disposed of at regulated off-site disposal facilities. DES approved the installation of monitoring wells to continue to monitor groundwater quality in the vicinity of the former underground storage tanks. Groundwater monitoring is currently ongoing, with funding being provided by the ODDCF.

The petroleum contamination investigation and subsequent soil excavation activities were completed concurrently with the other non-petroleum cleanup work approved under the Analysis of Brownfield Cleanup Alternatives (ABCA) required when utilizing EPA Brownfield Cleanup Grant funding. Throughout the project DES expedited reviews and decision making to ensure that the construction schedule for the redevelopment project was not impacted.

Redevelopment Project Success

Following completion of the cleanup activities in 2015, the town of Tilton, in conjunction with the Winnepesaukee River Trails Association, redeveloped the property into a park and trailhead for the riverfront trail system. According to the fall 2015 Tilton Conservation Commission newsletter “The trail and its fencing have been completed. The parking lot has been lined with boulders. Perennials have been planted along the edge of the parking area. Both the Salmon Run Conservation Area and part of the former Ernie's have been seeded with wildflowers. There was a sea of black-eyed susans this fall. A kiosk will be erected before winter. The area has a split rail fence along the main road bringing a touch of country living to a busy highway. You will want to check out the new trail and the expanded views of the Winnepesaukee River. It's worth a look.”



View of the trailhead

The town of Tilton was able to utilize the ODDCF for reimbursement for the investigation, cleanup, and groundwater monitoring activities for the petroleum contamination, which permitted the town to use all of their EPA and CRDC funding to clean-up the remaining areas of the site. This leveraging of reimbursement from the ODDCF with the grant funding allowed the property that was once an eyesore and safety hazard to the community to become an asset as a community park and a trailhead to the Winnepesaukee River Trail.



View of the parking area where the building was previously located