



THE STATE OF NEW HAMPSHIRE  
DEPARTMENT OF TRANSPORTATION



16  
Bank

VICTORIA F. SHEEHAN  
COMMISSIONER

WILLIAM CASS, P.E.  
ASSISTANT COMMISSIONER

Bureau of Construction  
March 16, 2016

Her Excellency, Governor Margaret Wood Hassan  
and the Honorable Council  
State House  
Concord, New Hampshire 03301

**REQUESTED ACTION**

1. Authorize the Department of Transportation to enter into a contract with Alvin J. Coleman & Son, Inc. (Vendor 154411) of Conway, NH on the basis of a low bid of \$886,786.00 for constructing a right turn lane on NH 104 approaching Meredith Center Road and a widened bypass shoulder on NH 104 opposite Chase Road, from the date of Governor and Council approval through June 16, 2017 unless extended by the Department in accordance with the Standard Specifications. 100% Federal Funds.

Funding is available as follows:	<u>FY 2016</u>	<u>FY 2017</u>
04-96-96-963515-3054		
Consolidated Federal Aid		
400-500870 Highway Contract Payments	\$400,000.00	\$486,786.00

2. Further authorize that a contingency in the amount of \$62,075.02 be approved for payment of latent conditions, which may appear during the construction of the project. The contingency requested is 7% of the contract amount.

Funding is available as follows:	<u>FY 2016</u>	<u>FY 2017</u>
04-96-96-963515-3054		
Consolidated Federal Aid		
400-500870 Highway Contract Payments	\$28,000.00	34,075.02

**EXPLANATION**

This project is part of the State's Ten Year Plan, under the Highway Safety Improvement Program. The project involves improvements to NH 104 and work on Meredith Center Road. Work begins approximately 650' west of Chase Road and proceeds east for 1750', ending 300' east of Meredith Center Road. Approximately 250' of Meredith Center Road will be reconfigured and reconstructed, with some ledge removal anticipated. Construction will consist of step box widening and overlay on

NH 104. One guardrail run will be replaced and a second added to meet current safety standards. Deteriorating drainage structures will be rehabilitated, and underdrain installed along the left side of NH 104. Four flat-bottomed stormwater treatment swales will be constructed, some of which will involve ledge removal. This project will result in improved sight distance and safety at the NH 104/Meredith Center Road intersection by offsetting the eastbound right turn lane on NH 104 to move right turning traffic out of the Meredith Center Road sight line. Additionally a widened NH 104 eastbound shoulder will allow through traffic to more safely bypass those turning left onto Chase Road. A truck apron on Meredith Center Road will also allow trucks sufficient room to accommodate right turns onto eastbound NH 104.

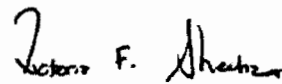
The contingency amount is proposed to be approximately 7% of the contract amount. This is based on the presence of ledge in the project area. Ledge locations depicted on the cross sections are estimated based on a few borings and may not accurately reflect variations in the rock surface. Costs of removing unanticipated ledge can increase quickly.

The Contractor has been prequalified by this Department. The Contract has been approved by the Attorney General as to form and execution, and the Department has certified that the necessary funds are available and that the bid reasonably conforms to the engineer's estimate in accordance with State procedure. Copies of the fully executed contract are on file at the Secretary of State's Office and the Department of Administrative Service's Office, and subsequent to Governor and Council approval will be on file at the Department of Transportation.

This project funding is 90% federal funds with 10% state match. Turnpike toll credit is being utilized for match requirements, effectively using 100% federal funds.

A copy of the Tabulation of Bids received for this project is attached along with the Contract Supplemental Sheet and a map indicating the location of the project.

Sincerely,



Victoria F. Sheehan  
Commissioner

VFS/md

Department Estimate: \$932,417.50  
Contract Amount: \$886,786.00  
Under Estimate: \$ 45,631.50

Attachments

February 8, 2016

## SUPPLEMENTAL PROJECT INFORMATION SHEET

**DESCRIPTION:** This Highway Safety Improvement project is located in the Town of Meredith on NH Route 104 at the intersections with Meredith Center Road and Chase Road. The project consists of constructing an offset right turn lane on NH 104 approaching Meredith Center Road and a widened bypass shoulder on NH 104 opposite Chase Road. Work begins approximately 650' west of Chase Road and proceeds east for 1750', ending 300' east of Meredith Center Road. Approximately 250' of Meredith Center Road will be reconfigured and reconstructed, with some ledge removal anticipated.

Construction will consist of step box widening and overlay on NH 104. One guardrail run will be replaced and a second added to meet current safety standards. Deteriorating drainage structures will be rehabilitated, and underdrain installed along the left side of NH 104. Four flat-bottomed stormwater treatment swales will be constructed, some of which will involve ledge removal.

**FEDERAL FUNDING:** 90% (Highway Safety Improvement Program) with anticipated utilization of Turnpike Toll Credits for the State's 10% match.

**CONTINGENCY:** The contingency amount is proposed to be approximately 7% of the contract amount. This is based on the presence of rock in the project area. Rock locations depicted on the cross sections are estimated based on a few borings and may not accurately reflect variations in the rock surface. Costs of removing unanticipated rock can add up quickly.

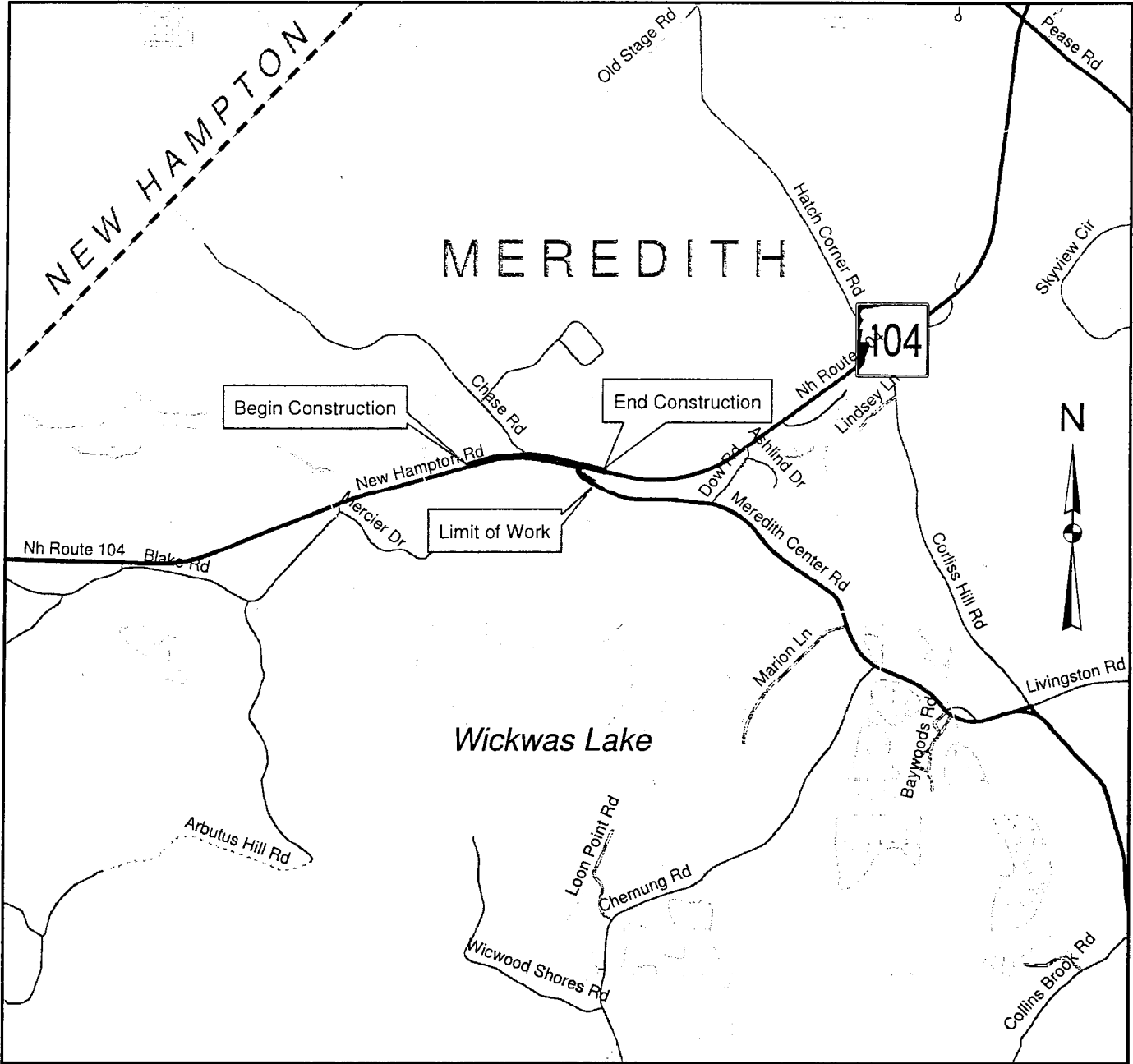
**PROJECT INITIATED:** This project was initiated through the Highway Safety Improvement Program.

**PROJECT EXPLANATION:** This HSIP project will result in improved sight distance and safety at the NH 104/Meredith Center Road intersection by offsetting the eastbound right turn lane on NH 104 to move right turning traffic out of the Meredith Center Road sight line. Additionally a widened NH 104 EB shoulder will allow through traffic to more safely bypass those turning left onto Chase Road. A truck apron on Meredith Center Rd. will allow trucks sufficient room to accommodate right turns onto EB NH 104 while discouraging informal formation of a secondary exit lane that would block sight distance of queuing left turn vehicles.

**TRAFFIC IMPLICATION:** Construction activities will require temporary lane closures and short term use of one-lane, alternating two-way traffic supplemented with flaggers. During non-construction hours traffic will be returned to two-way traffic. Portable concrete barrier and temporary lane markings will be used during work on the steep stone/reinforced soil slope at Station 107+25 – 109+50 Rt. The available roadway width will not be reduced to less than a 16' minimum clear lane width through any lane closure area on NH Route 104 or 12' minimum on Meredith Center Road, and will be accompanied by an advisory speed reduction.

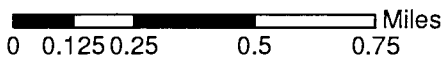
**FINAL COMPLETION DATE:** June 16, 2017.

# MEREDITH 16470 - NH Route 104

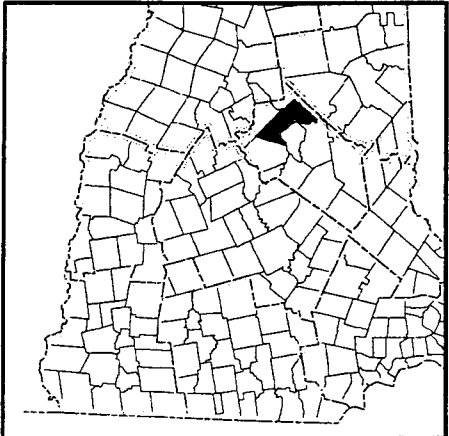


**LEGEND**

- Streams
- Water Bodies
- US Routes
- State Routes
- Interstates
- Local Roads
- Town Boundary



State #: 16470  
Federal #: X-A001 (296)  
LOCATION MAP



**State of New Hampshire  
Department of Transportation**

16470.01

<b>Project:</b>	MEREDITH X-A001(296) 16470	
<b>County and Code:</b>	BELKNAP COUNTY 001	
<b>Date Bids Open:</b>	March 9, 2016	
<b>Scope of Work:</b>	ROADWAY REHABILITATION	
<b>Location:</b>	NH ROUTE 104 IN MEREDITH	
<b>Completion Date:</b>	June 16, 2017	
<b>A ALVIN J. COLEMAN &amp; SON, INC.</b> 9 NH ROUTE 113 CONWAY, NH 03818		\$886,786.00
<b>B JOHN H LYMAN &amp; SONS INC</b> 310 HOYT ROAD GILFORD NH 03249		\$903,351.00
<b>C JEREMY HILTZ EXCAVATING INC (B001)</b> PO BOX 1142 ASHLAND, NH 03217		\$998,892.50
<b>D R.M. PIPER, INC.</b> PO BOX 490, PLYMOUTH, NH 03264		\$1,092,501.75
<b>E BUSBY CONSTRUCTION CO., INC.</b> 71 NH ROUTE 111 ATKINSON, NH 03811		\$1,115,662.50
<b>F KINGSBURY COMPANIES LLC</b> 264 MADRIVER PARK WAITSFIELD VT 05673		\$1,190,135.00
<b>G NORTHEAST EARTH MECHANICS INC (B001)</b> 159 BARNSTEAD RD PITTSFIELD, NH 03263		IRREGULAR

Item No:	Description	A			B			C		
		Unit	Quantity	Unit Price	Total	Unit Price	Total	Unit Price	Total	
201.1	CLEARING AND GRUBBING (F)	A	0.35	\$46,600.00	\$16,310.00	\$72,000.00	\$25,200.00	\$22,000.00	\$7,700.00	
201.881	INVASIVE SPECIES CONTROL TYPE I	SY	770.00	\$1.50	\$1,155.00	\$5.00	\$3,850.00	\$4.00	\$3,080.00	
201.882	INVASIVE SPECIES CONTROL TYPE II	SY	35.00	\$12.00	\$420.00	\$10.00	\$350.00	\$5.00	\$175.00	
202.7	REMOVAL OF GUARDRAIL	LF	275.00	\$1.30	\$357.50	\$1.10	\$302.50	\$2.00	\$550.00	
203.1	COMMON EXCAVATION	CY	6,400.00	\$8.80	\$56,320.00	\$7.00	\$44,800.00	\$11.00	\$70,400.00	
203.2	ROCK EXCAVATION	CY	1,600.00	\$31.30	\$50,080.00	\$32.00	\$51,200.00	\$48.00	\$76,800.00	
203.55543	GUARDRAIL EAGRT OFFSET PLATFORM, TL 3	U	3.00	\$735.00	\$2,205.00	\$1,100.00	\$3,300.00	\$1,100.00	\$3,300.00	
203.55552	GUARDRAIL EAGRT OFFSET PLATFORM ALTERNATE, TL 2	U	1.00	\$735.00	\$735.00	\$1,250.00	\$1,250.00	\$1,100.00	\$1,100.00	
203.601	EMBANKMENT-IN-PLACE	CY	1,000.00	\$8.00	\$8,000.00	\$8.00	\$8,000.00	\$12.00	\$12,000.00	
206.1	COMMON STRUCTURE EXCAVATION	CY	25.00	\$17.00	\$425.00	\$26.00	\$650.00	\$25.00	\$625.00	
206.19	COMMON STRUCTURE EXCAVATION EXPLORATORY	CY	15.00	\$50.00	\$750.00	\$30.00	\$450.00	\$25.00	\$375.00	
206.2	ROCK STRUCTURE EXCAVATION	CY	130.00	\$100.00	\$13,000.00	\$80.00	\$10,400.00	\$125.00	\$16,250.00	
209.4	GRANULAR BACKFILL (GRAV)	CY	180.00	\$16.00	\$2,880.00	\$49.50	\$8,910.00	\$24.00	\$4,320.00	
214	FINE GRADING	U	1.00	\$7,900.00	\$7,900.00	\$12,000.00	\$12,000.00	\$15,000.00	\$15,000.00	
304.101	SAND	CY	1,800.00	\$20.50	\$36,900.00	\$20.00	\$36,000.00	\$12.77	\$22,986.00	
304.201	GRAVEL	CY	1,950.00	\$16.00	\$31,200.00	\$20.00	\$39,000.00	\$25.00	\$48,750.00	
304.301	CRUSHED GRAVEL	CY	2,200.00	\$23.50	\$51,700.00	\$29.75	\$65,450.00	\$25.00	\$55,000.00	
304.32	CRUSHED GRAVEL FOR SHOULDER LEVELING	TON	30.00	\$55.00	\$1,650.00	\$56.00	\$1,680.00	\$38.00	\$1,140.00	
304.35	CRUSHED GRAVEL FOR DRIVES	CY	190.00	\$38.00	\$7,220.00	\$56.00	\$10,640.00	\$40.00	\$7,600.00	
403.11002	HOT BITUMINOUS PAVEMENT, MACHINE METHOD (QC/QA TIER 2)	TON	1,650.00	\$74.20	\$122,430.00	\$87.00	\$143,550.00	\$85.00	\$140,250.00	

Item No:	Description	Unit	Quantity	A		B		C	
				Unit Price	Total	Unit Price	Total	Unit Price	Total
403.12	HOT BITUMINOUS PAVEMENT, HAND METHOD	TON	150.00	\$115.00	\$17,250.00	\$126.50	\$18,975.00	\$135.00	\$20,250.00
403.4	MATERIAL TRANSFER VEHICLE (MTV)	TON	850.00	\$2.05	\$1,742.50	\$3.30	\$2,805.00	\$4.00	\$3,400.00
403.6	PAVEMENT JOINT ADHESIVE	LF	11,500.00	\$0.35	\$4,025.00	\$0.80	\$9,200.00	\$0.30	\$3,450.00
403.99	TEMPORARY BITUMINOUS PAVEMENT	TON	65.00	\$115.00	\$7,475.00	\$126.50	\$8,222.50	\$135.00	\$8,775.00
410.22	ASPHALT EMULSION FOR TACK COAT	GAL	420.00	\$3.10	\$1,302.00	\$5.50	\$2,310.00	\$4.50	\$1,890.00
411.1	HOT BITUMINOUS CONCRETE LEVELING COURSE	TON	60.00	\$115.00	\$6,900.00	\$126.50	\$7,590.00	\$95.00	\$5,700.00
417	COLD PLANING BITUMINOUS SURFACES	SY	1,750.00	\$4.10	\$7,175.00	\$4.20	\$7,350.00	\$5.00	\$8,750.00
417.412	RUMBLE STRIPS, 12" WIDE	LF	610.00	\$7.00	\$4,270.00	\$5.50	\$3,355.00	\$6.00	\$3,660.00
520.12	CONCRETE CLASS A, ABOVE FOOTINGS (F)	CY	11.00	\$1,235.00	\$13,585.00	\$700.00	\$7,700.00	\$1,000.00	\$11,000.00
544.1	REINFORCING STEEL (ROADWAY)	LB	140.00	\$3.00	\$420.00	\$2.00	\$280.00	\$4.00	\$560.00
585.2	STONE FILL, CLASS B	CY	280.00	\$22.00	\$6,160.00	\$38.50	\$10,780.00	\$65.00	\$18,200.00
585.3	STONE FILL, CLASS C	CY	50.00	\$34.00	\$1,700.00	\$40.00	\$2,000.00	\$70.00	\$3,500.00
593.221	GEOTEXTILE; SEPARATION CL.2, NON-WOVEN	SY	580.00	\$2.00	\$1,160.00	\$2.50	\$1,450.00	\$2.25	\$1,305.00
595.3	PRIMARY GEOGRID	SY	610.00	\$4.50	\$2,745.00	\$4.00	\$2,440.00	\$4.00	\$2,440.00
603.00230	30" R.C. PIPE, 2000D	LF	32.00	\$145.00	\$4,640.00	\$86.00	\$2,752.00	\$125.00	\$4,000.00
603.82215	15" PE PIPE (TYPE S)	LF	100.00	\$48.30	\$4,830.00	\$47.50	\$4,750.00	\$75.00	\$7,500.00
604.0007	POLYETHYLENE LINER	EA	2.00	\$165.00	\$330.00	\$150.00	\$300.00	\$200.00	\$400.00
604.12	CATCH BASINS TYPE B, 4-FOOT DIAMETER	U	4.00	\$2,890.00	\$11,560.00	\$2,500.00	\$10,000.00	\$2,500.00	\$10,000.00
604.4	RECONSTRUCTING/ADJUSTING CATCH BASIN & DROP INLET	LF	4.00	\$465.00	\$1,860.00	\$450.00	\$1,800.00	\$500.00	\$2,000.00
604.72	GRATES & FRAMES, TYPE B	EA	1.00	\$620.00	\$620.00	\$450.00	\$450.00	\$500.00	\$500.00
604.75	GRATES & FRAMES, TYPE E	EA	1.00	\$875.00	\$875.00	\$700.00	\$700.00	\$700.00	\$700.00

Item No:	Description	Unit	A			B			C		
			Quantity	Unit Price	Total	Unit Price	Total	Unit Price	Total		
605.79	UNDERDRAIN FLUSHING BASINS	EA	4.00	\$545.00	\$2,180.00	\$750.00	\$3,000.00	\$500.00	\$2,000.00		
605.906	6" PIPE UNDERDRAIN (CONTRACTORS OPTION)	LF	1,150.00	\$17.60	\$20,240.00	\$16.00	\$18,400.00	\$21.00	\$24,150.00		
606.1254	BEAM GUARDRAIL (TERMINAL UNIT TYPE EAGRT, TL 3) (STEEL POST)	U	2.00	\$2,165.00	\$4,330.00	\$2,310.00	\$4,620.00	\$2,300.00	\$4,600.00		
606.1255	BEAM GUARDRAIL (TERMINAL UNIT TYPE EAGRT, TL 2) (STEEL POST)	U	1.00	\$1,855.00	\$1,855.00	\$2,007.00	\$2,007.00	\$2,000.00	\$2,000.00		
606.1256	GUARDRAIL TERMINAL UNIT (X-TENSION)	U	1.00	\$5,460.00	\$5,460.00	\$5,555.00	\$5,555.00	\$5,400.00	\$5,400.00		
606.18001	31" W-BEAM GUARDRAIL WITH 8" OFFSET BLOCK (STEEL POST)	LF	537.50	\$16.50	\$8,868.75	\$19.00	\$10,212.50	\$19.00	\$10,212.50		
606.417	PORTABLE CONCRETE BARRIER FOR TRAFFIC CONTROL	LF	432.00	\$22.00	\$9,504.00	\$35.00	\$15,120.00	\$40.00	\$17,280.00		
606.9523	TEMP. IMPACT ATTENUATION DEVICE (NON-REDIRECTIVE) TEST LEVEL 3	U	2.00	\$4,435.00	\$8,870.00	\$3,500.00	\$7,000.00	\$2,800.00	\$5,600.00		
608.26	6" CONCRETE SIDEWALK (F)	SY	25.00	\$39.20	\$980.00	\$43.00	\$1,075.00	\$100.00	\$2,500.00		
608.382	8" REINFORCED CONCRETE SIDEWALK, CLASS AA (F)	SY	70.00	\$63.90	\$4,473.00	\$76.00	\$5,320.00	\$100.00	\$7,000.00		
609.01187	STRAIGHT GRANITE CURB, 18" HIGH WITH 3" ROUNDED EDGE	LF	95.00	\$36.10	\$3,429.50	\$40.00	\$3,800.00	\$50.00	\$4,750.00		
609.21	STRAIGHT GRANITE SLOPE CURB	LF	180.00	\$21.60	\$3,888.00	\$25.00	\$4,500.00	\$32.00	\$5,760.00		
609.216	STRAIGHT GRANITE SLOPE CURB 6" HIGH	LF	65.00	\$23.70	\$1,540.50	\$28.00	\$1,820.00	\$36.00	\$2,340.00		
609.226	STRAIGHT GRANITE SLOPE CURB WITH RADIAL JOINTS, 6" HIGH	LF	20.00	\$23.70	\$474.00	\$28.00	\$560.00	\$35.00	\$700.00		
615.0301	TRAFFIC SIGN TYPE C	SF	137.00	\$50.00	\$6,850.00	\$32.00	\$4,384.00	\$30.00	\$4,110.00		



Item No:	Description	A			B			C		
		Unit	Quantity	Unit Price	Total	Unit Price	Total	Unit Price	Total	
615.03201	TRAFFIC SIGN TYPE C, BREAKAWAY MOUNTS	SF	9.00	\$205.00	\$1,845.00	\$140.00	\$1,260.00	\$200.00	\$1,800.00	
615.0601	TRAFFIC SIGN TYPE CC	SF	34.00	\$26.00	\$884.00	\$17.00	\$578.00	\$30.00	\$1,020.00	
616.95	INSTALL TRAFFIC STUDY EQUIPMENT	U	1.00	\$4,380.00	\$4,380.00	\$4,675.00	\$4,675.00	\$5,000.00	\$5,000.00	
618.61	UNIFORMED OFFICERS WITH VEHICLE	\$	12,000.00	\$1.00	\$12,000.00	\$1.00	\$12,000.00	\$1.00	\$12,000.00	
618.7	FLAGGERS	HR	2,000.00	\$22.00	\$44,000.00	\$26.00	\$52,000.00	\$28.00	\$56,000.00	
619.1	MAINTENANCE OF TRAFFIC	U	1.00	\$21,550.00	\$21,550.00	\$9,000.00	\$9,000.00	\$15,000.00	\$15,000.00	
619.25	PORTABLE CHANGEABLE MESSAGE SIGN	U	3.00	\$4,000.00	\$12,000.00	\$4,800.00	\$14,400.00	\$2,500.00	\$7,500.00	
619.279	AUTOMATED TRAILER-MOUNTED SPEED LIMIT SIGN	U	2.00	\$4,000.00	\$8,000.00	\$4,500.00	\$9,000.00	\$2,000.00	\$4,000.00	
621.2	RETROREFLECTIVE BEAM GUARDRAIL DELINEATOR	EA	10.00	\$5.15	\$51.50	\$4.50	\$45.00	\$6.00	\$60.00	
621.31	SINGLE DELINEATOR WITH POST	EA	45.00	\$35.00	\$1,575.00	\$35.00	\$1,575.00	\$50.00	\$2,250.00	
621.32	DOUBLE DELINEATOR WITH POST	EA	2.00	\$40.50	\$81.00	\$45.00	\$90.00	\$55.00	\$110.00	
622.1	STEEL WITNESS MARKERS	EA	14.00	\$34.00	\$476.00	\$30.00	\$420.00	\$35.00	\$490.00	
628.2	SAWED BITUMINOUS PAVEMENT	LF	2,950.00	\$0.93	\$2,743.50	\$1.00	\$2,950.00	\$4.00	\$11,800.00	
632.0104	RETROREFLECTIVE PAINT PAVE. MARKING, 4" LINE	LF	22,600.00	\$0.12	\$2,712.00	\$0.13	\$2,938.00	\$0.20	\$4,520.00	
632.0106	RETROREFLECTIVE PAINT PAVE. MARKING, 6" LINE	LF	25.00	\$1.05	\$26.25	\$1.10	\$27.50	\$1.00	\$25.00	
632.0108	RETROREFLECTIVE PAINT PAVE. MARKING, 8" LINE	LF	2,750.00	\$1.05	\$2,887.50	\$1.10	\$3,025.00	\$1.00	\$2,750.00	
632.3118	RETROREFLECT. THERMOPLAS. PAVE. MARKING, 18" LINE	LF	95.00	\$6.20	\$589.00	\$6.60	\$627.00	\$10.00	\$950.00	
632.32	RETROREFLECT. THERMOPLAS. PAVEMENT MARKING, SYMBOL OR WORD	SF	35.00	\$10.30	\$360.50	\$11.00	\$385.00	\$21.00	\$735.00	

Item No:	Description	A			B			C		
		Unit	Quantity	Unit Price	Total	Unit Price	Total	Unit Price	Total	
632.911	OBLITERATE PAVE. MARKING LINE, 12" WIDE & UNDER	LF	6,850.00	\$0.51	\$3,493.50	\$0.55	\$3,767.50	\$0.54	\$3,699.00	
641	LOAM	CY	60.00	\$34.60	\$2,076.00	\$40.00	\$2,400.00	\$50.00	\$3,000.00	
645.3	EROSION STONE	TON	110.00	\$27.60	\$3,036.00	\$25.00	\$2,750.00	\$60.00	\$6,600.00	
645.41	TEMPORARY SLOPE STABILIZATION TYPE A	SY	3,450.00	\$1.35	\$4,657.50	\$1.50	\$5,175.00	\$2.00	\$6,900.00	
645.512	COMPOST SOCK FOR PERIMETER BERM	LF	230.00	\$4.30	\$989.00	\$5.00	\$1,150.00	\$10.00	\$2,300.00	
645.531	SILT FENCE	LF	550.00	\$2.30	\$1,265.00	\$2.00	\$1,100.00	\$5.00	\$2,750.00	
645.7	STORM WATER POLLUTION PREVENTION PLAN	U	1.00	\$2,575.00	\$2,575.00	\$7,000.00	\$7,000.00	\$2,500.00	\$2,500.00	
645.71	MONITORING SWPPP AND EROSION AND SEDIMENT CONTROLS	HR	100.00	\$46.40	\$4,640.00	\$10.00	\$1,000.00	\$65.00	\$6,500.00	
646.31	TURF ESTABLISHMENT WITH MULCH AND TACKIFIERS	SY	6,950.00	\$0.64	\$4,448.00	\$0.45	\$3,127.50	\$3.00	\$20,850.00	
647.1	HUMUS	CY	715.00	\$16.00	\$11,440.00	\$30.00	\$21,450.00	\$30.00	\$21,450.00	
670.066	MAILBOX SUPPORT ASSEMBLIES	EA	2.00	\$400.00	\$800.00	\$190.00	\$380.00	\$350.00	\$700.00	
670.104	TEMPORARY PORTABLE LIGHTING	U	1.00	\$4,065.00	\$4,065.00	\$1,000.00	\$1,000.00	\$3,300.00	\$3,300.00	
692	MOBILIZATION	U	1.00	\$82,000.00	\$82,000.00	\$40,000.00	\$40,000.00	\$30,000.00	\$30,000.00	
697.11	INVASIVE SPECIES CONTROL AND MANAGEMENT PLAN	U	1.00	\$620.00	\$620.00	\$550.00	\$550.00	\$1,500.00	\$1,500.00	
698.13	FIELD OFFICE TYPE C	MON	13.00	\$1,205.00	\$15,665.00	\$330.00	\$4,290.00	\$1,800.00	\$23,400.00	
699	MISCELLANEOUS TEMPORARY EROSION AND SEDIMENT CONTROL	\$	7,500.00	\$1.00	\$7,500.00	\$1.00	\$7,500.00	\$1.00	\$7,500.00	
1010.15	FUEL ADJUSTMENT	\$	10,000.00	\$1.00	\$10,000.00	\$1.00	\$10,000.00	\$1.00	\$10,000.00	
1010.2	ASPHALT CEMENT ADJUSTMENT	\$	10,000.00	\$1.00	\$10,000.00	\$1.00	\$10,000.00	\$1.00	\$10,000.00	

Item No:	Description	Unit	Quantity	A		B		C	
				Unit Price	Total	Unit Price	Total	Unit Price	Total
1010.3	QUALITY CONTROL QUALITY ASSURANCE (QC/QA) ASPHALT	\$	6,150.00	\$1.00	\$6,150.00	\$1.00	\$6,150.00	\$1.00	\$6,150.00
					\$886,786.00		\$903,351.00		\$998,892.50

Item No:	Description	Unit	D			E			F		
			Quantity	Unit Price	Total	Unit Price	Total	Unit Price	Total		
201.1	CLEARING AND GRUBBING (F)	A	0.35	\$40,000.00	\$14,000.00	\$45,000.00	\$15,750.00	\$20,000.00	\$7,000.00		
201.881	INVASIVE SPECIES CONTROL TYPE I	SY	770.00	\$5.00	\$3,850.00	\$11.00	\$8,470.00	\$6.00	\$4,620.00		
201.882	INVASIVE SPECIES CONTROL TYPE II	SY	35.00	\$5.00	\$175.00	\$15.00	\$525.00	\$10.00	\$350.00		
202.7	REMOVAL OF GUARDRAIL	LF	275.00	\$2.00	\$550.00	\$1.05	\$288.75	\$1.00	\$275.00		
203.1	COMMON EXCAVATION	CY	6,400.00	\$8.00	\$51,200.00	\$12.00	\$76,800.00	\$15.00	\$96,000.00		
203.2	ROCK EXCAVATION	CY	1,600.00	\$38.00	\$60,800.00	\$37.00	\$59,200.00	\$43.00	\$68,800.00		
203.55543	GUARDRAIL EAGRT OFFSET PLATFORM, TL 3	U	3.00	\$1,500.00	\$4,500.00	\$1,275.00	\$3,825.00	\$1,000.00	\$3,000.00		
203.55552	GUARDRAIL EAGRT OFFSET PLATFORM ALTERNATE, TL 2	U	1.00	\$1,500.00	\$1,500.00	\$1,025.00	\$1,025.00	\$850.00	\$850.00		
203.601	EMBANKMENT-IN-PLACE	CY	1,000.00	\$6.00	\$6,000.00	\$6.60	\$6,600.00	\$12.00	\$12,000.00		
206.1	COMMON STRUCTURE EXCAVATION	CY	25.00	\$15.00	\$375.00	\$18.00	\$450.00	\$36.00	\$900.00		
206.19	COMMON STRUCTURE EXCAVATION EXPLORATORY	CY	15.00	\$25.00	\$375.00	\$55.00	\$825.00	\$74.00	\$1,110.00		
206.2	ROCK STRUCTURE EXCAVATION	CY	130.00	\$100.00	\$13,000.00	\$170.00	\$22,100.00	\$130.00	\$16,900.00		
209.4	GRANULAR BACKFILL (GRAV)	CY	180.00	\$35.00	\$6,300.00	\$50.00	\$9,000.00	\$45.00	\$8,100.00		
214	FINE GRADING	U	1.00	\$15,000.00	\$15,000.00	\$13,300.00	\$13,300.00	\$10,000.00	\$10,000.00		
304.101	SAND	CY	1,800.00	\$24.00	\$43,200.00	\$20.45	\$36,810.00	\$28.00	\$50,400.00		
304.201	GRAVEL	CY	1,950.00	\$26.00	\$50,700.00	\$23.00	\$44,850.00	\$32.00	\$62,400.00		
304.301	CRUSHED GRAVEL	CY	2,200.00	\$30.00	\$66,000.00	\$29.00	\$63,800.00	\$36.00	\$79,200.00		
304.32	CRUSHED GRAVEL FOR SHOULDER LEVELING	TON	30.00	\$40.00	\$1,200.00	\$45.00	\$1,350.00	\$44.00	\$1,320.00		
304.35	CRUSHED GRAVEL FOR DRIVES	CY	190.00	\$40.00	\$7,600.00	\$42.00	\$7,980.00	\$54.00	\$10,260.00		
403.11002	HOT BITUMINOUS PAVEMENT, MACHINE METHOD (QC/QA TIER 2)	TON	1,650.00	\$75.00	\$123,750.00	\$85.00	\$140,250.00	\$90.00	\$148,500.00		

Item No:	Description	Unit	Quantity	D		E		Total	Unit Price	Total	Unit Price	Total
				Unit Price	Total	Unit Price	Total					
403.12	HOT BITUMINOUS PAVEMENT, HAND METHOD	TON	150.00	\$115.00	\$17,250.00	\$120.00	\$18,000.00	\$140.00	\$21,000.00	\$140.00	\$21,000.00	
403.4	MATERIAL TRANSFER VEHICLE (MTV)	TON	850.00	\$2.10	\$1,785.00	\$3.10	\$2,635.00	\$9.00	\$7,650.00	\$9.00	\$7,650.00	
403.6	PAVEMENT JOINT ADHESIVE	LF	11,500.00	\$0.80	\$9,200.00	\$0.85	\$9,775.00	\$0.75	\$8,625.00	\$0.75	\$8,625.00	
403.99	TEMPORARY BITUMINOUS PAVEMENT	TON	65.00	\$115.00	\$7,475.00	\$120.00	\$7,800.00	\$140.00	\$9,100.00	\$140.00	\$9,100.00	
410.22	ASPHALT EMULSION FOR TACK COAT	GAL	420.00	\$3.20	\$1,344.00	\$5.20	\$2,184.00	\$7.00	\$2,940.00	\$7.00	\$2,940.00	
411.1	HOT BITUMINOUS CONCRETE LEVELING COURSE	TON	60.00	\$115.00	\$6,900.00	\$120.00	\$7,200.00	\$140.00	\$8,400.00	\$140.00	\$8,400.00	
417	COLD PLANING BITUMINOUS SURFACES	SY	1,750.00	\$4.25	\$7,437.50	\$8.30	\$14,525.00	\$4.00	\$7,000.00	\$4.00	\$7,000.00	
417.412	RUMBLE STRIPS, 12" WIDE	LF	610.00	\$6.00	\$3,660.00	\$7.00	\$4,270.00	\$5.00	\$3,050.00	\$5.00	\$3,050.00	
520.12	CONCRETE CLASS A, ABOVE FOOTINGS (F)	CY	11.00	\$1,000.00	\$11,000.00	\$1,200.00	\$13,200.00	\$900.00	\$9,900.00	\$900.00	\$9,900.00	
544.1	REINFORCING STEEL (ROADWAY)	LB	140.00	\$2.50	\$350.00	\$2.00	\$280.00	\$2.00	\$280.00	\$2.00	\$280.00	
585.2	STONE FILL, CLASS B	CY	280.00	\$40.00	\$11,200.00	\$45.00	\$12,600.00	\$44.00	\$12,320.00	\$44.00	\$12,320.00	
585.3	STONE FILL, CLASS C	CY	50.00	\$45.00	\$2,250.00	\$42.00	\$2,100.00	\$44.00	\$2,200.00	\$44.00	\$2,200.00	
593.221	GEOTEXTILE; SEPARATION CL.2, NON-WOVEN	SY	580.00	\$2.50	\$1,450.00	\$2.35	\$1,363.00	\$2.50	\$1,450.00	\$2.50	\$1,450.00	
595.3	PRIMARY GEOGRID	SY	610.00	\$5.00	\$3,050.00	\$5.00	\$3,050.00	\$7.00	\$4,270.00	\$7.00	\$4,270.00	
603.00230	30" R.C. PIPE, 2000D	LF	32.00	\$120.00	\$3,840.00	\$130.00	\$4,160.00	\$140.00	\$4,480.00	\$140.00	\$4,480.00	
603.82215	15" PE PIPE (TYPE S)	LF	100.00	\$70.00	\$7,000.00	\$65.00	\$6,500.00	\$64.00	\$6,400.00	\$64.00	\$6,400.00	
604.0007	POLYETHYLENE LINER	EA	2.00	\$250.00	\$500.00	\$175.00	\$350.00	\$250.00	\$500.00	\$250.00	\$500.00	
604.12	CATCH BASINS TYPE B, 4-FOOT DIAMETER	U	4.00	\$2,000.00	\$8,000.00	\$2,450.00	\$9,800.00	\$2,200.00	\$8,800.00	\$2,200.00	\$8,800.00	
604.4	RECONSTRUCTING/ADJUSTING CATCH BASIN & DROP INLET	LF	4.00	\$450.00	\$1,800.00	\$500.00	\$2,000.00	\$650.00	\$2,600.00	\$650.00	\$2,600.00	
604.72	GRATES & FRAMES, TYPE B	EA	1.00	\$480.00	\$480.00	\$600.00	\$600.00	\$650.00	\$650.00	\$650.00	\$650.00	
604.75	GRATES & FRAMES, TYPE E	EA	1.00	\$800.00	\$800.00	\$825.00	\$825.00	\$750.00	\$750.00	\$750.00	\$750.00	

Item No:	Description	Unit	Quantity	D		E		Total	Unit Price	Total	Unit Price	Total
				Unit Price	Total	Unit Price	Total					
605.79	UNDERDRAIN FLUSHING BASINS	EA	4.00	\$325.00	\$1,300.00	\$450.00	\$1,800.00	\$1,800.00	\$400.00	\$1,600.00	\$400.00	\$1,600.00
605.906	6" PIPE UNDERDRAIN (CONTRACTORS OPTION)	LF	1,150.00	\$25.00	\$28,750.00	\$18.00	\$20,700.00	\$20,700.00	\$26.00	\$29,900.00	\$26.00	\$29,900.00
606.1254	BEAM GUARDRAIL (TERMINAL UNIT TYPE EAGRT, TL 3) (STEEL POST)	U	2.00	\$2,230.00	\$4,460.00	\$2,225.00	\$4,450.00	\$4,450.00	\$2,300.00	\$4,600.00	\$2,300.00	\$4,600.00
606.1255	BEAM GUARDRAIL (TERMINAL UNIT TYPE EAGRT, TL 2) (STEEL POST)	U	1.00	\$1,950.00	\$1,950.00	\$1,925.00	\$1,925.00	\$1,925.00	\$2,000.00	\$2,000.00	\$2,000.00	\$2,000.00
606.1256	GUARDRAIL TERMINAL UNIT (X-TENSION)	U	1.00	\$5,360.00	\$5,360.00	\$5,300.00	\$5,300.00	\$5,300.00	\$6,000.00	\$6,000.00	\$6,000.00	\$6,000.00
606.18001	31" W-BEAM GUARDRAIL WITH 8" OFFSET BLOCK (STEEL POST)	LF	537.50	\$18.00	\$9,675.00	\$18.00	\$9,675.00	\$9,675.00	\$18.00	\$9,675.00	\$18.00	\$9,675.00
606.417	PORTABLE CONCRETE BARRIER FOR TRAFFIC CONTROL	LF	432.00	\$25.00	\$10,800.00	\$36.00	\$15,552.00	\$15,552.00	\$33.00	\$14,256.00	\$33.00	\$14,256.00
606.9523	TEMP. IMPACT ATTENUATION DEVICE (NON-REDIRECTIVE) TEST LEVEL 3	U	2.00	\$4,000.00	\$8,000.00	\$4,200.00	\$8,400.00	\$8,400.00	\$8,500.00	\$17,000.00	\$8,500.00	\$17,000.00
608.26	6" CONCRETE SIDEWALK (F)	SY	25.00	\$45.00	\$1,125.00	\$42.00	\$1,050.00	\$1,050.00	\$70.00	\$1,750.00	\$70.00	\$1,750.00
608.382	8" REINFORCED CONCRETE SIDEWALK, CLASS AA (F)	SY	70.00	\$70.00	\$4,900.00	\$65.00	\$4,550.00	\$4,550.00	\$90.00	\$6,300.00	\$90.00	\$6,300.00
609.01187	STRAIGHT GRANITE CURB, 18" HIGH WITH 3" ROUNDED EDGE	LF	95.00	\$50.00	\$4,750.00	\$34.00	\$3,230.00	\$3,230.00	\$40.00	\$3,800.00	\$40.00	\$3,800.00
609.21	STRAIGHT GRANITE SLOPE CURB	LF	180.00	\$26.50	\$4,770.00	\$19.50	\$3,510.00	\$3,510.00	\$25.00	\$4,500.00	\$25.00	\$4,500.00
609.216	STRAIGHT GRANITE SLOPE CURB 6" HIGH	LF	65.00	\$28.75	\$1,868.75	\$22.75	\$1,478.75	\$1,478.75	\$25.00	\$1,625.00	\$25.00	\$1,625.00
609.226	STRAIGHT GRANITE SLOPE CURB WITH RADIAL JOINTS, 6" HIGH	LF	20.00	\$28.75	\$575.00	\$22.75	\$455.00	\$455.00	\$32.00	\$640.00	\$32.00	\$640.00
615.0301	TRAFFIC SIGN TYPE C	SF	137.00	\$50.00	\$6,850.00	\$50.00	\$6,850.00	\$6,850.00	\$54.00	\$7,398.00	\$54.00	\$7,398.00

Item No:	Description	Unit	D			E			F		
			Quantity	Unit Price	Total	Unit Price	Total	Unit Price	Total		
615.03201	TRAFFIC SIGN TYPE C, BREAKAWAY MOUNTS	SF	9.00	\$200.00	\$1,800.00	\$210.00	\$1,890.00	\$225.00	\$2,025.00		
615.0601	TRAFFIC SIGN TYPE CC	SF	34.00	\$26.00	\$884.00	\$26.50	\$901.00	\$28.00	\$952.00		
616.95	INSTALL TRAFFIC STUDY EQUIPMENT	U	1.00	\$4,500.00	\$4,500.00	\$4,500.00	\$4,500.00	\$6,000.00	\$6,000.00		
618.61	UNIFORMED OFFICERS WITH VEHICLE	\$	12,000.00	\$1.00	\$12,000.00	\$1.00	\$12,000.00	\$1.00	\$12,000.00		
618.7	FLAGGERS	HR	2,000.00	\$25.00	\$50,000.00	\$22.00	\$44,000.00	\$26.00	\$52,000.00		
619.1	MAINTENANCE OF TRAFFIC	U	1.00	\$50,000.00	\$50,000.00	\$42,000.00	\$42,000.00	\$68,000.00	\$68,000.00		
619.25	PORTABLE CHANGEABLE MESSAGE SIGN	U	3.00	\$7,500.00	\$22,500.00	\$9,600.00	\$28,800.00	\$6,800.00	\$20,400.00		
619.279	AUTOMATED TRAILER-MOUNTED SPEED LIMIT SIGN	U	2.00	\$6,000.00	\$12,000.00	\$4,200.00	\$8,400.00	\$2,800.00	\$5,600.00		
621.2	RETROREFLECTIVE BEAM GUARDRAIL DELINEATOR	EA	10.00	\$4.25	\$42.50	\$4.25	\$42.50	\$5.50	\$55.00		
621.31	SINGLE DELINEATOR WITH POST	EA	45.00	\$40.00	\$1,800.00	\$38.00	\$1,710.00	\$38.00	\$1,710.00		
621.32	DOUBLE DELINEATOR WITH POST	EA	2.00	\$45.00	\$90.00	\$42.00	\$84.00	\$44.00	\$88.00		
622.1	STEEL WITNESS MARKERS	EA	14.00	\$30.00	\$420.00	\$26.50	\$371.00	\$37.00	\$518.00		
628.2	SAWED BITUMINOUS PAVEMENT	LF	2,950.00	\$2.25	\$6,637.50	\$1.50	\$4,425.00	\$2.00	\$5,900.00		
632.0104	RETROREFLECTIVE PAINT PAVE. MARKING, 4" LINE	LF	22,600.00	\$0.20	\$4,520.00	\$0.13	\$2,938.00	\$0.13	\$2,938.00		
632.0106	RETROREFLECTIVE PAINT PAVE. MARKING, 6" LINE	LF	25.00	\$1.50	\$37.50	\$1.05	\$26.25	\$1.00	\$25.00		
632.0108	RETROREFLECTIVE PAINT PAVE. MARKING, 8" LINE	LF	2,750.00	\$1.50	\$4,125.00	\$1.05	\$2,887.50	\$1.00	\$2,750.00		
632.3118	RETROREFLECT. THERMOPLAS. PAVE. MARKING, 18" LINE	LF	95.00	\$6.50	\$617.50	\$6.35	\$603.25	\$6.50	\$617.50		
632.32	RETROREFLECT. THERMOPLAS. PAVEMENT MARKING, SYMBOL OR WORD	SF	35.00	\$11.00	\$385.00	\$10.50	\$367.50	\$11.00	\$385.00		

Item No:	Description	Unit	Quantity	D		E		F	
				Unit Price	Total	Unit Price	Total	Unit Price	Total
632.911	OBLITERATE PAVE. MARKING LINE, 12" WIDE & UNDER	LF	6,850.00	\$0.60	\$4,110.00	\$0.52	\$3,562.00	\$0.55	\$3,767.50
641	LOAM	CY	60.00	\$35.00	\$2,100.00	\$28.00	\$1,680.00	\$60.00	\$3,600.00
645.3	EROSION STONE	TON	110.00	\$28.50	\$3,135.00	\$28.00	\$3,080.00	\$41.00	\$4,510.00
645.41	TEMPORARY SLOPE STABILIZATION TYPE A	SY	3,450.00	\$2.00	\$6,900.00	\$1.45	\$5,002.50	\$1.60	\$5,520.00
645.512	COMPOST SOCK FOR PERIMETER BERM	LF	230.00	\$4.25	\$977.50	\$4.15	\$954.50	\$4.00	\$920.00
645.531	SILT FENCE	LF	550.00	\$3.00	\$1,650.00	\$2.40	\$1,320.00	\$3.00	\$1,650.00
645.7	STORM WATER POLLUTION PREVENTION PLAN	U	1.00	\$6,500.00	\$6,500.00	\$1,850.00	\$1,850.00	\$3,000.00	\$3,000.00
645.71	MONITORING SWPPP AND EROSION AND SEDIMENT CONTROLS	HR	100.00	\$50.00	\$5,000.00	\$75.00	\$7,500.00	\$50.00	\$5,000.00
646.31	TURF ESTABLISHMENT WITH MULCH AND TACKIFIERS	SY	6,950.00	\$1.00	\$6,950.00	\$0.48	\$3,336.00	\$1.00	\$6,950.00
647.1	HUMUS	CY	715.00	\$16.00	\$11,440.00	\$19.00	\$13,585.00	\$30.00	\$21,450.00
670.066	MAILBOX SUPPORT ASSEMBLIES	EA	2.00	\$175.00	\$350.00	\$165.00	\$330.00	\$280.00	\$560.00
670.104	TEMPORARY PORTABLE LIGHTING	U	1.00	\$6,000.00	\$6,000.00	\$15,000.00	\$15,000.00	\$6,800.00	\$6,800.00
692	MOBILIZATION	U	1.00	\$140,000.00	\$140,000.00	\$120,000.00	\$120,000.00	\$80,000.00	\$80,000.00
697.11	INVASIVE SPECIES CONTROL AND MANAGEMENT PLAN	U	1.00	\$1,200.00	\$1,200.00	\$1,100.00	\$1,100.00	\$1,100.00	\$1,100.00
698.13	FIELD OFFICE TYPE C	MON	13.00	\$1,400.00	\$18,200.00	\$1,725.00	\$22,425.00	\$1,100.00	\$14,300.00
699	MISCELLANEOUS TEMPORARY EROSION AND SEDIMENT CONTROL	\$	7,500.00	\$1.00	\$7,500.00	\$1.00	\$7,500.00	\$1.00	\$7,500.00
1010.15	FUEL ADJUSTMENT	\$	10,000.00	\$1.00	\$10,000.00	\$1.00	\$10,000.00	\$1.00	\$10,000.00
1010.2	ASPHALT CEMENT ADJUSTMENT	\$	10,000.00	\$1.00	\$10,000.00	\$1.00	\$10,000.00	\$1.00	\$10,000.00



Item No:	Description	Unit	Quantity	D		E		F	
				Unit Price	Total	Unit Price	Total	Unit Price	Total
1010.3	QUALITY CONTROL QUALITY ASSURANCE (QC/QA) ASPHALT	\$	6,150.00	\$1.00	\$6,150.00	\$1.00	\$6,150.00	\$1.00	\$6,150.00
					\$1,092,501.75		\$1,115,662.50		\$1,190,135.00

# A - PS&E Comparison

PS&E = NHDOT Cost Estimate

Item No:	Description	Unit	A-Bidder		PS&E		A-PS&E Difference	
			Quantity	Unit Price	Total	Unit Price		Total
201.1	CLEARING AND GRUBBING (F)	A	0.35	\$46,600.00	\$16,310.00	\$13,800.00	\$4,830.00	\$11,480.00
201.881	INVASIVE SPECIES CONTROL TYPE I	SY	770.00	\$1.50	\$1,155.00	\$5.00	\$3,850.00	(\$2,695.00)
201.882	INVASIVE SPECIES CONTROL TYPE II	SY	35.00	\$12.00	\$420.00	\$10.00	\$350.00	\$70.00
202.7	REMOVAL OF GUARDRAIL	LF	275.00	\$1.30	\$357.50	\$1.00	\$275.00	\$82.50
203.1	COMMON EXCAVATION	CY	6,400.00	\$8.80	\$56,320.00	\$7.50	\$48,000.00	\$8,320.00
203.2	ROCK EXCAVATION	CY	1,600.00	\$31.30	\$50,080.00	\$27.00	\$43,200.00	\$6,880.00
203.55543	GUARDRAIL EAGRT OFFSET PLATFORM, TL 3	U	3.00	\$735.00	\$2,205.00	\$1,015.00	\$3,045.00	(\$840.00)
203.55552	GUARDRAIL EAGRT OFFSET PLATFORM ALTERNATE, TL 2	U	1.00	\$735.00	\$735.00	\$765.00	\$765.00	(\$30.00)
203.601	EMBANKMENT-IN-PLACE	CY	1,000.00	\$8.00	\$8,000.00	\$12.00	\$12,000.00	(\$4,000.00)
206.1	COMMON STRUCTURE EXCAVATION	CY	25.00	\$17.00	\$425.00	\$18.00	\$450.00	(\$25.00)
206.19	COMMON STRUCTURE EXCAVATION EXPLORATORY	CY	15.00	\$50.00	\$750.00	\$51.00	\$765.00	(\$15.00)
206.2	ROCK STRUCTURE EXCAVATION	CY	130.00	\$100.00	\$13,000.00	\$80.00	\$10,400.00	\$2,600.00
209.4	GRANULAR BACKFILL (GRAV)	CY	180.00	\$16.00	\$2,880.00	\$33.00	\$5,940.00	(\$3,060.00)
214	FINE GRADING	U	1.00	\$7,900.00	\$7,900.00	\$6,800.00	\$6,800.00	\$1,100.00
304.101	SAND	CY	1,800.00	\$20.50	\$36,900.00	\$20.00	\$36,000.00	\$900.00
304.201	GRAVEL	CY	1,950.00	\$16.00	\$31,200.00	\$39.00	\$76,050.00	(\$44,850.00)
304.301	CRUSHED GRAVEL	CY	2,200.00	\$23.50	\$51,700.00	\$28.50	\$62,700.00	(\$11,000.00)
304.32	CRUSHED GRAVEL FOR SHOULDER LEVELING	TON	30.00	\$55.00	\$1,650.00	\$18.50	\$555.00	\$1,095.00
304.35	CRUSHED GRAVEL FOR DRIVES	CY	190.00	\$38.00	\$7,220.00	\$38.00	\$7,220.00	\$0.00
403.11002	HOT BITUMINOUS PAVEMENT, MACHINE METHOD (QC/QA TIER 2)	TON	1,650.00	\$74.20	\$122,430.00	\$75.30	\$124,245.00	(\$1,815.00)

# A - PS&E Comparison

PS&E = NHDOT Cost Estimate

Item No:	Description	Unit	A-Bidder			PS&E			A-PS&E Difference
			Quantity	Unit Price	Total	Unit Price	Total	Difference	
403.12	HOT BITUMINOUS PAVEMENT, HAND METHOD	TON	150.00	\$115.00	\$17,250.00	\$126.00	\$18,900.00	(\$1,650.00)	
403.4	MATERIAL TRANSFER VEHICLE (MTV)	TON	850.00	\$2.05	\$1,742.50	\$1.70	\$1,445.00	\$297.50	
403.6	PAVEMENT JOINT ADHESIVE	LF	11,500.00	\$0.35	\$4,025.00	\$0.25	\$2,875.00	\$1,150.00	
403.99	TEMPORARY BITUMINOUS PAVEMENT	TON	65.00	\$115.00	\$7,475.00	\$81.00	\$5,265.00	\$2,210.00	
410.22	ASPHALT EMULSION FOR TACK COAT	GAL	420.00	\$3.10	\$1,302.00	\$3.80	\$1,596.00	(\$294.00)	
411.1	HOT BITUMINOUS CONCRETE LEVELING COURSE	TON	60.00	\$115.00	\$6,900.00	\$90.00	\$5,400.00	\$1,500.00	
417	COLD PLANING BITUMINOUS SURFACES	SY	1,750.00	\$4.10	\$7,175.00	\$1.75	\$3,062.50	\$4,112.50	
417.412	RUMBLE STRIPS, 12" WIDE	LF	610.00	\$7.00	\$4,270.00	\$1.00	\$610.00	\$3,660.00	
520.12	CONCRETE CLASS A, ABOVE FOOTINGS (F)	CY	11.00	\$1,235.00	\$13,585.00	\$730.00	\$8,030.00	\$5,555.00	
544.1	REINFORCING STEEL (ROADWAY)	LB	140.00	\$3.00	\$420.00	\$2.00	\$280.00	\$140.00	
585.2	STONE FILL, CLASS B	CY	280.00	\$22.00	\$6,160.00	\$41.50	\$11,620.00	(\$5,460.00)	
585.3	STONE FILL, CLASS C	CY	50.00	\$34.00	\$1,700.00	\$45.00	\$2,250.00	(\$550.00)	
593.221	GEOTEXTILE; SEPARATION CL.2, NON-WOVEN	SY	580.00	\$2.00	\$1,160.00	\$2.50	\$1,450.00	(\$290.00)	
595.3	PRIMARY GEOGRID	SY	610.00	\$4.50	\$2,745.00	\$20.00	\$12,200.00	(\$9,455.00)	
603.00230	30" R.C. PIPE, 2000D	LF	32.00	\$145.00	\$4,640.00	\$135.00	\$4,320.00	\$320.00	
603.82215	15" PE PIPE (TYPE S)	LF	100.00	\$48.30	\$4,830.00	\$49.50	\$4,950.00	(\$120.00)	
604.0007	POLYETHYLENE LINER	EA	2.00	\$165.00	\$330.00	\$175.00	\$350.00	(\$20.00)	
604.12	CATCH BASINS TYPE B, 4-FOOT DIAMETER	U	4.00	\$2,890.00	\$11,560.00	\$2,200.00	\$8,800.00	\$2,760.00	
604.4	RECONSTRUCTING/ADJUSTING CATCH BASIN & DROP INLET	LF	4.00	\$465.00	\$1,860.00	\$415.00	\$1,660.00	\$200.00	
604.72	GRATES & FRAMES, TYPE B	EA	1.00	\$620.00	\$620.00	\$675.00	\$675.00	(\$55.00)	
604.75	GRATES & FRAMES, TYPE E	EA	1.00	\$875.00	\$875.00	\$675.00	\$675.00	\$200.00	

# A - PS&E Comparison

PS&E = NHDOT Cost Estimate

Item No:	Description	Unit	Quantity	A-Bidder		PS&E		A-PS&E Difference
				Unit Price	Total	Unit Price	Total	
605.79	UNDERDRAIN FLUSHING BASINS	EA	4.00	\$545.00	\$2,180.00	\$445.00	\$1,780.00	\$400.00
605.906	6" PIPE UNDERDRAIN (CONTRACTORS OPTION)	LF	1,150.00	\$17.60	\$20,240.00	\$24.00	\$27,600.00	(\$7,360.00)
606.1254	BEAM GUARDRAIL (TERMINAL UNIT TYPE EAGRT, TL 3) (STEEL POST)	U	2.00	\$2,165.00	\$4,330.00	\$2,000.00	\$4,000.00	\$330.00
606.1255	BEAM GUARDRAIL (TERMINAL UNIT TYPE EAGRT, TL 2) (STEEL POST)	U	1.00	\$1,855.00	\$1,855.00	\$1,650.00	\$1,650.00	\$205.00
606.1256	GUARDRAIL TERMINAL UNIT (X-TENSION)	U	1.00	\$5,460.00	\$5,460.00	\$5,025.00	\$5,025.00	\$435.00
606.18001	31" W-BEAM GUARDRAIL WITH 8" OFFSET BLOCK (STEEL POST)	LF	537.50	\$16.50	\$8,868.75	\$15.20	\$8,170.00	\$698.75
606.417	PORTABLE CONCRETE BARRIER FOR TRAFFIC CONTROL	LF	432.00	\$22.00	\$9,504.00	\$33.00	\$14,256.00	(\$4,752.00)
606.9523	TEMP. IMPACT ATTENUATION DEVICE (NON-REDIRECTIVE) TEST LEVEL 3	U	2.00	\$4,435.00	\$8,870.00	\$3,900.00	\$7,800.00	\$1,070.00
608.26	6" CONCRETE SIDEWALK (F)	SY	25.00	\$39.20	\$980.00	\$45.00	\$1,125.00	(\$145.00)
608.382	8" REINFORCED CONCRETE SIDEWALK, CLASS AA (F)	SY	70.00	\$63.90	\$4,473.00	\$60.00	\$4,200.00	\$273.00
609.01187	STRAIGHT GRANITE CURB, 18" HIGH WITH 3" ROUNDED EDGE	LF	95.00	\$36.10	\$3,429.50	\$31.00	\$2,945.00	\$484.50
609.21	STRAIGHT GRANITE SLOPE CURB	LF	180.00	\$21.60	\$3,888.00	\$14.00	\$2,520.00	\$1,368.00
609.216	STRAIGHT GRANITE SLOPE CURB 6" HIGH	LF	65.00	\$23.70	\$1,540.50	\$20.00	\$1,300.00	\$240.50
609.226	STRAIGHT GRANITE SLOPE CURB WITH RADIAL JOINTS, 6" HIGH	LF	20.00	\$23.70	\$474.00	\$25.00	\$500.00	(\$26.00)

## A - PS&E Comparison

PS&E = NHDOT Cost Estimate

Item No:	Description	Unit	A-Bidder		PS&E		A-PS&E Difference	
			Quantity	Unit Price	Total	Unit Price		Total
615.0301	TRAFFIC SIGN TYPE C	SF	137.00	\$50.00	\$6,850.00	\$60.00	\$8,220.00	(\$1,370.00)
615.03201	TRAFFIC SIGN TYPE C, BREAKAWAY MOUNTS	SF	9.00	\$205.00	\$1,845.00	\$125.00	\$1,125.00	\$720.00
615.0601	TRAFFIC SIGN TYPE CC	SF	34.00	\$26.00	\$884.00	\$10.50	\$357.00	\$527.00
616.95	INSTALL TRAFFIC STUDY EQUIPMENT	U	1.00	\$4,380.00	\$4,380.00	\$6,500.00	\$6,500.00	(\$2,120.00)
618.61	UNIFORMED OFFICERS WITH VEHICLE	\$	12,000.00	\$1.00	\$12,000.00	\$1.00	\$12,000.00	\$0.00
618.7	FLAGGERS	HR	2,000.00	\$22.00	\$44,000.00	\$24.25	\$48,500.00	(\$4,500.00)
619.1	MAINTENANCE OF TRAFFIC	U	1.00	\$21,550.00	\$21,550.00	\$32,000.00	\$32,000.00	(\$10,450.00)
619.25	PORTABLE CHANGEABLE MESSAGE SIGN	U	3.00	\$4,000.00	\$12,000.00	\$3,350.00	\$10,050.00	\$1,950.00
619.279	AUTOMATED TRAILER-MOUNTED SPEED LIMIT SIGN	U	2.00	\$4,000.00	\$8,000.00	\$3,400.00	\$6,800.00	\$1,200.00
621.2	RETROREFLECTIVE BEAM GUARDRAIL DELINEATOR	EA	10.00	\$5.15	\$51.50	\$5.00	\$50.00	\$1.50
621.31	SINGLE DELINEATOR WITH POST	EA	45.00	\$35.00	\$1,575.00	\$32.00	\$1,440.00	\$135.00
621.32	DOUBLE DELINEATOR WITH POST	EA	2.00	\$40.50	\$81.00	\$40.00	\$80.00	\$1.00
622.1	STEEL WITNESS MARKERS	EA	14.00	\$34.00	\$476.00	\$30.50	\$427.00	\$49.00
628.2	SAWED BITUMINOUS PAVEMENT	LF	2,950.00	\$0.93	\$2,743.50	\$1.20	\$3,540.00	(\$796.50)
632.0104	RETROREFLECTIVE PAINT PAVE. MARKING, 4" LINE	LF	22,600.00	\$0.12	\$2,712.00	\$0.15	\$3,390.00	(\$678.00)
632.0106	RETROREFLECTIVE PAINT PAVE. MARKING, 6" LINE	LF	25.00	\$1.05	\$26.25	\$0.40	\$10.00	\$16.25
632.0108	RETROREFLECTIVE PAINT PAVE. MARKING, 8" LINE	LF	2,750.00	\$1.05	\$2,887.50	\$0.75	\$2,062.50	\$825.00
632.3118	RETROREFLECT. THERMOPLAS. PAVE. MARKING, 18" LINE	LF	95.00	\$6.20	\$589.00	\$2.60	\$247.00	\$342.00

# A - PS&E Comparison

PS&E = NHDOT Cost Estimate

Item No:	Description	Unit	Quantity	A-Bidder		PS&E		A-PS&E Difference
				Unit Price	Total	Unit Price	Total	
632.32	RETROREFLECT. THERMOPLAS. PAVEMENT MARKING, SYMBOL OR WORD	SF	35.00	\$10.30	\$360.50	\$9.00	\$315.00	\$45.50
632.911	OBLITERATE PAVE. MARKING LINE, 12" WIDE & UNDER	LF	6,850.00	\$0.51	\$3,493.50	\$0.40	\$2,740.00	\$753.50
641	LOAM	CY	60.00	\$34.60	\$2,076.00	\$29.00	\$1,740.00	\$336.00
645.3	EROSION STONE	TON	110.00	\$27.60	\$3,036.00	\$30.00	\$3,300.00	(\$264.00)
645.41	TEMPORARY SLOPE STABILIZATION TYPE A	SY	3,450.00	\$1.35	\$4,657.50	\$1.70	\$5,865.00	(\$1,207.50)
645.512	COMPOST SOCK FOR PERIMETER BERM	LF	230.00	\$4.30	\$989.00	\$4.00	\$920.00	\$69.00
645.531	SILT FENCE	LF	550.00	\$2.30	\$1,265.00	\$2.60	\$1,430.00	(\$165.00)
645.7	STORM WATER POLLUTION PREVENTION PLAN	U	1.00	\$2,575.00	\$2,575.00	\$3,000.00	\$3,000.00	(\$425.00)
645.71	MONITORING SWPPP AND EROSION AND SEDIMENT CONTROLS	HR	100.00	\$46.40	\$4,640.00	\$53.00	\$5,300.00	(\$660.00)
646.31	TURF ESTABLISHMENT WITH MULCH AND TACKIFIERS	SY	6,950.00	\$0.64	\$4,448.00	\$0.50	\$3,475.00	\$973.00
647.1	HUMUS	CY	715.00	\$16.00	\$11,440.00	\$22.30	\$15,944.50	(\$4,504.50)
670.066	MAILBOX SUPPORT ASSEMBLIES	EA	2.00	\$400.00	\$800.00	\$185.00	\$370.00	\$430.00
670.104	TEMPORARY PORTABLE LIGHTING	U	1.00	\$4,065.00	\$4,065.00	\$4,500.00	\$4,500.00	(\$435.00)
692	MOBILIZATION	U	1.00	\$82,000.00	\$82,000.00	\$63,245.00	\$63,245.00	\$18,755.00
697.11	INVASIVE SPECIES CONTROL AND MANAGEMENT PLAN	U	1.00	\$620.00	\$620.00	\$1,000.00	\$1,000.00	(\$380.00)
698.13	FIELD OFFICE TYPE C	MON	13.00	\$1,205.00	\$15,665.00	\$1,700.00	\$22,100.00	(\$6,435.00)
699	MISCELLANEOUS TEMPORARY EROSION AND SEDIMENT CONTROL	\$	7,500.00	\$1.00	\$7,500.00	\$1.00	\$7,500.00	\$0.00
1010.15	FUEL ADJUSTMENT	\$	10,000.00	\$1.00	\$10,000.00	\$1.00	\$10,000.00	\$0.00

# A - PS&E Comparison

PS&E = NHDOT Cost Estimate

Item No:	Description	Unit	Quantity	A-Bidder		PS&E		A-PS&E Difference
				Unit Price	Total	Unit Price	Total	
1010.2	ASPHALT CEMENT ADJUSTMENT	\$	10,000.00	\$1.00	\$10,000.00	\$1.00	\$10,000.00	\$0.00
1010.3	QUALITY CONTROL QUALITY ASSURANCE (QC/QA) ASPHALT	\$	6,150.00	\$1.00	\$6,150.00	\$1.00	\$6,150.00	\$0.00
					\$886,786.00		\$932,417.50	(\$45,631.50)



# CERTIFICATE OF LIABILITY INSURANCE

DATE (MM/DD/YYYY)  
3/18/2016

THIS CERTIFICATE IS ISSUED AS A MATTER OF INFORMATION ONLY AND CONFERS NO RIGHTS UPON THE CERTIFICATE HOLDER. THIS CERTIFICATE DOES NOT AFFIRMATIVELY OR NEGATIVELY AMEND, EXTEND OR ALTER THE COVERAGE AFFORDED BY THE POLICIES BELOW. THIS CERTIFICATE OF INSURANCE DOES NOT CONSTITUTE A CONTRACT BETWEEN THE ISSUING INSURER(S), AUTHORIZED REPRESENTATIVE OR PRODUCER, AND THE CERTIFICATE HOLDER.

**IMPORTANT:** If the certificate holder is an ADDITIONAL INSURED, the policy(ies) must be endorsed. If SUBROGATION IS WAIVED, subject to the terms and conditions of the policy, certain policies may require an endorsement. A statement on this certificate does not confer rights to the certificate holder in lieu of such endorsement(s).

<b>PRODUCER</b> <b>THE ROWLEY AGENCY INC.</b> 139 Loudon Road P.O. Box 511 Concord NH 03302-0511	<b>CONTACT NAME:</b> Donna Bickford <b>PHONE (A/C No, Ext):</b> (603) 224-2562 <b>E-MAIL ADDRESS:</b> dbickford@rowleyagency.com		<b>FAX (A/C, No):</b> (603) 224-8012
	<b>INSURER(S) AFFORDING COVERAGE</b>		<b>NAIC #</b>
<b>INSURED</b> <b>Alvin J. Coleman &amp; Son, Inc.</b> 9 NH Route 113 Conway NH 03818-9505	<b>INSURER A:</b> Liberty Mutual Fire Ins. Co.		
	<b>INSURER B:</b> National Liability & Fire Ins Co.		
	<b>INSURER C:</b> Maine Employers Mutual Ins Co		
	<b>INSURER D:</b>		
	<b>INSURER E:</b>		
	<b>INSURER F:</b>		

**COVERAGES**                      **CERTIFICATE NUMBER:**                      **REVISION NUMBER:**

THIS IS TO CERTIFY THAT THE POLICIES OF INSURANCE LISTED BELOW HAVE BEEN ISSUED TO THE INSURED NAMED ABOVE FOR THE POLICY PERIOD INDICATED. NOTWITHSTANDING ANY REQUIREMENT, TERM OR CONDITION OF ANY CONTRACT OR OTHER DOCUMENT WITH RESPECT TO WHICH THIS CERTIFICATE MAY BE ISSUED OR MAY PERTAIN, THE INSURANCE AFFORDED BY THE POLICIES DESCRIBED HEREIN IS SUBJECT TO ALL THE TERMS, EXCLUSIONS AND CONDITIONS OF SUCH POLICIES. LIMITS SHOWN MAY HAVE BEEN REDUCED BY PAID CLAIMS.

INSR LTR	TYPE OF INSURANCE	ADDL INSD	SUBR WVD	POLICY NUMBER	POLICY EFF (MM/DD/YYYY)	POLICY EXP (MM/DD/YYYY)	LIMITS
A	<input checked="" type="checkbox"/> COMMERCIAL GENERAL LIABILITY			TB2Z11261307065	7/1/2015	7/1/2016	EACH OCCURRENCE \$ 2,000,000
	<input type="checkbox"/> CLAIMS-MADE <input checked="" type="checkbox"/> OCCUR						DAMAGE TO RENTED PREMISES (Ea occurrence) \$ 300,000
	<input checked="" type="checkbox"/> CG0001 04/13						MED EXP (Any one person) \$ 5,000
	GEN'L AGGREGATE LIMIT APPLIES PER:						PERSONAL & ADV INJURY \$ 2,000,000
	<input type="checkbox"/> POLICY <input checked="" type="checkbox"/> PROJECT <input type="checkbox"/> LOC						GENERAL AGGREGATE \$ 4,000,000
	OTHER:						PRODUCTS - COMP/OP AGG \$ 4,000,000
A	<b>AUTOMOBILE LIABILITY</b>			AS2Z11261307015	7/1/2015	7/1/2016	Employee Benefits \$ 1,000,000
	<input checked="" type="checkbox"/> ANY AUTO						COMBINED SINGLE LIMIT (Ea accident) \$ 2,000,000
	<input type="checkbox"/> ALL OWNED AUTOS	<input type="checkbox"/> SCHEDULED AUTOS					BODILY INJURY (Per person) \$
	<input checked="" type="checkbox"/> HIRED AUTOS	<input checked="" type="checkbox"/> NON-OWNED AUTOS					BODILY INJURY (Per accident) \$
							PROPERTY DAMAGE (Per accident) \$
							\$
B	<input type="checkbox"/> UMBRELLA LIAB			43UMO30147401	7/1/2015	7/1/2016	EACH OCCURRENCE \$ 15,000,000
	<input checked="" type="checkbox"/> EXCESS LIAB	<input type="checkbox"/> OCCUR					AGGREGATE \$ 15,000,000
	<input type="checkbox"/> DED <input checked="" type="checkbox"/> RETENTION \$ 10,000	<input type="checkbox"/> CLAIMS-MADE					\$
C	<b>WORKERS COMPENSATION AND EMPLOYERS' LIABILITY</b>			1810091667	7/1/2015	7/1/2016	<input checked="" type="checkbox"/> PER STATUTE <input type="checkbox"/> OTH-ER
	ANY PROPRIETOR/PARTNER/EXECUTIVE OFFICER/MEMBER EXCLUDED? (Mandatory in NH)	<input type="checkbox"/> Y <input checked="" type="checkbox"/> N	N/A				E.L. EACH ACCIDENT \$ 1,000,000
	If yes, describe under DESCRIPTION OF OPERATIONS below						E.L. DISEASE - EA EMPLOYEE \$ 1,000,000
							E.L. DISEASE - POLICY LIMIT \$ 1,000,000

**DESCRIPTION OF OPERATIONS / LOCATIONS / VEHICLES (ACORD 101, Additional Remarks Schedule, may be attached if more space is required)**  
Project: Meredith, 16470- Roadway Rehabilitation NH Rte. 104, Meredith NH  
The State of New Hampshire-Department of Transportation is included as an additional insured on all liability policies except workers comp when required by written contract with the named insured.

<b>CERTIFICATE HOLDER</b> State of New Hampshire-Dept of Transporta PO Box 483 Concord, NH 03302-0483	<b>CANCELLATION</b> SHOULD ANY OF THE ABOVE DESCRIBED POLICIES BE CANCELLED BEFORE THE EXPIRATION DATE THEREOF, NOTICE WILL BE DELIVERED IN ACCORDANCE WITH THE POLICY PROVISIONS.
	<b>AUTHORIZED REPRESENTATIVE</b> Donna Bickford/DTB <i>Donna L. Bickford</i>





# CERTIFICATE OF LIABILITY INSURANCE

DATE (MM/DD/YYYY)  
3/15/2016

THIS CERTIFICATE IS ISSUED AS A MATTER OF INFORMATION ONLY AND CONFERS NO RIGHTS UPON THE CERTIFICATE HOLDER. THIS CERTIFICATE DOES NOT AFFIRMATIVELY OR NEGATIVELY AMEND, EXTEND OR ALTER THE COVERAGE AFFORDED BY THE POLICIES BELOW. THIS CERTIFICATE OF INSURANCE DOES NOT CONSTITUTE A CONTRACT BETWEEN THE ISSUING INSURER(S), AUTHORIZED REPRESENTATIVE OR PRODUCER, AND THE CERTIFICATE HOLDER.

IMPORTANT: If the certificate holder is an ADDITIONAL INSURED, the policy(ies) must be endorsed. If SUBROGATION IS WAIVED, subject to the terms and conditions of the policy, certain policies may require an endorsement. A statement on this certificate does not confer rights to the certificate holder in lieu of such endorsement(s).


<b>PRODUCER</b> THE ROWLEY AGENCY INC. 45 Constitution Avenue P.O. Box 511 Concord NH 03302-0511	<b>CONTACT NAME:</b> Donna Bickford <b>PHONE (A/C, No. Ext):</b> (603) 224-2562 <b>E-MAIL ADDRESS:</b> dbickford@rowleyagency.com	<b>FAX (A/C, No):</b> (603) 224-8012
	<b>INSURER(S) AFFORDING COVERAGE</b>	
<b>INSURED</b> New Hampshire-Dept. of Transportation c/o Alvin J. Coleman & Son, Inc. 9 NH Route 113 Conway NH 03818-9505	<b>INSURER A:</b> Liberty Mutual Fire Ins. Co.	
	<b>INSURER B:</b>	
	<b>INSURER C:</b>	
	<b>INSURER D:</b>	
	<b>INSURER E:</b>	
	<b>INSURER F:</b>	

**COVERAGES**                      **CERTIFICATE NUMBER:**                      **REVISION NUMBER:**

THIS IS TO CERTIFY THAT THE POLICIES OF INSURANCE LISTED BELOW HAVE BEEN ISSUED TO THE INSURED NAMED ABOVE FOR THE POLICY PERIOD INDICATED. NOTWITHSTANDING ANY REQUIREMENT, TERM OR CONDITION OF ANY CONTRACT OR OTHER DOCUMENT WITH RESPECT TO WHICH THIS CERTIFICATE MAY BE ISSUED OR MAY PERTAIN, THE INSURANCE AFFORDED BY THE POLICIES DESCRIBED HEREIN IS SUBJECT TO ALL THE TERMS, EXCLUSIONS AND CONDITIONS OF SUCH POLICIES. LIMITS SHOWN MAY HAVE BEEN REDUCED BY PAID CLAIMS.

INSR LTR	TYPE OF INSURANCE	ADDL INSD	SUBR WVD	POLICY NUMBER	POLICY EFF (MM/DD/YYYY)	POLICY EXP (MM/DD/YYYY)	LIMITS
A	<b>COMMERCIAL GENERAL LIABILITY</b> <input type="checkbox"/> CLAIMS-MADE <input checked="" type="checkbox"/> OCCUR <input checked="" type="checkbox"/> <b>Owners &amp; Contractors</b>			TF2B1631512466	4/6/2016	10/6/2017	EACH OCCURRENCE \$ 2,000,000
	GENL AGGREGATE LIMIT APPLIES PER: <input checked="" type="checkbox"/> POLICY <input type="checkbox"/> PRO-JECT <input type="checkbox"/> LOC <input type="checkbox"/> OTHER:		DAMAGE TO RENTED PREMISES (Ea occurrence) \$ MED EXP (Any one person) \$ PERSONAL & ADV INJURY \$ GENERAL AGGREGATE \$ 3,000,000 PRODUCTS - COMP/OP AGG \$				
	<b>AUTOMOBILE LIABILITY</b> <input type="checkbox"/> ANY AUTO <input type="checkbox"/> ALL OWNED AUTOS <input type="checkbox"/> HIRED AUTOS <input type="checkbox"/> SCHEDULED AUTOS <input type="checkbox"/> NON-OWNED AUTOS		COMBINED SINGLE LIMIT (Ea accident) \$ BODILY INJURY (Per person) \$ BODILY INJURY (Per accident) \$ PROPERTY DAMAGE (Per accident) \$				
	<input type="checkbox"/> UMBRELLA LIAB <input type="checkbox"/> OCCUR <input type="checkbox"/> EXCESS LIAB <input type="checkbox"/> CLAIMS-MADE <input type="checkbox"/> DED <input type="checkbox"/> RETENTION \$		EACH OCCURRENCE \$ AGGREGATE \$				
	<b>WORKERS COMPENSATION AND EMPLOYERS' LIABILITY</b> ANY PROPRIETOR/PARTNER/EXECUTIVE OFFICER/MEMBER EXCLUDED? (Mandatory in NH) If yes, describe under DESCRIPTION OF OPERATIONS below						<input type="checkbox"/> PER STATUTE <input type="checkbox"/> OTH-ER E.L. EACH ACCIDENT \$ E.L. DISEASE - EA EMPLOYEE \$ E.L. DISEASE - POLICY LIMIT \$

DESCRIPTION OF OPERATIONS / LOCATIONS / VEHICLES (ACORD 101, Additional Remarks Schedule, may be attached if more space is required)  
 Re: NHDOT-Meredith, 16470: Roadway Rehabilitation, NH Route 104, Meredith NH

<b>CERTIFICATE HOLDER</b> New Hampshire-Dept. of Transportation PO Box 483 Concord, NH 03302-0483	<b>CANCELLATION</b> SHOULD ANY OF THE ABOVE DESCRIBED POLICIES BE CANCELLED BEFORE THE EXPIRATION DATE THEREOF, NOTICE WILL BE DELIVERED IN ACCORDANCE WITH THE POLICY PROVISIONS.
	<b>AUTHORIZED REPRESENTATIVE</b> Donna Bickford/DTB 

© 1988-2014 ACORD CORPORATION. All rights reserved.