



State of New Hampshire

DEPARTMENT OF SAFETY
OFFICE OF THE COMMISSIONER
33 HAZEN DR. CONCORD, N.H. 03305
603-271-2791

APPROVED BY FISCAL COMMITTEE

NOV 08 2019

ROBERT L. QUINN
COMMISSIONER OF SAFETY

The Honorable Mary Jane Wallner, Chairman
Fiscal Committee of the General Court
State House
Concord, New Hampshire 03301

October 15, 2019

His Excellency, Governor Christopher T. Sununu
and the Honorable Council
State House
Concord, New Hampshire 03301

Requested Action

- Pursuant to RSA 14:30-a VI, authorize the Department of Safety, Division of Homeland Security and Emergency Management, to retroactively accept and expend Public Assistance (PA) Grant Program funds in the amount of \$1,431,711.00 from the Federal Emergency Management Agency (FEMA) for DR-4329 July 2017 Severe Storms and Flooding, DR-4355 October 2017 Severe Storms and flooding, DR-4370 March 2018 Severe Storms and Flooding, DR-4371 March 2018 Severe Winter Storm and Snowstorm, and DR-4457 July 2019 Severe Storm and Flooding. Effective upon Fiscal Committee and Governor and Council approval for the period of October 1, 2019 through June 30, 2020. Funding Source: 100% Federal Funds.
- Pursuant to RSA 124:15, and contingent upon the approval of requested action #1, authorize the Department of Safety, Division of Homeland Security and Emergency Management, to retroactively amend Fiscal Item #FIS 19-200 approved on August 28, 2019 and Governor and Council Item #105 also approved on August 28, 2019 to continue two existing temporary positions, a Program Planner II (LG 21) and a Program Assistant II (LG 15), to assist with Public Assistance grant administration. Effective upon Fiscal Committee and Governor and Council approval for the period of October 1, 2019 through June 30, 2020. Funding Source: 100% Federal Funds.

Funds are to be budgeted in SFY2020 in the following account:

| 02-23-23-236010-12320000 | | Dept. of Safety | HSEM | Declared Disasters Public Assistance | |
|--------------------------|-------------------------------|-----------------|--|--------------------------------------|--|
| <u>Class</u> | <u>Description</u> | | <u>SFY2020 Current Adjusted Authorized</u> | <u>Requested Action</u> | <u>SFY2020 Revised Adjusted Authorized</u> |
| 000-404805 | Federal Funds | | (\$9,209,639.02) | (\$1,431,711.00) | (\$10,641,350.02) |
| 018-500106 | Overtime | | \$12,500.00 | \$40,000.00 | \$52,500.00 |
| 020-500200 | Current Expense | | \$3,199.30 | \$7,500.00 | \$10,699.30 |
| 030-500311 | Equipment | | \$7,500.00 | \$5,000.00 | \$12,500.00 |
| 037-500174 | Technology-Hardware | | \$26,653.72 | \$2,500.00 | \$29,153.72 |
| 038-500177 | Technology-Software | | \$5,143.00 | \$3,000.00 | \$8,143.00 |
| 040-500800 | Indirect Costs | | \$18,500.00 | \$30,250.00 | \$48,750.00 |
| 041-500801 | Audit Fund Set Aside | | \$9,770.00 | \$3,022.00 | \$12,792.00 |
| 047-500240 | Own Forces Maint (Bldg-Gmnds) | | \$1,500.00 | \$3,000.00 | \$4,500.00 |
| 050-500109 | Personal Service Temp | | \$9,500.00 | \$26,000.00 | \$35,500.00 |
| 059-500117 | Temp Full-Time | | \$21,709.00 | \$59,050.00 | \$80,759.00 |
| 060-500601 | Benefits | | \$24,051.00 | \$71,000.00 | \$95,051.00 |
| 066-500543 | Employee Training | | \$2,000.00 | \$4,000.00 | \$6,000.00 |
| 070-500705 | In-State Travel | | \$2,500.00 | \$7,500.00 | \$10,000.00 |
| 072-500574 | Grants Federal | | \$9,063,113.00 | \$1,161,889.00 | \$10,225,002.00 |
| 080-507101 | Out of State Travel | | \$2,000.00 | \$8,000.00 | \$10,000.00 |
| | Total | | \$9,209,639.02 | \$1,431,711.00 | \$10,641,350.02 |

The Honorable Mary Jane Wallner, Chairman
Fiscal Committee of the General Court

His Excellency, Governor Christopher T. Sununu
and the Honorable Council

October 15, 2019
Page 2 of 3

Explanation

This request is **retroactive** because the Department did not budget for disaster grant funding due to the unpredictable nature of the events and because of the Continuing Resolution and subsequent Fiscal Committee meeting schedule. This item was amended as Fiscal Item #FIS 19-063, approved on March 8, 2019, and Governor and Council Item #54, approved on March 27, 2019 and amended again as Fiscal Item #FIS 18-066, approved on April 20, 2018 and Governor and Council Item #88, approved on May 2, 2018. The Federal Emergency Management Agency (FEMA) Public Assistance (PA) Grant Program provides federal assistance to state and local government organizations and certain qualified private nonprofit organizations to assist in responding to and recovering from federally declared disasters. To date, the State of New Hampshire has had six declared disasters since June 1, 2017, with six counties meeting declaration thresholds.

This request to accept \$1,431,711.00 represents the federal share of the public assistance and administrative cost allowances for the recipient and sub-recipients. The total amount is comprised of \$80,850.00 from DR-4329PA July 2017 Severe Storms and Flooding; \$33,935.00 from DR-4355PA October 2017 Severe Storms and Flooding; \$40,692.00 from DR-4370PA March 2018 Severe Storms and Flooding; \$41,095.00 from DR-4371PA March 2018 Sever Winter Storm and Snowstorm; and \$1,235,139.00 from DR-4457PA July Severe Storm and Flooding. Between the six disasters, numerous New Hampshire State Agencies, including the Department of Transportation, the Department of Environmental Services, the Department of Administrative Services, the Department of Health and Human Services, the Department of Corrections, the Department of Natural and Cultural Resources, the Department of Fish and Game, and the Department of Safety along with over 100 New Hampshire municipalities and multiple private nonprofit organizations that provide critical and essential services are expected to receive supplemental assistance from FEMA. Payment must be made within 30 calendar days after receipt of the billing in accordance with §200.305(b)(3).

The funding mechanism is 75-85% Federal and 15-25% State/Local share. The 15-25% required match for State Agency projects will be paid from existing budgeted appropriations or an additional request for these funds will be made through the State Legislature. The local share is the responsibility of the local applicant. Indirect costs are budgeted based only on the Recipient Administration portion of the funds, as all other funds are considered pass-through funds and are not subject to indirect costs.

The funds will be budgeted as follows:

Funds in class 018, Overtime, will be used to pay overtime costs associated with evening meetings, workshops, project monitoring, and administration.

Funds in class 020, Current Expense, will be used for supplies needed to manage the Public Assistance programs.

Funds in class 030, Equipment, will be used to purchase office equipment.

Funds in class 037, Technology-Hardware, will be used to purchase computer equipment for HSEM staff to manage the disasters.

Funds in class 038, Technology-Software, will be used to purchase software for HSEM staff to manage the disasters.

Funds in class 040, Indirect Cost, are needed to pay the indirect cost on the remaining appropriations.

Funds in class 041, Audit Funds Set Aside, represents the associated amount for this request.

Funds in class 047, Own Force Maint (Bldg-Grnds), will be used to modify workspace for the existing full-time temp positions.

Funds in class 050, Personal Service Temp, will be used to pay salaries for existing positions.

Funds in class 059, Temp Full-Time, will be used to pay salaries for existing full-time temp positions.

Funds in class 060, Benefits, will pay the benefits associated with the existing program positions.

Funds in class 066, Employee Training, will provide funding associated with registration cost for Public Assistance trainings.

Funds in class 070, In State Travel, will provide funding for travel associated with evening meetings, workshops, project monitoring, and administration.

Funds in class 072, Grants, will provide funding for grants to sub-grantees.

The Honorable Mary Jane Wallner, Chairman
Fiscal Committee of the General Court

His Excellency, Governor Christopher T. Sununu
and the Honorable Council
October 15, 2019
Page 3 of 3

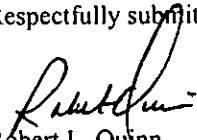
Funds in class 080, Out of State Travel, will provide funding for travel to workshops associated with managing the Public Assistance programs.

The following information is provided in accordance with the comptroller's instructional memorandum dated September 21, 1981.

- 1) *List of personnel involved:* Program Planner II (LG 21 A000) and Program Assistant II (LG 15 A000).
- 2) *Nature, Need, and Duration:* These positions are needed to assist HSEM with Public Assistance grant administration. The proposed grant funding for this position ends on June 30, 2020.
- 3) *Relationship to existing agency programs:* These positions will provide support to HSEM with grant administration.
- 4) *Has a similar program been requested of the legislature and denied?* No.
- 5) *Why wasn't funding included in the agency's budget request?* These funds were unanticipated at the time the budget was created.
- 6) *Can portions of the grant funds be utilized?* All grant funds must be used for eligible work within the declared disaster areas.
- 7) *Estimate the funds required to continue this position:* Funds for these positions are estimated at \$120,000.00 for the duration of the grants through June 30, 2020.

There are no General funds required with this request. In the event that Federal funds are no longer available, General funds and/or Highway funds will not be requested to support this program.

Respectfully submitted,


Robert L. Quinn
Commissioner of Safety

**Homeland Security and Emergency Management
Public Assistance Grant Program
Fiscal Situation**

Federal Funds Awarded:

| | |
|---|-------------------------------|
| DR4329 July 2017 Severe Storms and Flooding (7/1/2017-11/06/2019) | \$5,353,589.85 |
| DR4355 Oct 2017 Severe Storms and Flooding (Ongoing) | \$9,263,163.66 |
| DR4370 March 2018 Severe Storm and Flooding (Ongoing) | \$4,297,287.04 |
| DR4371 March 2018 Severe Winter Storm and Snowstorm (Ongoing) | \$2,544,789.77 |
| DR4457 July 2019 Severe Storm and Flooding (Ongoing) | \$2,507,790.50 |
| Total Grant Funds Awarded | <u>\$23,966,620.82</u> |

| | |
|--|---------------------------------|
| Less expenses in FY 2018 | (\$583,807.60) |
| Less expenses in FY 2019 | (\$11,713,691.86) |
| Total Prior Fiscal Year Actual Expenses | <u>(\$12,297,499.46)</u> |

Net Grant Funds Remaining as of July 1, 2019 **\$11,669,121.36**

Less SFY 2019 Appropriation including prior year encumbrances
Account 02-23-23-236010-12320000 **\$9,209,639.02**

Excess grant funds available to appropriate **\$2,459,482.34**

This Request **\$1,431,711.00**

Date: 09/30/2019 19:15

Federal Emergency Management Agency
Public Assistance Summary (S.5)
Disaster: FEMA-4329-NH

Total Number of Records: 12

| Categories | Initial 100% | Current 100% | Total Requested (100% PWs) | Federal Share Requested | Amount Obligated Federal Share | Pending Obligation in IFMIS | On Hold (100%) |
|----------------------------|--------------|----------------|----------------------------|-------------------------|--------------------------------|-----------------------------|----------------|
| A.DEBRIS REMOVAL | \$0.00 | \$39,291.96 | \$39,291.96 | \$29,468.97 | \$29,468.97 | \$0.00 | \$0.00 |
| B.PROTECTIVE MEASURES | \$0.00 | \$170,639.95 | \$170,639.95 | \$127,979.98 | \$130,856.99 | \$0.00 | \$0.00 |
| C.ROADS & BRIDGES | \$0.00 | \$6,325,646.15 | \$6,091,615.78 | \$4,568,711.90 | \$4,097,071.73 | \$0.00 | \$0.00 |
| D.WATER CONTROL FACILITIES | \$0.00 | \$787,179.58 | \$142,942.58 | \$107,206.94 | \$107,206.94 | \$0.00 | \$0.00 |
| E.PUBLIC BUILDINGS | \$0.00 | \$76,115.20 | \$76,115.20 | \$57,086.40 | \$0.00 | \$0.00 | \$0.00 |
| F.PUBLIC UTILITIES | \$0.00 | \$23,971.13 | \$23,971.13 | \$17,978.35 | \$17,978.35 | \$0.00 | \$0.00 |
| G.RECREATIONAL OR OTHER | \$0.00 | \$62,828.19 | \$62,828.19 | \$47,121.15 | \$47,121.15 | \$0.00 | \$0.00 |
| Total PWs | \$0.00 | \$7,485,672.16 | \$6,607,404.79 | \$4,955,553.69 | \$4,429,704.13 | \$0.00 | \$0.00 |
| Grantee Admin Cost | | \$0.00 | \$0.00 | \$0.00 | \$0.00 | \$0.00 | \$0.00 |
| Subgrantee Admin Cost | | \$0.00 | \$0.00 | \$0.00 | \$0.00 | \$0.00 | \$0.00 |
| Z.STATE MANAGEMENT | | \$597,151.26 | \$398,036.16 | \$398,036.16 | \$387,399.13 | \$0.00 | \$0.00 |
| Total Administrative Cost | | \$597,151.26 | \$398,036.16 | \$398,036.16 | \$387,399.13 | \$0.00 | \$0.00 |
| Grand Total: | \$0.00 | \$8,082,823.42 | \$7,005,440.95 | \$5,353,589.85 | \$4,817,103.26 | \$0.00 | \$0.00 |

| | | |
|---------------------------------|------------------------------|------------------------------|
| | Disaster Total: | Prior Requests: |
| 100% Current Share (from above) | \$6,607,404.79 | |
| Federal Share | 75% | |
| | <u>\$4,955,553.69</u> | \$4,955,553.69 |
| Management Costs | \$398,036.16 | \$114,955.26 |
| Total | <u>\$5,353,589.85</u> | <u>\$5,070,508.95</u> |

| THIS REQUEST | |
|------------------|--------------------|
| Total CL 072 | \$0.00 |
| Management Costs | \$80,850.00 |
| | <u>\$80,850.00</u> |

Date: 09/30/2019 19:03

Federal Emergency Management Agency
 Public Assistance Summary (S.5)
 Disaster: FEMA-4355-NH

Total Number of Records: 12

| Categories | Initial 100% | Current 100% | Total Requested (100% PWs) | Federal Share Requested | Amount Obligated Federal Share | Pending Obligation in IFMIS | On Hold (100%) |
|----------------------------|--------------|-----------------|----------------------------|-------------------------|--------------------------------|-----------------------------|----------------|
| A.DEBRIS REMOVAL | \$0.00 | \$1,402,486.46 | \$1,317,942.46 | \$988,456.93 | \$984,439.64 | \$0.00 | \$0.00 |
| B.PROTECTIVE MEASURES | \$0.00 | \$518,537.04 | \$479,902.04 | \$359,926.56 | \$282,660.51 | \$0.00 | \$0.00 |
| C.ROADS & BRIDGES | \$0.00 | \$4,881,886.41 | \$4,271,494.41 | \$3,203,620.88 | \$2,859,504.51 | \$0.00 | \$0.00 |
| D.WATER CONTROL FACILITIES | \$0.00 | \$374,754.40 | \$374,754.40 | \$281,065.80 | \$83,203.05 | \$0.00 | \$0.00 |
| E.PUBLIC BUILDINGS | \$0.00 | \$99,465.70 | \$74,962.70 | \$56,222.03 | \$56,222.03 | \$0.00 | \$0.00 |
| F.PUBLIC UTILITIES | \$0.00 | \$4,062,111.57 | \$4,062,111.57 | \$3,046,583.69 | \$3,046,583.69 | \$0.00 | \$0.00 |
| G.RECREATIONAL OR OTHER | \$0.00 | \$442,316.25 | \$393,316.75 | \$294,987.57 | \$241,792.05 | \$0.00 | \$0.00 |
| Total PWs | \$0.00 | \$11,781,557.83 | \$10,974,484.33 | \$8,230,863.46 | \$7,554,405.48 | \$0.00 | \$0.00 |
| Grantee Admin Cost | | \$0.00 | \$0.00 | \$0.00 | \$0.00 | \$0.00 | \$0.00 |
| Subgrantee Admin Cost | | \$0.00 | \$0.00 | \$0.00 | \$0.00 | \$0.00 | \$0.00 |
| Z.STATE MANAGEMENT | | \$1,416,969.04 | \$1,117,351.48 | \$1,032,300.20 | \$365,081.70 | \$0.00 | \$0.00 |
| Total Administrative Cost | | \$1,416,969.04 | \$1,117,351.48 | \$1,032,300.20 | \$365,081.70 | \$0.00 | \$0.00 |
| Grand Total: | \$0.00 | \$13,198,526.87 | \$12,091,835.81 | \$9,263,163.66 | \$7,919,487.18 | \$0.00 | \$0.00 |

| | | |
|---------------------------------|------------------------------|------------------------------|
| | Disaster Total: | Prior Requests: |
| 100% Current Share (from above) | \$10,974,484.33 | |
| Federal Share | 75% | |
| | <u>\$8,230,863.46</u> | \$8,230,863.46 |
| | 7.00% | |
| Management Costs | \$1,032,300.20 | \$108,524.84 |
| Total | <u><u>\$9,263,163.66</u></u> | <u><u>\$8,339,388.30</u></u> |

| THIS REQUEST | |
|------------------|--------------------|
| Total Class 072 | \$0.00 |
| Management Costs | \$33,935.00 |
| | <u>\$33,935.00</u> |

Date: 09/30/2019 19:19

Federal Emergency Management Agency
 Public Assistance Summary (S.5)
 Disaster: FEMA-4370-NH-

Total Number of Records: 12

| Categories | Initial 100% | Current 100% | Total Requested (100% PWS) | Federal Share Requested | Amount Obligated Federal Share | Pending Obligation in IFMIS | On Hold (100%) |
|----------------------------|--------------|----------------|----------------------------|-------------------------|--------------------------------|-----------------------------|----------------|
| A.DEBRIS REMOVAL | \$0.00 | \$404,991.23 | \$89,991.23 | \$67,493.43 | \$67,493.43 | \$0.00 | \$0.00 |
| B.PROTECTIVE MEASURES | \$0.00 | \$237,208.42 | \$182,208.42 | \$136,656.34 | \$136,656.35 | \$0.00 | \$0.00 |
| C.ROADS & BRIDGES | \$0.00 | \$458,883.31 | \$74,576.31 | \$55,932.23 | \$55,932.23 | \$0.00 | \$0.00 |
| D.WATER CONTROL FACILITIES | \$0.00 | \$0.00 | \$0.00 | \$0.00 | \$0.00 | \$0.00 | \$0.00 |
| E.PUBLIC BUILDINGS | \$0.00 | \$259,830.71 | \$9,830.71 | \$7,373.04 | \$7,373.04 | \$0.00 | \$0.00 |
| F.PUBLIC UTILITIES | \$0.00 | \$167,127.02 | \$133,127.02 | \$99,845.26 | \$99,845.26 | \$0.00 | \$0.00 |
| G.RECREATIONAL OR OTHER | \$0.00 | \$3,442,128.32 | \$24,928.32 | \$18,696.24 | \$20,227.23 | \$0.00 | \$0.00 |
| Total PWS | \$0.00 | \$4,970,169.01 | \$514,662.01 | \$385,996.54 | \$387,527.54 | \$0.00 | \$0.00 |
| Grantee Admin Cost | | \$0.00 | \$0.00 | \$0.00 | \$0.00 | \$0.00 | \$0.00 |
| Subgrantee Admin Cost | | \$0.00 | \$0.00 | \$0.00 | \$0.00 | \$0.00 | \$0.00 |
| Z.STATE MANAGEMENT | | \$596,660.28 | \$147,704.32 | \$147,704.32 | \$147,704.32 | \$0.00 | \$0.00 |
| Total Administrative Cost | | \$596,660.28 | \$147,704.32 | \$147,704.32 | \$147,704.32 | \$0.00 | \$0.00 |
| Grand Total: | \$0.00 | \$5,566,829.29 | \$662,366.33 | \$533,700.86 | \$535,231.86 | \$0.00 | \$0.00 |

| | | |
|---------------------------------|------------------------------|------------------------------|
| | Disaster Total: | Prior Requests: |
| 100% Current Share (from above) | \$4,970,169.01 | |
| Federal Share | 75% | |
| | <u>\$3,727,626.76</u> | \$3,727,626.76 |
| Management Costs | \$569,660.28 | \$34,674.85 |
| Total | <u>\$4,297,287.04</u> | <u>\$3,762,301.61</u> |

| THIS REQUEST | |
|------------------|--------------------|
| Total PWS | \$0.00 |
| Management Costs | \$40,692.00 |
| | <u>\$40,692.00</u> |

Date: 09/30/2019 19:24

Federal Emergency Management Agency
Public Assistance Summary (S.5)
Disaster: FEMA-4371-NH

Total Number of Records: 12

| Categories | Initial 100% | Current 100% | Total Requested (100% PWs) | Federal Share Requested | Amount Obligated Federal Share | Pending Obligation in IFMIS | On Hold (100%) |
|----------------------------|--------------|----------------|----------------------------|-------------------------|--------------------------------|-----------------------------|----------------|
| A.DEBRIS REMOVAL | \$0.00 | \$28,625.74 | \$28,625.74 | \$21,469.31 | \$21,469.31 | \$0.00 | \$0.00 |
| B.PROTECTIVE MEASURES | \$0.00 | \$3,214,450.83 | \$3,214,450.83 | \$2,410,838.17 | \$2,410,838.17 | \$0.00 | \$0.00 |
| C.ROADS & BRIDGES | \$0.00 | \$0.00 | \$0.00 | \$0.00 | \$0.00 | \$0.00 | \$0.00 |
| D.WATER CONTROL FACILITIES | \$0.00 | \$0.00 | \$0.00 | \$0.00 | \$0.00 | \$0.00 | \$0.00 |
| E.PUBLIC BUILDINGS | \$0.00 | \$0.00 | \$0.00 | \$0.00 | \$0.00 | \$0.00 | \$0.00 |
| F.PUBLIC UTILITIES | \$0.00 | \$0.00 | \$0.00 | \$0.00 | \$0.00 | \$0.00 | \$0.00 |
| G.RECREATIONAL OR OTHER | \$0.00 | \$0.00 | \$0.00 | \$0.00 | \$0.00 | \$0.00 | \$0.00 |
| Total PWs | \$0.00 | \$3,243,076.57 | \$3,243,076.57 | \$2,432,307.48 | \$2,432,307.48 | \$0.00 | \$0.00 |
| Grantee Admin Cost | | \$0.00 | \$0.00 | \$0.00 | \$0.00 | \$0.00 | \$0.00 |
| Subgrantee Admin Cost | | \$0.00 | \$0.00 | \$0.00 | \$0.00 | \$0.00 | \$0.00 |
| Z.STATE MANAGEMENT | | \$389,169.19 | \$112,482.29 | \$99,181.53 | \$99,181.53 | \$0.00 | \$0.00 |
| Total Administrative Cost | | \$389,169.19 | \$112,482.29 | \$99,181.53 | \$99,181.53 | \$0.00 | \$0.00 |
| Grand Total: | \$0.00 | \$3,632,245.76 | \$3,355,558.86 | \$2,531,489.01 | \$2,531,489.01 | \$0.00 | \$0.00 |

| | | |
|---------------------------------|-----------------------|-----------------------|
| 100% Current Share (from above) | Disaster Total: | Prior Requests: |
| Federal Share | \$3,243,076.57 | |
| | 75% | |
| | <u>\$2,432,307.48</u> | \$2,432,307.48 |
| | 7.00% | |
| Management Costs | \$112,482.29 | \$29,459.03 |
| Total | <u>\$2,544,789.77</u> | <u>\$2,461,766.51</u> |

| THIS REQUEST: | |
|------------------|--------------------|
| Total Class 072 | \$0.00 |
| Management Costs | \$41,095.00 |
| | <u>\$41,095.00</u> |

Date: 09/30/2019 19:29

Federal Emergency Management Agency
Public Assistance Summary (S.5)
Disaster: FEMA-4457-NH

Total Number of Records: 12

| Categories | Initial 100% | Current 100% | Total Requested (100% PWs) | Federal Share Requested | Amount Obligated Federal Share | Pending Obligation in IFMIS | On Hold (100%) |
|----------------------------|--------------|----------------|----------------------------|-------------------------|--------------------------------|-----------------------------|----------------|
| A.DEBRIS REMOVAL | \$0.00 | \$16,985.00 | \$0.00 | \$0.00 | \$0.00 | \$0.00 | \$0.00 |
| B.PROTECTIVE MEASURES | \$0.00 | \$81,000.00 | \$0.00 | \$0.00 | \$0.00 | \$0.00 | \$0.00 |
| C.ROADS & BRIDGES | \$0.00 | \$2,490,863.00 | \$0.00 | \$0.00 | \$0.00 | \$0.00 | \$0.00 |
| D.WATER CONTROL FACILITIES | \$0.00 | \$0.00 | \$0.00 | \$0.00 | \$0.00 | \$0.00 | \$0.00 |
| E.PUBLIC BUILDINGS | \$0.00 | \$0.00 | \$0.00 | \$0.00 | \$0.00 | \$0.00 | \$0.00 |
| F.PUBLIC UTILITIES | \$0.00 | \$0.00 | \$0.00 | \$0.00 | \$0.00 | \$0.00 | \$0.00 |
| G.RECREATIONAL OR OTHER | \$0.00 | \$293,670.00 | \$0.00 | \$0.00 | \$0.00 | \$0.00 | \$0.00 |
| Total PWs | \$0.00 | \$2,882,518.00 | \$0.00 | \$0.00 | \$0.00 | \$0.00 | \$0.00 |
| Grantee Admin Cost | | \$0.00 | \$0.00 | \$0.00 | \$0.00 | \$0.00 | \$0.00 |
| Subgrantee Admin Cost | | \$0.00 | \$0.00 | \$0.00 | \$0.00 | \$0.00 | \$0.00 |
| Z.STATE MANAGEMENT | | \$345,902.00 | \$138,229.35 | \$138,229.35 | \$0.00 | \$0.00 | \$0.00 |
| Total Administrative Cost | | \$345,902.00 | \$138,229.35 | \$138,229.35 | \$0.00 | \$0.00 | \$0.00 |
| Grand Total: | \$0.00 | \$3,228,420.00 | \$138,229.35 | \$138,229.35 | \$0.00 | \$0.00 | \$0.00 |

| | | |
|--|-----------------------|-----------------------|
| 100% Current Share (from above) | Disaster Total: | Prior Requests: |
| Federal Share | \$2,882,518.00 | |
| | 75% | |
| | <u>\$2,161,888.50</u> | \$1,000,000.00 |
| Management Costs | | |
| (now calculated on 100% Current Share) | \$345,902.00 | \$0.00 |
| Total | <u>\$2,507,790.50</u> | <u>\$1,000,000.00</u> |

| THIS REQUEST: | |
|------------------|-----------------------|
| Total Class 072 | \$1,161,889.00 |
| Management Costs | \$73,250.00 |
| | <u>\$1,235,139.00</u> |



State of New Hampshire

DEPARTMENT OF SAFETY
 OFFICE OF THE COMMISSIONER
 33 HAZEN DR. CONCORD, N.H. 03305
 603-271-2791

ROBERT L. QUINN
 COMMISSIONER OF SAFETY
 The Honorable Mary Jane Wallner, Chairman
 Fiscal Committee of the General Court
 State House
 Concord, New Hampshire 03301

August 21, 2019

*Fiscal # FIS 19-200
 08-28-2019*

His Excellency, Governor Christopher T. Sununu
 and the Honorable Council
 State House
 Concord, New Hampshire 03301

*QC #105
 08-28-2019*

Requested Action

1. Pursuant to RSA 14:30-a VI, authorize the Department of Safety, Division of Homeland Security and Emergency Management, to retroactively accept and expend Public Assistance (PA) Grant Program funds in the amount of \$9,195,143.00 from the Federal Emergency Management Agency (FEMA) for DR-4316 March Severe Winter Storm, DR-4329 July 2017 Severe Storms and Flooding, DR-4355 October 2017 Severe Storms and flooding, DR-4370 March 2018 Severe Storms and Flooding, DR-4371 March 2018 Severe Winter Storm and Snowstorm, and DR-4457 July 2019 Severe Storm and Flooding. Effective upon Fiscal Committee and Governor and Council approvals for the period of July 1, 2019 through September 30, 2019. Funding Source: 100% Federal Funds.

2. Pursuant to RSA 124:15, and contingent upon the approval of requested action #1, authorize the Department of Safety, Division of Homeland Security and Emergency Management, to retroactively amend Fiscal Item #FIS 18-066, approved on April 20, 2018 and Governor and Council Item #88, approved on May 2, 2018 and retroactively amend Fiscal Item #FIS 19-063, approved on March 8, 2019, and Governor and Council Item #54, approved on March 27, 2019 to continue two existing temporary positions, a Program Planner II (LG 21) and a Program Assistant II (LG 15), to assist with Public Assistance grant administration. Effective upon Fiscal Committee and Governor and Council approval for the period of July 1, 2019 through September 30, 2019. Funding Source: 100% Federal Funds.

Funds are to be budgeted in SFY2020 in the following account:

| 02-23-23-236010-12320000 Dept. of Safety | | HSEM | Declared Disasters Public Assistance | |
|--|------------------------------|---------------------------------|--------------------------------------|---------------------------------|
| <u>Class</u> | <u>Description</u> | <u>SFY2020 Current Adjusted</u> | <u>Requested Action</u> | <u>SFY2020 Revised Adjusted</u> |
| 000-404805 | Federal Funds | (\$14,496.02) | (\$9,195,143.00) | (\$9,209,639.02) |
| 018-500106 | Overtime | \$0.00 | \$12,500.00 | \$12,500.00 |
| 020-500200 | Current Expense | \$699.30 | \$2,500.00 | \$3,199.30 |
| 030-500311 | Equipment | \$0.00 | \$7,500.00 | \$7,500.00 |
| 037-500174 | Technology-Hardware | \$11,653.72 | \$15,000.00 | \$26,653.72 |
| 038-500177 | Technology-Software | \$2,143.00 | \$3,000.00 | \$5,143.00 |
| 040-500800 | Indirect Costs | \$0.00 | \$18,500.00 | \$18,500.00 |
| 041-500801 | Audit Fund Set Aside | \$0.00 | \$9,770.00 | \$9,770.00 |
| 047-500240 | Own Forces Maint (Bldg-Grms) | \$0.00 | \$1,500.00 | \$1,500.00 |
| 050-500109 | Personal Service Temp | \$0.00 | \$9,500.00 | \$9,500.00 |
| 059-500117 | Temp Full-Time | \$0.00 | \$21,709.00 | \$21,709.00 |
| 060-500601 | Benefits | \$0.00 | \$24,051.00 | \$24,051.00 |
| 066-500543 | Employee Training | \$0.00 | \$2,000.00 | \$2,000.00 |
| 070-500705 | In-State Travel | \$0.00 | \$2,500.00 | \$2,500.00 |
| 072-500574 | Grants Federal | \$0.00 | \$9,063,113.00 | \$9,063,113.00 |
| 080-507101 | Out of State Travel | \$0.00 | \$2,000.00 | \$2,000.00 |
| Total | | \$14,496.02 | \$9,195,143.00 | \$9,209,639.02 |

The Honorable Mary Jane Wallner, Chairman
Fiscal Committee of the General Court

His Excellency, Governor Christopher T. Sununu
and the Honorable Council
July 22, 2019
Page 2 of 3

Explanation

This request is retroactive due to the timing of fiscal year close-out and Fiscal Committee meeting schedules. The Federal Emergency Management Agency (FEMA) Public Assistance (PA) Grant Program provides federal assistance to state and local government organizations and certain qualified private nonprofit organizations to assist in responding to and recovering from federally declared disasters. To date, the State of New Hampshire has had six declared disasters since June 1, 2017, with six counties meeting declaration thresholds.

This request to accept \$9,195,143.00 represents the federal share of the public assistance and administrative cost allowances for the recipient and sub-recipients. The total amount is comprised of \$14,554.00 from DR-4316PA March Severe Winter Storm; \$1,945,086.00 from DR-4329PA July 2017 Severe Storms and Flooding; \$2,621,580.00 from DR-4355PA October 2017 Severe Storms and Flooding; \$3,510,478.00 from DR-4370PA March 2018 Severe Storms and Flooding; \$103,445.00 from DR-4371PA March 2018 Severe Winter Storm and Snowstorm; and \$1,000,000.00 from DR-4457PA July Severe Storm and Flooding. Between the six disasters, numerous New Hampshire State Agencies, including the Department of Transportation, the Department of Environmental Services, the Department of Administrative Services, the Department of Health and Human Services, the Department of Corrections, the Department of Natural and Cultural Resources, the Department of Fish and Game, and the Department of Safety, along with over 100 New Hampshire municipalities and multiple private nonprofit organizations that provide critical and essential services are expected to receive supplemental assistance from FEMA. Payment must be made within 30 calendar days after receipt of the billing in accordance with §200.305(b)(3).

The funds will be budgeted as follows:

Funds in class 018, Overtime, will be used to pay overtime costs associated with evening meetings, workshops, project monitoring, and administration.

Funds in class 020, Current Expense, will be used for supplies needed to manage the Public Assistance programs.

Funds in class 030, Equipment, will be used to purchase office equipment.

Funds in class 037, Technology-Hardware, will be used to purchase computer equipment for HSEM staff to manage the disasters.

Funds in class 038, Technology-Software, will be used to purchase software for HSEM staff to manage the disasters.

Funds in class 040, Indirect Cost, are needed to pay the indirect cost on the remaining appropriations.

Funds in class 041, Audit Funds Set Aside, represents the associated amount for this request.

Funds in class 047, Own Force Maint (Bldg-Grnds), will be used to modify workspace for the existing full-time temp position.

Funds in class 050, Personal Service Temp, will be used to pay salaries for existing positions.

Funds in class 059, Temp Full-Time, will be used to pay salaries for existing full-time temp position.

Funds in class 060, Benefits, will pay the benefits associated with the existing program positions.

Funds in class 066, Employee Training, will provide funding associated with registration cost for Public Assistance trainings.

Funds in class 070, In State Travel, will provide funding for travel associated with evening meetings, workshops, project monitoring, and administration.

Funds in class 072, Grants, will provide funding for grants to sub-grantees.

Funds in class 080, Out of State Travel, will provide funding for travel to workshops associated with managing the Public Assistance programs.

The funding mechanism is 75-85% Federal and 15-25% State/Local share. The 15-25% required match for State Agency projects will be paid from existing budgeted appropriations or an additional request for these funds will be made through the State Legislature. The local share is the responsibility of the local applicant. Indirect costs are budgeted based only on the,

The Honorable Mary Jane Wallner, Chairman
Fiscal Committee of the General Court

His Excellency, Governor Christopher T. Sununu
and the Honorable Council
July 22, 2019
Page 3 of 3


Recipient Administration portion of the funds, as all other funds are considered pass-through funds and are not subject to indirect costs.

Listed below are answers to standard questions required of all Fiscal Committee item requests related to RSA 9:16-a, "Transfers Authorized", RSA 14:30-a, VI, "Expenditure of Funds Over \$100,000 from any Non State Source", or RSA 124:15, "Positions Authorized", and all emergency requests pursuant to "Chapter 145, subparagraph 1 (a), Laws of 2019, making temporary appropriations for the expenses and encumbrances of the State of New Hampshire":

- 1) *Is the action required of this request a result of the Continuing Resolution for FY 2020?* No, the action would also be required if an operating budget were enacted.
- 2) *If this request is retroactive, what is the significance and importance of the action being effective from an earlier date?* These funds are not included in the budget due to the nature of disasters (see #5 below). The State currently has five active disasters with ongoing recovery projects. The expenses and reimbursements must be processed timely to meet federal requirements.
- 3) *Is this a previously funded and ongoing program established through Fiscal Committee and Governor and Executive Council action? (If so, include as an attachment the original documents as approved and cite the specific dates of authorization and end dates for each action as part of your answer to this question.)* The Public Assistance Disaster Grant Program provides federal assistance for responding to and recovering from federally declared disasters.
- 4) *Was funding for this program included in the FY 2018-2019 enacted Budget or requested and denied?* No, it was previously requested and approved through Fiscal Committee action.
- 5) *Is this program, in total or in part, included in the vetoed FY 2020-2021 Operating Budget proposal currently pending for your department, or was it requested and denied?* No, these are pass-through funds to local communities and are not historically budgeted due to the challenges of estimating appropriation amounts.
- 6) *Does this program include either positions or consultants and, if so, are the positions filled, vacant, or have offers pending? (Please provide details for each position and note whether consultant contracts have been awarded.)* Yes, it includes one existing full-time temporary Program Planner II (approved by Fiscal Committee on April 20, 2018, item FIS 18-066 and Governor and Council on May 2, 2018, item #88) and one existing full-time temporary Program Assistant II (approved by Fiscal Committee on March 8, 2019, item FIS 19-063 and Governor and Council on March 27, 2019, item #54). It also includes one part-time Program Assistant II position previously approved by Administrative Services' Division of Personnel.
- 7) *What would be the effect should this program be discontinued or not initiated as a result of this request being denied?* The Department of Safety would be unable to process FEMA reimbursements to the State agencies, NH municipalities, and NH non-profit organizations that qualified for disaster assistance from one of the five current declared disasters.

There are no General funds required with this request. In the event that Federal funds are no longer available, General funds and/or Highway funds will not be requested to support this program.

Respectfully submitted,



Robert L. Quinn
Commissioner of Safety

Homeland Security and Emergency Management
Public Assistance Grant Program
Fiscal Situation

Federal Funds Awarded:

| | |
|---|------------------------|
| DR4316 March 2017 Severe Winter Storm (3/14/2017-08/28/2019) | \$1,692,460.49 |
| DR4329 July 2017 Severe Storms and Flooding (7/1/2017-11/06/2019) | \$5,520,537.38 |
| DR4355 Oct 2017 Severe Storms and Flooding (Ongoing) | \$8,753,566.92 |
| DR4370 March 2018 Severe Storm and Flooding (Ongoing) | \$3,903,136.39 |
| DR4371 March 2018 Severe Winter Storm and Snowstorm (Ongoing) | \$2,539,884.80 |
| DR4457 July 2019 Severe Storm and Flooding (Ongoing) | \$2,161,889.00 |
| Total Grant Funds Awarded | \$24,571,474.98 |

| | |
|--|--------------------------|
| Less expenses in FY 2018 | (\$2,211,257.95) |
| Less expenses in FY 2019 | (\$11,720,227.23) |
| Total Prior Fiscal Year Actual Expenses | (\$13,931,485.18) |

Net Grant Funds Remaining as of July 1, 2019 **\$10,639,989.80**

Less SFY 2019 Appropriation including prior year encumbrances **\$14,496.02**
Account 02-23-23-236010-12320000

Excess grant funds available to appropriate **\$10,625,493.78**

This Request **\$9,195,143.00**

Date: 07/15/2019 15:34

Federal Emergency Management Agency
 Public Assistance Summary (S.5)
 Disaster: FEMA-4316-NH

Total Number of Records: 12

| Categories | Initial 100% | Current 100% | Total Requested (100% PWS) | Federal Share Requested | Amount Obligated Federal Share | Pending Obligation in IFMIS | On Hold (100%) |
|----------------------------|--------------|----------------|----------------------------|-------------------------|--------------------------------|-----------------------------|----------------|
| A.DEBRIS REMOVAL | \$0.00 | \$427,020.75 | \$427,020.75 | \$357,784.52 | \$357,784.52 | \$0.00 | \$0.00 |
| B.PROTECTIVE MEASURES | \$0.00 | \$38,323.58 | \$38,323.58 | \$28,742.68 | \$28,742.68 | \$0.00 | \$0.00 |
| C.ROADS & BRIDGES | \$0.00 | \$0.00 | \$0.00 | \$0.00 | \$0.00 | \$0.00 | \$0.00 |
| D.WATER CONTROL FACILITIES | \$0.00 | \$0.00 | \$0.00 | \$0.00 | \$0.00 | \$0.00 | \$0.00 |
| E.PUBLIC BUILDINGS | \$0.00 | \$4,750.97 | \$4,750.97 | \$3,563.23 | \$3,563.23 | \$0.00 | \$0.00 |
| F.PUBLIC UTILITIES | \$0.00 | \$1,711,682.69 | \$1,711,682.69 | \$1,283,762.02 | \$1,283,762.02 | \$0.00 | \$0.00 |
| G.RECREATIONAL OR OTHER | \$0.00 | \$0.00 | \$0.00 | \$0.00 | \$0.00 | \$0.00 | \$0.00 |
| Total PWS | \$0.00 | \$2,181,777.99 | \$2,181,777.99 | \$1,673,852.45 | \$1,673,852.45 | \$0.00 | \$0.00 |
| Grantee Admin Cost | | \$0.00 | \$0.00 | \$0.00 | \$0.00 | \$0.00 | \$0.00 |
| Subgrantee Admin Cost | | \$0.00 | \$0.00 | \$0.00 | \$0.00 | \$0.00 | \$0.00 |
| Z.STATE MANAGEMENT | | \$56,127.00 | \$56,127.00 | \$56,127.00 | \$56,127.00 | \$0.00 | \$0.00 |
| Total Administrative Cost | | \$56,127.00 | \$56,127.00 | \$56,127.00 | \$56,127.00 | \$0.00 | \$0.00 |
| Grand Total: | \$0.00 | \$2,237,904.99 | \$2,237,904.99 | \$1,729,979.45 | \$1,729,979.45 | \$0.00 | \$0.00 |

| | | |
|---------------------------------|-----------------|-------------------------|
| | Disaster Total: | \$2,181,777.99 |
| 100% Current Share (from above) | | 75% |
| Federal Share | | \$1,636,333.49 |
| Management Costs | | \$56,127.00 |
| Total | | <u>\$1,692,460.49</u> * |

Date: 07/15/2019 15:28

Federal Emergency Management Agency
Public Assistance Summary (S.5)
Disaster: FEMA-4329-NH

Total Number of Records: 12

| Categories | Initial 100% | Current 100% | Total Requested (100% PWs) | Federal Share Requested | Amount Obligated Federal Share | Pending Obligation in IFMS | On Hold (100%) |
|----------------------------|--------------|----------------|----------------------------|-------------------------|--------------------------------|----------------------------|----------------|
| A.DEBRIS REMOVAL | \$0.00 | \$39,291.96 | \$39,291.96 | \$29,468.97 | \$29,468.97 | \$0.00 | \$0.00 |
| B.PROTECTIVE MEASURES | \$0.00 | \$170,639.95 | \$170,639.95 | \$127,979.98 | \$130,856.99 | \$0.00 | \$0.00 |
| C.ROADS & BRIDGES | \$0.00 | \$6,510,228.56 | \$6,482,578.78 | \$4,861,934.17 | \$3,505,144.63 | \$0.00 | \$0.00 |
| D.WATER CONTROL FACILITIES | \$0.00 | \$20,491.97 | \$20,491.97 | \$15,368.98 | \$0.00 | \$0.00 | \$0.00 |
| E.PUBLIC BUILDINGS | \$0.00 | \$76,115.20 | \$76,115.20 | \$57,086.40 | \$0.00 | \$0.00 | \$0.00 |
| F.PUBLIC UTILITIES | \$0.00 | \$23,971.13 | \$23,971.13 | \$17,978.35 | \$17,978.35 | \$0.00 | \$0.00 |
| G.RECREATIONAL OR OTHER | \$0.00 | \$62,828.19 | \$62,828.19 | \$47,121.15 | \$47,121.15 | \$0.00 | \$0.00 |
| Total PWs | \$0.00 | \$6,903,566.96 | \$6,875,917.18 | \$5,158,938.00 | \$3,730,570.09 | \$0.00 | \$0.00 |
| Grantee Admin Cost | | \$0.00 | \$0.00 | \$0.00 | \$0.00 | \$0.00 | \$0.00 |
| Subgrantee Admin Cost | | \$0.00 | \$0.00 | \$0.00 | \$0.00 | \$0.00 | \$0.00 |
| Z.STATE MANAGEMENT | | \$789,874.00 | \$363,419.49 | \$363,419.49 | \$352,782.46 | \$0.00 | \$0.00 |
| Total Administrative Cost | | \$789,874.00 | \$363,419.49 | \$363,419.49 | \$352,782.46 | \$0.00 | \$0.00 |
| Grand Total: | \$0.00 | \$7,693,440.96 | \$7,239,336.67 | \$5,520,357.49 | \$4,083,352.55 | \$0.00 | \$0.00 |

Disaster Total: \$6,875,917.18
 100% Current Share (from above) \$6,875,917.18
 Federal Share 75%
 \$5,156,937.89
 Management Costs \$363,419.49
 Total \$5,520,357.38*

Date: 07/15/2019 15:41

Federal Emergency Management Agency
Public Assistance Summary (S.5)
Disaster: FEMA-4355-NH

Total Number of Records: 12

| Categories | Initial 100% | Current 100% | Total Requested (100% PWS) | Federal Share Requested | Amount Obligated Federal Share | Pending Obligation in IFMIS | On Hold (100%) |
|----------------------------|--------------|-----------------|----------------------------|-------------------------|--------------------------------|-----------------------------|----------------|
| A.DEBRIS REMOVAL | \$0.00 | \$1,449,631.46 | \$1,317,942.46 | \$988,456.93 | \$984,439.64 | \$0.00 | \$0.00 |
| B.PROTECTIVE MEASURES | \$0.00 | \$549,504.04 | \$479,902.04 | \$359,926.56 | \$274,410.37 | \$0.00 | \$0.00 |
| C.ROADS & BRIDGES | \$0.00 | \$4,933,745.08 | \$4,220,744.12 | \$3,165,558.15 | \$2,565,131.62 | \$0.00 | \$0.00 |
| D.WATER CONTROL FACILITIES | \$0.00 | \$375,754.40 | \$374,754.40 | \$281,065.80 | \$83,203.05 | \$0.00 | \$0.00 |
| E.PUBLIC BUILDINGS | \$0.00 | \$127,366.22 | \$74,962.70 | \$56,222.03 | \$56,222.03 | \$0.00 | \$0.00 |
| F.PUBLIC UTILITIES | \$0.00 | \$4,062,111.57 | \$4,062,111.57 | \$3,046,583.69 | \$3,046,583.69 | \$0.00 | \$0.00 |
| G.RECREATIONAL OR OTHER | \$0.00 | \$732,345.98 | \$653,134.98 | \$489,851.24 | \$236,997.67 | \$0.00 | \$0.00 |
| Total PWS | \$0.00 | \$12,230,458.75 | \$11,183,552.27 | \$8,387,664.40 | \$7,246,988.07 | \$0.00 | \$0.00 |
| Grantee Admin Cost | | \$0.00 | \$0.00 | \$0.00 | \$0.00 | \$0.00 | \$0.00 |
| Subgrantee Admin Cost | | \$0.00 | \$0.00 | \$0.00 | \$0.00 | \$0.00 | \$0.00 |
| Z.STATE MANAGEMENT | | \$1,223,045.88 | \$451,227.68 | \$365,902.72 | \$364,508.47 | \$0.00 | \$0.00 |
| Total Administrative Cost | | \$1,223,045.88 | \$451,227.68 | \$365,902.72 | \$364,508.47 | \$0.00 | \$0.00 |
| Grand Total: | \$0.00 | \$13,453,504.63 | \$11,634,779.95 | \$8,753,567.12 | \$7,611,496.54 | \$0.00 | \$0.00 |

Disaster Total: \$11,183,552.27
 100% Current Share (from above) \$11,183,552.27
 Federal Share 75% \$8,387,664.20
 Management Costs \$365,902.72
 Total \$8,753,566.92

Date: 07/15/2019 15:48

Federal Emergency Management Agency
Public Assistance Summary (S.5)
Disaster: FEMA-4370-NH

Total Number of Records: 12

| Categories | Initial 100% | Current 100% | Total Requested (100% PWs) | Federal Share Requested | Amount Obligated Federal Share | Pending Obligation in IFMIS | On H |
|----------------------------|--------------|----------------|----------------------------|-------------------------|--------------------------------|-----------------------------|--------|
| A.DEBRIS REMOVAL | \$0.00 | \$404,891.23 | \$89,991.23 | \$67,493.43 | \$67,493.43 | \$0.00 | \$0.00 |
| B.PROTECTIVE MEASURES | \$0.00 | \$239,208.42 | \$182,208.42 | \$136,656.34 | \$136,656.35 | \$0.00 | \$0.00 |
| C.ROADS & BRIDGES | \$0.00 | \$477,883.29 | \$74,576.31 | \$55,932.23 | \$38,019.52 | \$0.00 | \$0.00 |
| D.WATER CONTROL FACILITIES | \$0.00 | \$0.00 | \$0.00 | \$0.00 | \$0.00 | \$0.00 | \$0.00 |
| E.PUBLIC BUILDINGS | \$0.00 | \$259,830.71 | \$8,830.71 | \$7,373.04 | \$7,373.04 | \$0.00 | \$0.00 |
| F.PUBLIC UTILITIES | \$0.00 | \$167,127.02 | \$133,127.02 | \$99,845.28 | \$18,040.21 | \$0.00 | \$0.00 |
| G.RECREATIONAL OR OTHER | \$0.00 | \$3,461,358.92 | \$42,590.07 | \$31,942.55 | \$20,227.23 | \$0.00 | \$0.00 |
| Total PWs | \$0.00 | \$5,010,399.59 | \$532,323.76 | \$399,242.85 | \$283,809.78 | \$0.00 | \$0.00 |
| Grantee Admin Cost | | \$0.00 | \$0.00 | \$0.00 | \$0.00 | \$0.00 | \$0.00 |
| Subgrantee Admin Cost | | \$0.00 | \$0.00 | \$0.00 | \$0.00 | \$0.00 | \$0.00 |
| Z.STATE MANAGEMENT | | \$501,039.96 | \$145,336.70 | \$145,336.70 | \$145,336.70 | \$0.00 | \$0.00 |
| Total Administrative Cost | | \$501,039.96 | \$145,336.70 | \$145,336.70 | \$145,336.70 | \$0.00 | \$0.00 |
| Grand Total: | \$0.00 | \$5,511,439.55 | \$677,660.46 | \$544,579.55 | \$429,146.48 | \$0.00 | \$0.00 |

| | |
|---------------------------------|-------------------------|
| | Disaster Total: |
| 100% Current Share (from above) | \$5,010,399.59 |
| Federal Share | 75% |
| | \$3,757,799.69 |
| Management Costs | \$145,336.70 |
| Total | \$3,903,136.39 * |

Date: 07/15/2019 15:52

Federal Emergency Management Agency
Public Assistance Summary (S.5)
Disaster: FEMA-4371-NH

Total Number of Records: 12

| Categories | Initial 100% | Current 100% | Total Requested (100% PWs) | Federal Share Requested | Amount Obligated Federal Share | Pending Obligation in IFAIS | On Hold (100%) |
|----------------------------|--------------|----------------|----------------------------|-------------------------|--------------------------------|-----------------------------|----------------|
| A.DEBRIS REMOVAL | \$0.00 | \$28,825.74 | \$28,825.74 | \$21,469.31 | \$21,469.31 | \$0.00 | \$0.00 |
| B.PROTECTIVE MEASURES | \$0.00 | \$3,214,450.83 | \$3,214,450.83 | \$2,410,838.17 | \$2,410,838.17 | \$0.00 | \$0.00 |
| C.ROADS & BRIDGES | \$0.00 | \$0.00 | \$0.00 | \$0.00 | \$0.00 | \$0.00 | \$0.00 |
| D.WATER CONTROL FACILITIES | \$0.00 | \$0.00 | \$0.00 | \$0.00 | \$0.00 | \$0.00 | \$0.00 |
| E.PUBLIC BUILDINGS | \$0.00 | \$0.00 | \$0.00 | \$0.00 | \$0.00 | \$0.00 | \$0.00 |
| F.PUBLIC UTILITIES | \$0.00 | \$0.00 | \$0.00 | \$0.00 | \$0.00 | \$0.00 | \$0.00 |
| G.RECREATIONAL OR OTHER | \$0.00 | \$0.00 | \$0.00 | \$0.00 | \$0.00 | \$0.00 | \$0.00 |
| Total PWs | \$0.00 | \$3,243,076.57 | \$3,243,076.57 | \$2,432,307.48 | \$2,432,307.48 | \$0.00 | \$0.00 |
| Grantee Admin Cost | | \$0.00 | \$0.00 | \$0.00 | \$0.00 | \$0.00 | \$0.00 |
| Subgrantee Admin Cost | | \$0.00 | \$0.00 | \$0.00 | \$0.00 | \$0.00 | \$0.00 |
| Z.STATE MANAGEMENT | | \$227,015.36 | \$123,823.42 | \$107,537.37 | \$107,537.37 | \$0.00 | \$0.00 |
| Total Administrative Cost | | \$227,015.36 | \$123,823.42 | \$107,537.37 | \$107,537.37 | \$0.00 | \$0.00 |
| Grand Total: | \$0.00 | \$3,470,091.93 | \$3,366,699.99 | \$2,539,844.85 | \$2,539,844.85 | \$0.00 | \$0.00 |

| | | |
|---------------------------------|-----------------|-----------------------|
| | Disaster Total: | \$3,243,076.57 |
| 100% Current Share (from above) | | |
| Federal Share | 75% | \$2,432,307.43 |
| Management Costs | | \$107,537.37 |
| Total | | \$2,539,844.80 |



FEMA

Congressional and
Intergovernmental Affairs Division
202-646-4500

STATE OF NEW HAMPSHIRE

FEDERAL DISASTER DECLARATION FACT SHEET

AUGUST 15, 2019

Today, August 15, 2019, President Donald J. Trump granted a Major Disaster Declaration for the State of New Hampshire triggering the release of Federal funds to help communities recover from a Severe Storm and Flooding that occurred July 11 – 12, 2019. Details of the disaster declaration and assistance programs are as follows:

Declaration Number: FEMA-4457-DR

Incident: Severe Storm and Flooding

Incident Period: July 11 – 12, 2019

Federal Coordinating Officer: James McPherson
National FCO Program

Public Assistance (PA): (Assistance for emergency work and the repair or replacement of disaster-damaged facilities):

PA-Designated Areas: Grafton County.

Hazard Mitigation (HM): (Assistance for actions taken to prevent or reduce long term risk to life and property from natural hazards):

HM-Designated Areas: All areas in the State of New Hampshire are eligible to apply for assistance under the Hazard Mitigation Grant Program.

OTHER: Additional designations may be made at a later date if requested by the State and warranted by the results of further damage assessments.

###



State of New Hampshire

DEPARTMENT OF SAFETY
 OFFICE OF THE COMMISSIONER
 33 HAZEN DR. CONCORD, NH 03305
 603/271-2791

JOHN J. BARTHELMES
 COMMISSIONER

Fiscal # F15 19-063
 03-08-2019

February 12, 2019

The Honorable Mary Jane Wallner, Chairman
 Fiscal Committee of the General Court
 State House
 Concord, New Hampshire 03301

CCA 54
 03-27-2019

His Excellency, Governor Christopher T. Sununu
 and the Honorable Council
 State House
 Concord, New Hampshire 03301

Requested Action

1. Pursuant to RSA 124:15, subject to the accept and expend approval by Fiscal Committee and Governor and Council request in item #2, authorize the Department of Safety, Division of Homeland Security and Emergency Management, to approve the creation of one temporary Program Assistant II (LG 15, A000). Effective upon Fiscal Committee and Governor and Council approvals through June 30, 2019. Funding source: 100% Federal Funds.

2. Pursuant to RSA 14:30-a VI, authorize the Department of Safety, Division of Homeland Security and Emergency Management, to accept and expend Public Assistance (PA) Grant Program funds in the amount of \$2,702,940.00 from the Federal Emergency Management Agency (FEMA) for DR-4329 July 2017 Severe Storms and Flooding, DR-4355 October 2017 Severe Storms and flooding, DR-4370 March 2018 Severe Storms and Flooding, and DR-4371 March 2018 Severe Winter Storm and Snowstorm. Effective upon Fiscal Committee and Governor and Council approvals through June 30, 2019. Funding Source: 100% Federal Funds.

Funds are to be budgeted in SFY 2019 in the following account:

| 02-23-23-236010-12320000 | | Dept. of Safety | HSEM | Declared Disasters Public Assistance | |
|--------------------------|--------------------------------|-----------------|---|--------------------------------------|---|
| | | | <u>SFY 19 Current</u> <u>Adjusted</u> <u>Authorized</u> | <u>Requested</u> <u>Action</u> | <u>SFY 19 Revised</u> <u>Adjusted</u> <u>Authorized</u> |
| 000-404805 | Federal Funds | | (\$22,586,469.13) | (\$2,702,940.00) | (\$25,289,409.13) |
| 018-500106 | Overtime | | \$51,898.55 | \$5,000.00 | \$56,898.55 |
| 020-500200 | Current Expense | | \$29,654.25 | \$8,000.00 | \$37,654.25 |
| 024-500225 | Maint Other Than Build.- Grnds | | \$0.00 | \$1,000.00 | \$1,000.00 |
| 030-500311 | Equipment | | \$84,870.40 | \$4,000.00 | \$88,870.40 |
| 037-500174 | Technology-Hardware | | \$42,550.00 | \$2,500.00 | \$45,050.00 |
| 038-500177 | Technology-Software | | \$12,669.00 | \$11,500.00 | \$24,169.00 |
| 040-500800 | Indirect Costs | | \$64,136.05 | \$11,427.00 | \$75,563.05 |
| 041-500801 | Audit Fund Set Aside | | \$22,803.65 | \$13,000.00 | \$35,803.65 |
| 050-500109 | Personal Service Temp | | \$279,645.93 | \$57,500.00 | \$337,145.93 |
| 059-500117 | Temp Full-Time | | \$89,150.00 | \$10,689.00 | \$99,839.00 |

The Honorable Mary Jane Wallner, Chairman
Fiscal Committee of the General Court

His Excellency, Governor Christopher T. Sununu
and the Honorable Council
February 12, 2019
Page 2 of 3

| | | | | |
|------------|---------------------|-----------------|----------------|-----------------|
| 060-500601 | Benefits | \$103,652.31 | \$25,683.00 | \$129,335.31 |
| 070-500705 | In-State Travel | \$3,938.14 | \$7,500.00 | \$11,438.14 |
| 072-500574 | Grants Federal | \$21,797,750.85 | \$2,545,141.00 | \$24,342,891.85 |
| 080-507101 | Out of State Travel | \$3,750.00 | \$0.00 | \$3,750.00 |
| | Total | \$22,586,469.13 | \$2,702,940.00 | \$25,289,409.13 |

Explanation

The Federal Emergency Management Agency (FEMA) Public Assistance (PA) Grant Program provides federal assistance to state and local government organizations and certain qualified private nonprofit organizations to assist in responding to and recovering from federally declared disasters. To date, the State of New Hampshire has had five declared disasters since June 1, 2017, with six counties meeting declaration thresholds.

This request to accept \$2,702,940.00 represents the federal share of the public assistance and administrative cost allowances for the recipient and sub-recipients. The total amount is comprised of \$31,587 from DR-4329PA, \$67,211.00 from DR-4355PA, October 2017 Severe Storms and Flooding; \$1,746,124.00 from DR-4370PA, March 2018 Severe Storms and Flooding; and \$858,018.00 from DR-4371PA, March 2018 Severe Winter Storm and Snowstorm. Between the five disasters, numerous New Hampshire State Agencies, including the Department of Transportation, the Department of Environmental Services, the Department of Administrative Services, the Department of Health and Human Services, the Department of Corrections, the Department of Natural and Cultural Resources, the Department of Fish and Game, and the Department of Safety, along with over 100 New Hampshire municipalities and multiple private nonprofit organizations that provide critical and essential services are expected to receive supplemental assistance from FEMA.

Funds are to be budgeted as follows.

The funds in class 018, Overtime, will be used to pay overtime costs associated with evening meetings, workshops, project monitoring, and administration.

The funds in class 020, Current Expense, will be used for supplies needed to manage the Hazard Mitigation Assistance programs.

The funds in class 024, Maint Other Than Build- Grnds, will be used to modify workspace for new full-time temp position.

The funds in class 030, Equipment, will be used to purchase office equipment.

The funds in class 037, Technology-Hardware, will be used to purchase computer equipment for HSEM staff to manage the disasters.

The funds in class 038, Technology-Software, will be used to purchase software for HSEM staff to manage the disasters.

The funds in class 040, Indirect Cost, represent the associated amount for this request.

The funds in class 041, Audit Fund Set Aside, represent the associated amount for this request.

The funds in class 050, Personal Service Temp, will be used to pay salaries for existing positions.

The funds in class 059, Temp Full-Time, will be used to pay salaries for one new full-time temp position.

The funds in class 060, Benefits, will be used to pay benefits associated with class 018, 050, and 059.

The funds in class 070, In State Travel Reimbursement, will be used to reimburse for travel expenses associated with evening meetings, workshops, project monitoring, and administration.

The funds in class 072, Grants-Federal, provides funding for grants to sub-grantees.

The Honorable Mary Jane Wallner, Chairman
Fiscal Committee of the General Court

His Excellency, Governor Christopher T. Sununu
and the Honorable Council
February 12, 2019
Page 3 of 3

The funding mechanism is 75-85% Federal and 15-25% State/Local share. The 15-25% required match for State Agency projects will be paid from existing budgeted appropriations or an additional request for these funds will be made through the State Legislature. The local share is the responsibility of the local applicant. Indirect costs are budgeted based only on the Recipient Administration portion of the funds, as all other funds are considered pass-through funds and are not subject to indirect costs.

The following information is provided in accordance with the comptroller's instructional memorandum dated September 12, 1981.

- 1) List of personnel involved: *Program Assistant II (LG 15, A000).*
- 2) Nature, Need, and Duration: *This position is needed in order to assist with the administrative tasks associated with the various open disasters.*
- 3) Relationship to existing agency programs: *The Division of Homeland Security and Emergency Management is responsible for coordinating the State's response to major disasters, and this position will be affiliated with the administrative efforts associated with Public Assistance (PA) Grant Program.*
- 4) Has a similar program been requested of the legislature and denied? *No.*
- 5) Why wasn't funding included in the agency's budget request? *At the time the State of New Hampshire FY 2018-2019 budget was being developed, it was not anticipated that the State would receive this level of funding.*
- 6) Can portions of the grant funds be utilized? *Grant funds are being utilized for the position.*
- 7) Estimate the funds required to continue this position: *Salary and benefits in SFY 2020 are estimated to be \$82,100 and in SFY 2021 are estimated to be \$ 86,212.*

There are no General funds required with this request. In the event that Federal funds are no longer available, General funds and/or Highway funds will not be requested to support this program.

Respectfully submitted,


John J. Barthelmes
Commissioner of Safety

Homeland Security and Emergency Management
Public Assistance Grant Program
Fiscal Situation

Federal Funds Awarded:

| | |
|---|------------------------|
| DR4139 July 2013 Flooding (Ongoing) | \$6,408,896.27 |
| DR4316 March 2017 Severe Winter Storm (3/14/2017-08/28/2019) | \$1,757,944.45 |
| DR4329 July 2017 Severe Storms and Flooding (7/1/2017-11/06/2019) | \$9,964,651.49 |
| DR4355 Oct 2017 Severe Storms and Flooding (Ongoing) | \$9,541,760.29 |
| DR4370 March 2018 Severe Storm and Flooding (Ongoing) | \$4,510,957.16 |
| DR4371 March 2018 Severe Winter Storm and Snowstorm (Ongoing) | \$2,486,048.64 |
| Total Grant Funds Awarded | \$34,670,258.30 |

| | |
|--|-------------------------|
| Less expenses in FY 2014 | (\$1,707,254.45) |
| Less expenses in FY 2015 | (\$2,179,709.84) |
| Less expenses in FY 2016 | (\$1,971,292.05) |
| Less expenses in FY 2017 | (\$78,042.33) |
| Less expenses in FY 2018 | (\$2,228,566.15) |
| Total Prior Fiscal Year Actual Expenses | (\$8,164,864.82) |

Net Grant Funds Remaining as of July 1, 2018 (SFY2019) **\$26,505,393.48**

Less SFY 2019 Appropriation including prior year encumbrances
Account 02-23-23-236010-12320000 **\$22,586,469.13**

Excess grant funds available to appropriate **\$3,918,924.35**

This Request **\$2,702,940.00**



State of New Hampshire

DEPARTMENT OF SAFETY
 OFFICE OF THE COMMISSIONER
 33 HAZEN DR. CONCORD, NH 03305
 603/271-2791

JOHN J. BARTHELMES
 COMMISSIONER

*Fiscal # FIS 18-066
 04-20-2018*

March 16, 2018

The Honorable Neal M. Kurk, Chairman
 Fiscal Committee of the General Court
 State House
 Concord, New Hampshire 03301

*CC# 28
 05-02-2018*

His Excellency, Governor Christopher T. Sununu
 and the Honorable Council
 State House
 Concord, New Hampshire 03301

Requested Action

1. Pursuant to RSA 14:30-a, VI, authorize the Department of Safety, Division of Homeland Security and Emergency Management (HSEM), to accept and expend Disaster Assistance funds in the amount of \$16,696,858.00 from the Federal Emergency Management Agency (FEMA) for DR-4316PA, March 2017 Severe Winter Storm; DR-4329PA, July Severe Storms and Flooding; and DR-4355PA October Severe Storms and Flooding. Effective upon Fiscal Committee and Governor and Council approvals through June 30, 2019. Funding source: 100% Federal Funds.

2. Pursuant to RSA 124:15, and contingent upon approval of Requested Action #1, authorize the Department of Safety, Division of HSEM, to establish one (1) class 59 temporary full-time Program Planner II (Labor Grade 21) position to assist with Public Assistance grant administration. Effective upon Fiscal Committee and Governor and Council approvals through June 30, 2019. Funding source: 100% Federal Funds.

Funds will be budgeted in an account titled Declared Disasters PA as follows:

02-23-23-236010-12320000 Dept. of Safety – Homeland Sec.-Emer. Mgmt. – Declared Disasters PA

| Class | Description | FY18 Current | | Revised FY18 |
|------------|------------------------------|----------------|-------------------|-------------------|
| | | Adj Authorized | Requested Action | Adj Authorized |
| 000-404805 | Federal Funds | (\$51,100.00) | (\$16,696,858.00) | (\$16,747,958.00) |
| 018-500106 | Overtime | \$0.00 | \$33,000.00 | \$33,000.00 |
| 020-500200 | Current Expenses | \$0.00 | \$18,500.00 | \$18,500.00 |
| 030-500311 | Equipment | \$0.00 | \$45,000.00 | \$45,000.00 |
| 037-500174 | Technology-Hardware | \$0.00 | \$23,000.00 | \$23,000.00 |
| 038-500177 | Technology-Software | \$0.00 | \$11,500.00 | \$11,500.00 |
| 040-500800 | Indirect Costs | \$0.00 | \$43,375.00 | \$43,375.00 |
| 041-500801 | Audit Fund Set Aside | \$100.00 | \$16,747.00 | \$16,847.00 |
| 050-500109 | Personal Service Temp Appoin | \$0.00 | \$163,000.00 | \$163,000.00 |
| 059-500117 | Temp Full-Time | \$0.00 | \$89,150.00 | \$89,150.00 |
| 060-500611 | Benefits | \$0.00 | \$90,574.00 | \$90,574.00 |
| 070-500705 | In-State Travel | \$0.00 | \$3,100.00 | \$3,100.00 |
| 072-500574 | Grants-Federal | \$51,000.00 | \$16,159,912.00 | \$16,210,912.00 |
| | Totals | \$51,100.00 | \$16,696,858.00 | \$16,747,958.00 |

The Honorable Neal M. Kurk, Chairman
Fiscal Committee of the General Court

His Excellency, Governor Christopher T. Sununu
and the Honorable Council
March 16, 2018
Page 2 of 3

Explanation

The Federal Emergency Management Agency (FEMA) Public Assistance Grant Program provides assistance to state and local government organizations and certain qualified private non-profit organizations to assist in responding to and recovering from federally declared disasters. To date, the State of New Hampshire has had three declared disasters since June 1, 2017, with six counties meeting declaration thresholds.

This request to accept \$16,696,858.00 represents the federal share of the public assistance and administrative cost allowances for the recipient and sub-recipients. The total amount is comprised of \$1,748,981.00 from DR-4316PA, March 2017 Severe Winter Storm; \$9,964,651.49 from DR-4329PA, July Severe Storms and Flooding; and \$4,983,225.51 from DR-4355PA, October Severe Storms and Flooding. Between the three disasters, numerous New Hampshire State Agencies, including the Department of Transportation, the Department of Environmental Services, the Department of Administrative Services, the Department of Health and Human Services, the Department of Corrections, the Department of Natural and Cultural Resources, the Department of Fish and Game, and the Department of Safety, along with over 100 New Hampshire municipalities and multiple private nonprofit organizations that provide critical and essential services are expected to apply for supplemental assistance with the Federal Emergency Management Agency.

The funding mechanism is 75-85% Federal and 15-25% State/Local share. The 15-25% required match for State Agency projects will be paid from existing budgeted appropriations or an additional request for these funds will be made through the State Legislature. The local share is the responsibility of the local applicant. Indirect costs are budgeted based only on the Recipient Administration portion of the funds, as all other funds are considered pass-through funds and are not subject to indirect costs.

The funds are to be budgeted as follows:

The funds in Class 018, Overtime, will be used to pay overtime costs associated with evening meetings, workshops, project monitoring, and administration.

The funds in Class 020, Current Expenses, will be used for supplies, materials, and operating expenses associated with administering disaster assistance projects.

The funds in Class 030, Equipment New/Replacement, will be used to purchase office equipment and a storage container identified as necessary with administration of the funds.

The funds in Class 037, Technology-Hardware, will be used to purchase computer equipment for HSEM staff to manage the disasters.

The funds in Class 038, Technology-Software, will be used to purchase software for HSEM staff to manage the disasters.

The funds in Class 040, Indirect Costs, will be used to pay state indirect costs.

The funds in Class 041, Audit fund Set Aside, will be used to pay audit fund set aside expense.

The funds in Class 050, Personal Service-Temp/Appoin, will be used to pay the salaries for existing temporary part-time positions.

The funds in Class 059, Temp Full Time, will be used to pay the salaries for one new full-time temp position.

The funds in Class 060, Benefits, will be used to pay benefits costs associated with overtime and temporary personnel.

The funds in Class 070, In-State Travel, will be used to cover travel expenses associated with community visits.

The funds in Class 072, Grants-Federal, will be used for disaster assistance grants to communities and state agencies.

The Honorable Neal M. Kurk, Chairman
Fiscal Committee of the General Court

His Excellency, Governor Christopher T. Sununu
and the Honorable Council
March 16, 2018
Page 3 of 3

The following information is provided in accordance with the comptroller's instructional memorandum dated September 21, 1981.

- 1) *List of personnel involved:* one (1) new full-time temporary position titled Program Planner II (Labor Grade 21).
- 2) *Nature, Need, and Duration:* This position is needed to assist HSEM with Public Assistance grant administration. The proposed grant funding for this position ends on December 31, 2019.
- 3) *Relationship to existing agency programs:* This position will provide support to HSEM with grant administration.
- 4) *Has a similar program been requested of the legislature and denied?* No.
- 5) *Why wasn't funding included in the agency's budget request?* These funds were unanticipated at the time the budget was created.
- 6) *Can portions of the grant funds be utilized?* All grant funds must be used for eligible work within the declared disaster areas.
- 7) *Estimate the funds required to continue this position:* Funds for this position are estimated at \$159,611.00 for the duration of the grants through December 31, 2019.

There are no General funds required with this request. In the event that Federal funds are no longer available, General funds and/or Highway funds will not be requested to support this program.

Respectfully submitted,



for: John J. Barthelmes
Commissioner

Homeland Security and Emergency Management
Public Assistance Grant Program
Fiscal Situation

Federal Funds Awarded:

| | |
|---|------------------------|
| DR4139 July 2013 Flooding (Ongoing) | \$6,408,896.27 |
| DR4316 March 2017 Severe Winter Storm (3/14/2017-08/28/2019) | \$1,748,981.00 |
| DR4329 July 2017 Severe Storms and Flooding (7/1/2017-11/06/2019) | \$9,964,651.49 |
| DR4355 Oct 2017 Severe Storms and Flooding (Ongoing) | <u>\$4,983,225.51</u> |
| Total Grant Funds Awarded | \$23,105,754.27 |

| | |
|--|-------------------------|
| Less expenses in FY 2014 | (\$1,707,254.45) |
| Less expenses in FY 2015 | (\$2,179,709.84) |
| Less expenses in FY 2016 | (\$1,971,292.05) |
| Less expenses in FY 2017 | <u>(\$78,042.33)</u> |
| Total Prior Fiscal Year Actual Expenses | (\$5,936,298.67) |

Net Grant Funds Remaining as of July 1, 2017 (SFY2018) **\$17,169,455.60**

Less SFY 2018 Appropriation including prior year encumbrances
Account 02-23-23-236010-12320000 **(\$51,100.00)**

Excess grant funds available to appropriate **\$17,118,355.60**

This Request **\$16,696,858.00**

Date: 03/21/2018 16:04

**Federal Emergency Management Agency
Public Assistance Summary (S.5)
Disaster: FEMA-4316-NH**

Total Number of Records: 12

| Categories | Initial 100% | Current 100% | Total Requested (100% PWs) | Federal Share Requested | Amount Obligated Federal Share | Pending Obligation in IFMIS | On Hold (100%) |
|----------------------------|--------------|----------------|----------------------------|-------------------------|--------------------------------|-----------------------------|----------------|
| A.DEBRIS REMOVAL | \$0.00 | \$545,736.97 | \$427,020.75 | \$357,784.52 | \$276,965.24 | \$0.00 | \$0.00 |
| B.PROTECTIVE MEASURES | \$0.00 | \$42,130.57 | \$42,130.57 | \$31,597.92 | \$5,388.54 | \$0.00 | \$0.00 |
| C.ROADS & BRIDGES | \$0.00 | \$0.00 | \$0.00 | \$0.00 | \$0.00 | \$0.00 | \$0.00 |
| D.WATER CONTROL FACILITIES | \$0.00 | \$0.00 | \$0.00 | \$0.00 | \$0.00 | \$0.00 | \$0.00 |
| E.PUBLIC BUILDINGS | \$0.00 | \$58,781.27 | \$0.00 | \$0.00 | \$0.00 | \$0.00 | \$0.00 |
| F.PUBLIC UTILITIES | \$0.00 | \$1,662,460.97 | \$1,676,336.91 | \$1,257,252.69 | \$5,489.51 | \$0.00 | \$0.00 |
| G.RECREATIONAL OR OTHER | \$0.00 | \$5,000.00 | \$0.00 | \$0.00 | \$0.00 | \$0.00 | \$0.00 |
| Total PWs | \$0.00 | \$2,314,109.78 | \$2,145,488.23 | \$1,646,635.13 | \$287,843.29 | \$0.00 | \$0.00 |
| Grantee Admin Cost | | | \$0.00 | \$0.00 | \$0.00 | \$0.00 | \$0.00 |
| Subgrantee Admin Cost | | | \$0.00 | \$0.00 | \$0.00 | \$0.00 | \$0.00 |
| Z.STATE MANAGEMENT | | \$54,347.00 | \$13,587.00 | \$13,587.00 | \$0.00 | \$0.00 | \$0.00 |
| Total Administrative Cost | | \$54,347.00 | \$13,587.00 | \$13,587.00 | \$0.00 | \$0.00 | \$0.00 |
| Grand Total: | \$0.00 | \$2,368,456.78 | \$2,159,075.23 | \$1,660,222.13 | \$287,843.29 | \$0.00 | \$0.00 |

| | |
|---------------------------------|-------------------------|
| 100% Current Share (from above) | \$2,314,109.78 |
| Federal Share | 75% |
| | \$1,735,582.34 |
| Management Costs | 3.34% |
| | \$57,968.45 |
| Total | \$1,793,550.78 |
| Current Request | \$1,748,981.00 * |

Date: 03/21/2018 16:15

Federal Emergency Management Agency
Public Assistance Summary (S.5)
Disaster: FEMA-4329-NH

Total Number of Records: 12

| Categories | Initial 100% | Current 100% | Total Requested (100% PWs) | Federal Share Requested | Amount Obligated Federal Share | Pending Obligation in IFMIS | On Hold (100%) |
|----------------------------|--------------|-----------------|----------------------------|-------------------------|--------------------------------|-----------------------------|----------------|
| A.DEBRIS REMOVAL | \$0.00 | \$65,900.00 | \$0.00 | \$0.00 | \$0.00 | \$0.00 | \$0.00 |
| B.PROTECTIVE MEASURES | \$0.00 | \$225,419.98 | \$32,904.43 | \$24,678.32 | \$4,140.57 | \$0.00 | \$0.00 |
| C.ROADS & BRIDGES | \$0.00 | \$10,674,558.18 | \$997,434.19 | \$748,075.68 | \$0.00 | \$0.00 | \$0.00 |
| D.WATER CONTROL FACILITIES | \$0.00 | \$1,206,000.00 | \$0.00 | \$0.00 | \$0.00 | \$0.00 | \$0.00 |
| E.PUBLIC BUILDINGS | \$0.00 | \$100,104.77 | \$0.00 | \$0.00 | \$0.00 | \$0.00 | \$0.00 |
| F.PUBLIC UTILITIES | \$0.00 | \$444,645.00 | \$3,645.00 | \$2,733.75 | \$0.00 | \$0.00 | \$0.00 |
| G.RECREATIONAL OR OTHER | \$0.00 | \$140,321.34 | \$0.00 | \$0.00 | \$0.00 | \$0.00 | \$0.00 |
| Total PWs | \$0.00 | \$12,856,949.27 | \$1,033,983.62 | \$775,487.75 | \$4,140.57 | \$0.00 | \$0.00 |
| Grantee Admin Cost | | | \$0.00 | \$0.00 | \$0.00 | \$0.00 | \$0.00 |
| Subgrantee Admin Cost | | | \$0.00 | \$0.00 | \$0.00 | \$0.00 | \$0.00 |
| Z.STATE MANAGEMENT | | \$155,768.00 | \$38,942.00 | \$38,942.00 | \$0.00 | \$0.00 | \$0.00 |
| Total Administrative Cost | | \$155,768.00 | \$38,942.00 | \$38,942.00 | \$0.00 | \$0.00 | \$0.00 |
| Grand Total: | \$0.00 | \$13,012,717.27 | \$1,072,925.62 | \$814,429.75 | \$4,140.57 | \$0.00 | \$0.00 |

| | |
|---------------------------------|-----------------------|
| 100% Current Share (from above) | \$12,856,949.27 |
| Federal Share | 75% |
| | \$9,642,711.95 |
| Management Costs | 3.34% |
| | \$322,066.58 |
| Total | <u>\$9,964,778.53</u> |
| Current Request | \$9,964,651.49 * |

DR4355
INITIAL REQUEST

ENCLOSURE B TO MAJOR DISASTER REQUEST
Estimated Stafford Act Requirements for Public Assistance

| DAMAGE ASSESSMENT WORKSHEET | | | | | | | | | | | | | |
|-----------------------------|------------------|---------------------|--------------------|---------------|-------------------|------------------|---------------|--------------------------------------|------------------|---------------|--------------------|------------|-------|
| State | | \$1.46 | | | | | | | | | | | |
| County | | \$3.68 | | | | | | | | | | | |
| Date: | | 11/20/2017 | | | | | | | | | | | |
| Report #: | PUBLIC DAMAGE | | | | | | | | TOTAL | POP. '10 Est. | \$/CAP. | GOAL | |
| | A | B | C | D | E | F | G | \$/CAP. | | | | \$/CAP. | SHORT |
| Belknap County | \$170,443 | \$11,610 | \$29,288 | \$0 | \$0 | \$444,940 | \$0 | \$656,281 | 60,088 | 10.92 | 221,124 | 0 | |
| Carroll County | \$1,351 | \$0 | \$545,520 | \$0 | \$0 | \$0 | \$0 | \$547,871 | 47,818 | 11.46 | 175,970 | 0 | |
| Cheshire County | \$26,667 | \$0 | \$30,670 | \$0 | \$0 | \$0 | \$0 | \$57,337 | 77,117 | 0.74 | 283,791 | (226,454) | |
| Coos County | \$0 | \$0 | \$769,917 | \$0 | \$0 | \$0 | \$0 | \$769,917 | 33,055 | 23.29 | 121,642 | 0 | |
| Grafton County | \$0 | \$0 | \$2,319,117 | \$0 | \$0 | \$0 | \$0 | \$2,319,117 | 89,118 | 26.02 | 327,954 | 0 | |
| Hillsborough County | \$0 | \$0 | \$487,997 | \$0 | \$0 | \$0 | \$0 | \$487,997 | 400,721 | 1.22 | 1,474,653 | (986,657) | |
| Merrimack County | \$66,702 | \$0 | \$319,021 | \$0 | \$0 | \$92,851 | \$594 | \$479,168 | 146,445 | 3.27 | 538,018 | (59,750) | |
| Rockingham County | \$16,225 | \$0 | \$104,578 | \$0 | \$0 | \$0 | \$0 | \$120,803 | 295,223 | 0.41 | 1,036,421 | (965,618) | |
| Strafford County | \$0 | \$0 | \$33,500 | \$0 | \$0 | \$0 | \$0 | \$33,500 | 123,143 | .27 | 453,166 | (419,667) | |
| Sullivan County | \$85,217 | \$0 | \$23,408 | \$0 | \$0 | \$308,800 | \$133 | \$417,558 | 43,742 | 9.55 | 160,971 | 0 | |
| State Agencies | \$0 | \$0 | \$0 | \$0 | \$0 | \$0 | \$0 | \$0 | State POP | \$/CAP. | \$1.46/CAP | SHORT | |
| Totals | \$366,605 | \$11,610 | \$4,664,016 | \$0 | \$0 | \$846,591 | \$727 | \$5,880,549 | 1,316,470 | 4.47 | \$1,922,046 | \$0 | |
| NOTES: | DEBRIS CLEARANCE | PROTECTIVE MEASURES | ROAD SYSTEM | WATER CONTROL | BUILDINGS & EQUIP | PUBLIC UTILITY | PARKS & OTHER | 1,316,470 State Population Check Sum | | | | | |
| Percentages | 6.22% | 0.20% | 79.19% | 0.00% | 0.00% | 14.37% | 0.01% | | | | | | |

DR4355
ADD-ON


ENCLOSURE B TO MAJOR DISASTER REQUEST

Estimated Stafford Act Requirements for Public Assistance

DAMAGE ASSESSMENT WORKSHEET

| Date: 1-30-2018 | PUBLIC ASSISTANCE | | | | | | | TOTAL | POP. '10 | S/CAP. |
|--------------------------|-------------------|----------|-----------|-----|-----|----------|----------|-----------|----------|---------|
| | A | B | C | D | E | F | G | | | |
| Starrinock County | | | | | | | | | | |
| Albany | \$ | \$ | \$ | \$ | \$ | \$ | \$ | 58 | 4,377 | \$0.00 |
| Andover | \$ | \$ | \$22,737 | \$ | \$ | \$ | \$ | 351,737 | 2,371 | \$23.09 |
| Barnstable | \$ | \$ | \$ | \$ | \$ | \$ | \$ | 50 | 3,965 | \$0.00 |
| Berk | \$20,708 | \$ | \$ | \$ | \$ | \$ | \$ | 220,708 | 3,219 | \$3.73 |
| Bradford | \$ | \$ | \$ | \$ | \$ | \$ | \$ | 10 | 1,630 | \$0.00 |
| Chatham | \$ | \$ | \$ | \$ | \$ | \$ | \$ | 10 | 2,752 | \$0.00 |
| Cheshire | \$ | \$ | \$130,817 | \$ | \$ | \$ | \$ | 130,817 | 2,523 | \$51.85 |
| Crowley | \$ | \$ | \$ | \$ | \$ | \$ | \$ | 10 | 22,092 | \$0.00 |
| Danvers | \$ | \$ | \$59,824 | \$ | \$ | \$ | \$ | 59,824 | 1,164 | \$50.54 |
| Dartmouth | \$ | \$ | \$ | \$ | \$ | \$ | \$ | 10 | 2,248 | \$0.00 |
| Essex | \$ | \$ | \$ | \$ | \$ | \$ | \$ | 10 | 4,266 | \$0.00 |
| Franklin | \$ | \$ | \$ | \$ | \$ | \$ | \$ | 10 | 8,477 | \$0.00 |
| Hemlock | \$ | \$ | \$ | \$ | \$ | \$ | \$ | 10 | 4,836 | \$0.00 |
| High | \$ | \$ | \$74,638 | \$ | \$ | \$ | \$ | 74,638 | 1,040 | \$72.62 |
| Holkham | \$ | \$ | \$ | \$ | \$ | \$ | \$ | 10 | 13,451 | \$0.00 |
| Horton | \$ | \$ | \$ | \$ | \$ | \$ | \$ | 10 | 3,589 | \$0.00 |
| London | \$ | \$ | \$ | \$ | \$ | \$ | \$ | 10 | 5,217 | \$0.00 |
| North | \$ | \$ | \$ | \$ | \$ | \$ | \$ | 10 | 2,072 | \$0.00 |
| New London | \$14,338 | \$3,340 | \$ | \$ | \$ | \$ | \$ | 17,678 | 4,391 | \$1.34 |
| Northfield | \$ | \$ | \$ | \$ | \$ | \$ | \$ | 10 | 4,829 | \$0.00 |
| Pendleton | \$10,674 | \$ | \$ | \$ | \$ | \$ | \$ | 10,674 | 2,115 | \$1.59 |
| Pittsfield | \$ | \$ | \$ | \$ | \$ | \$ | \$ | 10 | 4,106 | \$0.00 |
| Salisbury | \$ | \$ | \$ | \$ | \$ | \$ | \$ | 10 | 1,382 | \$0.00 |
| South | \$ | \$ | \$ | \$ | \$ | \$ | \$ | 10 | 1,837 | \$0.00 |
| Warren | \$3,001 | \$ | \$ | \$ | \$ | \$ | \$ | 3,001 | 2,833 | \$1.77 |
| Webster | \$6,190 | \$ | \$ | \$ | \$ | \$ | \$ | 6,190 | 1,872 | \$3.47 |
| Wilket | \$ | \$ | \$14,005 | \$ | \$ | \$ | \$ | 14,005 | 1,358 | \$10.31 |
| NIIELEC CORP | \$41,916 | \$ | \$ | \$ | \$ | \$92,851 | \$ | \$134,767 | | |
| NIIDOT | \$ | \$ | \$ | \$ | \$ | \$ | \$30,000 | \$30,000 | | |
| Conservation | \$ | \$ | \$ | \$ | \$ | \$ | \$ | 10 | | |
| Inland Fisheries & Wild | \$ | \$ | \$ | \$ | \$ | \$ | \$ | 10 | | |
| NIIEVA | \$ | \$14,722 | \$ | \$ | \$ | \$ | \$ | \$14,722 | | |
| County Totals | \$96,127 | \$18,082 | \$243,826 | \$0 | \$0 | \$92,851 | \$30,000 | \$540,086 | 148,445 | \$3.69 |
| NIIEB: | PDA | | | | | | Cost | \$578,911 | 30 | Short |

| | |
|---|-----------------------|
| 100% Current Share of Initial Declaration | \$5,889,549.00 |
| 100% Current Share of Add-on | \$540,086.00 |
| | <u>\$6,429,635.00</u> |
| Federal Share | 75% |
| | \$4,822,226.25 |
| Management Costs | 3.34% |
| | \$161,062.36 |
| Total | <u>\$4,983,288.61</u> |
| Current Request | \$4,983,225.51 * |



Date: 01/23/2017 17:41

Federal Emergency Management Agency
Public Assistance Summary (S, S)
Disaster: FEMA-4139 *

Total Number of Records: 12

| Categories | Initial 100X | Current 100X | Total Requested (100X PWs) | Federal Share Requested | Amount Obligated Federal Share | Pending Obligation in IFMIS | On Hold (100X) |
|-----------------------------|----------------|----------------|----------------------------|-------------------------|--------------------------------|-----------------------------|----------------|
| A. DEBRIS REMOVAL | \$29,500.00 | \$141,446.13 | \$141,446.13 | \$106,084.60 | \$106,084.60 | \$0.00 | \$0.00 |
| B. PROTECTIVE MEASURES | \$267,602.00 | \$186,635.31 | \$186,635.31 | \$139,976.50 | \$139,976.50 | \$0.00 | \$0.00 |
| C. ROADS & BRIDGES | \$5,733,698.00 | \$7,778,232.55 | \$7,778,232.55 | \$5,833,674.45 | \$5,833,674.45 | \$0.00 | \$0.00 |
| D. WATER CONTROL FACILITIES | \$0.00 | \$0.00 | \$0.00 | \$0.00 | \$0.00 | \$0.00 | \$0.00 |
| E. PUBLIC BUILDINGS | \$72,000.00 | \$24,293.37 | \$24,293.37 | \$18,220.03 | \$18,220.03 | \$0.00 | \$0.00 |
| F. PUBLIC UTILITIES | \$0.00 | \$0.00 | \$0.00 | \$0.00 | \$0.00 | \$0.00 | \$0.00 |
| G. RECREATIONAL OR OTHER | \$150,000.00 | \$357,834.25 | \$357,834.25 | \$268,375.69 | \$268,375.69 | \$0.00 | \$0.00 |
| Total PWs | \$6,252,800.00 | \$8,488,441.61 | \$8,488,441.61 | \$6,366,331.27 | \$6,366,331.27 | \$0.00 | \$0.00 |
| Grantee Admin Cost | | | \$0.00 | \$0.00 | \$0.00 | \$0.00 | \$0.00 |
| Subgrantee Admin Cost | | | \$0.00 | \$0.00 | \$0.00 | \$0.00 | \$0.00 |
| Z. STATE MANAGEMENT | | \$235,154.00 | \$42,565.00 | -\$42,565.00 | \$42,565.00 | \$0.00 | \$0.00 |
| Total Administrative Cost | | \$235,154.00 | \$42,565.00 | \$42,565.00 | \$42,565.00 | \$0.00 | \$0.00 |
| Grand Total: | \$6,252,800.00 | \$8,723,595.61 | \$8,531,006.61 | \$6,408,896.27 | \$6,408,896.27 * | \$0.00 | \$0.00 |

Current Cost Estimate Notes

7/21/2016 Update current 100% to equal total requested 100% Cat C and G for spend plan-A. Galluzzo 8/27/2015 adjust current 100% for the spend plan. current 100% to equal total requested 100% for cat G. -A. Galluzzo 7/21/2014 Reduce Cat A current 100% to equal total requested. all Cat A pw's are awarded and closed. -A. Galluzzo 4/18/2014 increase Current 100% Cat C to equal Total Requested 100% Cat C. -A. Galluzzo 3/21/2014 Increase Current 100% Cat C to equal Total Requested 100% Cat C. -A. Galluzzo 2/24/2014 Update current 100% to equal Total Requested 100%, Cat A, C, and E were increased, Cat G was decreased. -A. Galluzzo 1/23/2014 Increase Current 100% cat B to equal Total Requested 100%. -A. Galluzzo

Public Assistance Summary (S.5)
 Count: Applicants - 22
 Subdivisions - 0

| Type of Applicant | APPLICANTS | | | | SUBDIVISIONS | | |
|--|-------------------|-----------|------------|----------|---------------------|----------|------------|
| | No. of Applicants | Elig | | | No. of Subdivisions | Elig | |
| | | Eligible | Ineligible | Unknown | | Eligible | Ineligible |
| Nonprofit with 501C3 IRS Status (Other than Institution of Higher Education) | 2 | 2 | 0 | 0 | 0 | 0 | 0 |
| State Government | 2 | 2 | 0 | 0 | 0 | 0 | 0 |
| City or Township Government | 18 | 18 | 0 | 0 | 0 | 0 | 0 |
| Totals: | 22 | 22 | 0 | 0 | 0 | 0 | 0 |

| | | | | |
|---------------------------------------|----|------------------------------------|-----------------------------|-----------|
| Number of RPAs in Eligibility Review: | 0 | | | |
| Number of Open RPA | 2 | Number of Closed RPAs: | | 20 |
| CAF Projected Large Projects: | 13 | Override Projected Large Projects: | | 0 |
| CAF Projected Small Projects: | 66 | Override Projected Small Projects: | | 0 |
| No. of PW Change Requests | 0 | By Subgrantees | By Grantees | By FEMA |
| | | 0 | 0 | 19 |
| No. of PWs | 0 | Eligible Non-Zero Unobligated | Ineligible Zero Unobligated | Obligated |
| | | 0 | 1 | 78 |
| | | | | Total |
| | | | | 79 |