



The State of New Hampshire
Department of Environmental Services

Thomas S. Burack, Commissioner



Rep. Leigh A. Webb, Chairman

Oil Fund Disbursement Board

November 24, 2014

Her Excellency, Governor Margaret Wood Hassan
and the Honorable Council
State House
Concord, New Hampshire 03301

REQUESTED ACTION

Pursuant to RSA 146-D:5, II, RSA 146-E:7, RSA 146-F:6, and RSA 146-G:9, accept the 2014 annual report of the Oil Fund Disbursement Board (Board).

EXPLANATION

The Board hereby submits its annual report on the status of the New Hampshire Petroleum Cleanup Fund Program for the State Fiscal Year ended June 30, 2014. A separate table titled, "N.H. Petroleum Cleanup Reimbursement Funds Summary," lists the various funds, import fees, typical annual revenues, fund type and use, balance as of June 30, 2014, and budget for FY 2015.

The reimbursement fund program has a history of service to New Hampshire citizens, in providing financial resources to remedy environmental impacts due to releases of petroleum product. See Table 2 – Total Cleanup Costs by Community as of June 30, 2014, in the annual report appendix. The program includes three petroleum storage facility funds: the Oil Discharge & Disposal Cleanup Fund, the Fuel Oil Discharge Cleanup Fund, and the Motor Oil Discharge Cleanup Fund. The three funds operate as comprehensive excess insurance that protects facility owner assets and ensures timely and cost-effective cleanup of petroleum contamination. In addition to protecting public health and the environment, the funds play a significant and important role in economic development.

A fourth fund, the Gasoline Remediation & Elimination of Ether (GREE) Fund under RSA 146-G provides financial assistance for the problem of methyl tertiary-butyl ether ("MtBE") contamination. MtBE impacts owners of public and private water supply wells statewide, despite a ban on the gasoline additive that was effective January 1, 2007. It is important to note that the Petroleum Cleanup Fund Program, including the GREE Fund, principally covers cleanup work for on-going projects and a limited number of new projects. In addition to, and separate from, the funds administered by the Board, new funding resulting from settlement of the State's 2003 MtBE lawsuit is being used for contamination investigation and cleanup, water supply monitoring, and to address impacted drinking water supplies.

The Fuel Oil Discharge Cleanup Fund (FODCF) is available for heating oil contamination cleanup and replacement of substandard on-premise-use heating oil storage tank systems. The tank replacement program for low-income homeowners is part of our efforts to reduce the incidence of heating oil releases to the environment and thus reduce cleanup expenses. In its December 2009 report to the Fiscal Committee, the Legislative Budget Assistant concluded that the FODCF is "effective and




functioning as intended,” but insufficient revenues caused delays in cleanup project completion and restricted use of the tank replacement program.

After three years of temporary import fee adjustments, in 2013 HB 185-FN was enacted into law making a 1.25¢ per gallon import fee permanent for FY 2014 forward. This has stabilized program revenues allowing previously-delayed cleanup and tank replacement work to be completed, and will allow restoring the program operating budget to a level more consistent with services demand.


In 2014, HB 1229-FN was enacted into law, extending the lapse dates of the Oil Discharge and Disposal Cleanup Fund (ODDCF) established under RSA 146-D and the GREE Fund to July 1, 2025. This ensures the continued availability of these important funds needed to complete cleanup work at hundreds of locations.

The Board and DES monitor fund program revenues and expenses and prioritize cleanup projects in consideration of public health/environmental risk, demand, and availability of funds. DES personnel work diligently to assist owners of contaminated public and private water supply wells, and to bring cleanup projects to regulatory closure. We also direct significant effort toward petroleum storage facility owner/operator outreach and training for release prevention. However, existing groundwater contamination in many areas of the state will be slow to degrade, and new contamination projects will still be discovered in future years despite highly effective release prevention efforts. Thus, continuation of the Petroleum Cleanup Fund Program and adequate program funding are vital to protect public health and environmental quality in New Hampshire.

We respectfully request your acceptance of this report.



Rep. Leigh A. Webb, Chairman
Oil Fund Disbursement Board



Thomas S. Burack, Commissioner
Dept. of Environmental Services

Attachments

cc: Hon. Chuck Morse, President of the Senate
Hon. Terie Norelli, Speaker of the House
Hon. Bob Odell, Chair Senate Energy & Natural Resources Committee
and Senate Ways & Means Committee
Hon. Shannon Chandley, Chair House Resources, Recreation & Development Committee
Hon. Susan Almy, Chair House Ways & Means Committee
Tammy Wright, Clerk of the Senate
Karen Wadsworth, Clerk of the House
N.H. State Library

N.H. PETROLEUM CLEANUP REIMBURSEMENT FUNDS SUMMARY - 2014 Annual Report

STATUTE	FUND NAME	PETROLEUM TYPE ¹	IMPORT FEE PER GALLON	FY 2014 REVENUES	FUND TYPE ²	FUND USE	FUND BALANCE 6/30/14	ANNUAL BUDGET FY 2015 ³
RSA 146-D Effective 7/1/1988	Oil Discharge and Disposal Cleanup Fund (ODDCF)	Gasoline & Diesel fuel	1.25¢ on Gasoline 1.5¢ on Diesel fuel	\$11,748,101	Financial responsibility (Excess insurance)	Cleanup of regulated motor fuel USTs and ASTs	\$1,628,178	\$12,626,024
RSA 146-E Effective 8/28/1993	Fuel Oil Discharge Cleanup Fund (FODCF)	Heating oil	1.25¢	\$2,904,971	Excess insurance for cleanup	Cleanup of heating oil facilities Replacement of low-income homeowner heating oil tanks	\$1,617,401	\$2,100,762
RSA 146-F Effective 7/1/1995	Motor Oil Discharge Cleanup Fund (MODCF)	Motor oil	4.0¢	\$211,275	Excess insurance	Cleanup of motor oil storage facilities	\$448,673	\$277,037
RSA 146-G Effective 7/1/2001	Gasoline Remediation & Elimination of Ethers (GREE) Fund	Gasoline	0.25¢	\$1,332,822	Remediation of gasoline ether contamination ("MtBE")	Public water supply monitoring & cleanup of MtBE source properties	\$1,120,633	\$2,154,761
							Total:	\$17,158,584

NOTES:

1. Petroleum type indicates the type of petroleum on which the import fee is assessed and/or the nature of the facility or petroleum release which can be addressed by the fund.
2. Financial responsibility for cleanup costs and third-party damages is required for all motor fuel underground storage tanks. The ODDCF is a USEPA-approved financial responsibility mechanism for underground storage tanks in New Hampshire. The ODDCF, FODCF, and MODCF operate as excess insurance funds. The GREE fund operates as a remediation fund only. This fund is available to owners of public and private water supplies who incur costs for periodic monitoring and for replacement of contaminated supplies, and owners of sites that are a source of gasoline ether contamination. The fund is also available to pay NHDES contractor costs for providing temporary potable water and performing investigations to determine sources of gasoline ether contamination.
3. Annual budgets include contamination cleanup funding and program management and administrative costs. Management and administrative costs are allocated to each fund based on activity.

STATE OF NEW HAMPSHIRE

Petroleum Reimbursement Fund Program
RSA 146-D, RSA 146-E, RSA 146-F, and RSA 146-G

2014
Annual
Report



Oil Fund Disbursement Board

August 25, 2014

EXECUTIVE SUMMARY

Pursuant to RSA 146-D:5, II, RSA 146-E:7, RSA 146-F:6 and RSA 146-G:9, this document presents the Annual Report of the Oil Fund Disbursement Board on the Oil Discharge and Disposal Cleanup Fund, Fuel Oil Discharge Cleanup Fund, Motor Oil Discharge Cleanup Fund and Gasoline Remediation & Elimination of Ethers Fund for the Fiscal Year (FY) ending June 30, 2014. The report includes fund program background and objectives, FY 2014 activity, current and historic financial activity, and revenue and expense projections for the next two fiscal years. The report and related program information is available at:

<http://des.nh.gov/organization/divisions/waste/orcb/fms/prfp/orcb/fms/prfp/index.htm>

Rep. Leigh A. Webb, Chairman
Kevin A. Sheppard, P.E., Vice Chairman
Sen. Bob Odell
Sen. Jeffrey Woodburn
Rep. Karen Ebel
Thomas Klemm
James E. Robertson
Ronald R. Poirier
Thomas J. Frawley
Dana Jones
Scott R. Bryer, CPA
Michael J. Wimsatt, P.G.

Oil Fund Disbursement Board – RSA 146-D: 4, I
August 25, 2014

TABLE OF CONTENTS

	<u>Page</u>
Program Background	1
Objectives & Activity	2
Community Assistance & Economic Development	2
Program Recognition	2
Legislation, Rulemaking & Related Activity	3
Cleanup Project Activity	3
Financial Activity	4
Management Discussion of Income & Expenses	
Operating Revenues	
Program Management & Administrative Costs	
Cleanup Expenses	
Release Prevention/Research Expenses	
Total Available Funds	
Appendix	8
Table 1 – Historic Financial Performance	A-1
Table 2 - Total Cleanup Costs by Community as of June 30, 2014	A-2
Table 3 - Distribution of Cleanup Projects as of June 30, 2014	A-4
Table 4 - Cleanup Projects In-Progress by Community as of June 30, 2014	A-5
Table 5 - Fiscal Year Comparative Financial Performance	A-35
Table 6 - Projected Financial Performance	A-36
Figure 1 - Distribution of Total Cleanup Costs by Fund as of June 30, 2014	A-37
Figure 2 - FY 2014 Revenues & Expenses by Fund	A-38

Program Background

The New Hampshire Petroleum Fund Program is a financial assistance program for owners of petroleum storage facilities, owners of public and private water supplies, and owners of properties identified as a source of gasoline ether contamination - typically methyl tertiary-butyl ether (MtBE). The program includes four separate dedicated funds authorized by state statute for the cleanup of petroleum contamination. These funds are: the Oil Discharge & Disposal Cleanup Fund authorized by RSA 146-D, the Fuel Oil Discharge Cleanup Fund authorized by RSA 146-E, the Motor Oil Discharge Cleanup Fund authorized by RSA 146-F, and the Gasoline Remediation & Elimination of Ethers Fund authorized by RSA 146-G.

The RSA 146-D fund was enacted into law in July 1988, and program operations began in 1990. The other three funds were added to the program in subsequent years, the most recent being the gasoline ether fund in July 2001. The fund program serves New Hampshire citizens by providing financial resources to protect public health, remedy environmental impacts, and avoid financial hardship.

The RSA 146-D, E & F funds provide "excess insurance" coverage for owners of underground storage tank (UST) facilities, owners of above ground storage tank (AST) facilities, owners of on-premise-use heating oil facilities (primarily residential properties), and owners of land where facilities are or were located. Under federal and state regulations, UST owners are required to demonstrate financial responsibility (FR) for contamination cleanup. The RSA 146-D fund satisfies both

the federal and state FR requirement. To qualify for state fund coverage, facilities must be in compliance with all applicable state and federal rules for operation and maintenance, and thus provides an incentive to reduce the risk of releases. Out-of-use facilities must be properly closed, which is typically accomplished by removal from the property. Together, these three funds comprise a comprehensive excess insurance program that protects facility owners from financial devastation and ensures timely and cost-effective cleanup of petroleum contamination. Owners of petroleum storage facilities may request reimbursement for cleanup costs incurred due to facility releases.

In addition, under RSA 146-E, low-income homeowners may receive up to \$1,500 in funds for repair or replacement of substandard on-premise-use fuel oil storage tank systems, to prevent releases and avoid cleanup expenses.

The RSA 146-G fund was enacted in 2001 to specifically address the problem of MtBE contamination in public and private drinking water supply wells throughout the state. Although MtBE was banned as a gasoline fuel additive effective January 1, 2007, it remains a significant contaminant of concern in groundwater.

The fund program is administered by the Oil Fund Disbursement Board (Board), which is composed of twelve members representing the N.H. Legislature, the petroleum industry, state agencies and the general public. The Board is administratively attached to the Department of Environmental Services (DES), which performs program support services. The Board meets regularly to

approve activity reports, review policies and procedures, consider rule waiver requests and hear appeals.

Reimbursements from the Oil Discharge & Disposal Cleanup Fund (ODDCF), the Fuel Oil Discharge Cleanup Fund (FODCF), the Motor Oil Discharge Cleanup Fund (MODCF) and the Gasoline Remediation & Elimination of Ethers (GREE) Fund are subject to N.H. Administrative Rules Chapter Odb 400 and Board policies.

Objectives & Activity

The Board and DES work cooperatively to ensure that the purpose and goals established by statute for each fund are met, which are protection of public health and the environment through the funding of cleanup activities for petroleum contamination in soil and water, and funding of activities to prevent releases that cause petroleum contamination. DES program staff work to move cleanup projects toward regulatory closure in a timely manner. This activity includes review and approval of cleanup work scopes and budgets, activity reports, and reimbursement requests. In a typical month, DES staff will review and approve 70 work scopes/budgets, 200 cleanup activity reports and 190 reimbursement requests ranging from under \$1,000 to over \$200,000. Whenever possible, innovative and performance-based strategies are employed to improve cleanup results and decrease the time to complete regulatory closure of a project.

The Board oversees financial management of the funds including development and implementation of rules, policies and procedures for fund eligibility and reimbursement request processing. In its

efforts, the Board may employ independent auditors or consultants, and relies on the Department of Justice for legal counsel.

Community Assistance & Economic Development

Since program inception, \$251,980,232 has been disbursed from the funds to individuals, small and large business owners, political subdivisions and State agencies for cleanup cost reimbursement, with comparatively low program management and administrative costs. Petroleum storage facility owners or individuals in nearly every community have received fund program cleanup cost assistance. In addition, \$3,676,231 has been disbursed to low-income homeowners for fuel oil release prevention. See Tables 1 and 2 in the Appendix.

The funds provide a direct benefit in protecting public health, and in environmental damage prevention and restoration. Further, the program provides ancillary economic development benefits by offsetting unplanned costs that would otherwise be incurred by property owners and by encouraging property revitalization and reuse. Numerous blighted properties in the State have been successfully redeveloped, including municipally-owned properties, due to cleanup cost funding which often facilitates/leverages private development funds. Properties with low taxable value due to contamination are restored to productive use.

Program Recognition

The New Hampshire petroleum fund program continues to receive high marks from USEPA, consulting engineers, petroleum industry

representatives, and facility owners. New Hampshire has achieved nearly 100% regulatory compliance in its efforts to remove or upgrade substandard underground storage tanks to prevent releases. Therefore, the risk of financial impact to the ODDCF is greatly reduced versus when the program began and the rate of releases was much greater. Our compliance performance places us at the top tier nationally among the states.

Completing regulatory closure of existing FODCF, ODDCF, and GREE Fund cleanup projects depends on adequate revenues. In addition, the fuel oil Safetank Release Prevention Program can greatly reduce future cleanup expenses if there are sufficient FODCF revenues. Thus, the Board and DES work to ensure continuous improvement in management of the four funds, and make recommendations to the Governor and Legislature on addressing future revenue needs for this vital program.

Legislation, Rulemaking & Related Activity

In 2014 HB 1229-FN passed, extending the ODDCF and GREE Fund lapse dates to July 1, 2025, and providing an additional \$500,000 in cleanup cost coverage under the ODDCF.

The most recent revisions to the fund program rules under N.H. Administrative Rules Chapters Odb 100, 200 and 400 were adopted in September 2011, December 2013 and April 2014. The program guidance manual was updated and re-published in January 2012, and provides comprehensive information on accessing the reimbursement funds. Another

update is planned for early 2015. The manual is available at:

<http://des.nh.gov/organization/divisions/waste/orcb/fms/prfp/orcb/fms/prfp/index.htm>

Cleanup Project Activity

For a typical project, the sequence of "phased" cleanup work from discovery of a release through regulatory closure is: Emergency Services, Initial Response, Site Characterization, Site Investigation, Remedial Plan, Remedial Plan Implementation and finally, Monitoring. (Monitoring may also occur at projects where remediation is delayed or postponed due to limited availability of funds.) The nature of the product released dictates the type of work needed to complete cleanup. A gasoline release will spread further in environmental media such as soil and groundwater hence, a comprehensive site investigation is usually required prior to remedial plan development and remedial plan implementation. In contrast, contamination from a fuel oil release is frequently limited to soil. Therefore, fuel oil cleanup work typically occurs under the Initial Response phase, and these projects move more quickly to regulatory closure without a comprehensive site investigation.

The majority of cleanup work currently funded under the ODDCF is associated with releases of gasoline and diesel products from regulated USTs, reported during the period from the late 1980s through December 1998. After 1998, most operating facility owners achieved substantial compliance with regulations and the number

of new releases significantly decreased. Vapor-related releases, with MtBE as the principal contaminant of concern, also contributed to the current active project population with groundwater impacts.

ODDCF cleanup expenses from 1990 through the present were fairly evenly distributed among the Initial Response, Site Investigation, Remedial, and Monitoring phases as new projects were initiated and existing projects closed. There are 620 active ODDCF-eligible projects with 10 new projects reported in FY 2014. In future years, the percentage of remedial costs will increase as regulatory closure of active projects is completed, and the discovery of new releases requiring investigation diminishes for regulated AST and UST facilities.

In comparison, the majority of work under the FODCF was associated with releases from residential fuel oil tanks, with 57% of expenses for Initial Response. There are 139 active, FODCF-eligible projects with 111 new on-premise-use fuel oil tank releases reported in FY 2014.

Activity under the MODCF is more limited due to fewer reported releases. There are 12 active projects in the investigation, remediation and monitoring phases. For the GREE Fund, there are 63 active projects also in the investigation, remediation and monitoring phases, including 7 public water supplies on increased monitoring due to MtBE found during routine annual sampling.

Table 3 and Figure 1 in the Appendix, respectively, provide cleanup project

statistics and illustrate the historic distribution of cleanup project costs for purposes of comparison among the four funds. Table 4 in the Appendix provides a detailed list of in-progress cleanup projects by community.

Financial Activity

Management Discussion of Income and Expenses: Annual operating revenue to the ODDCF, FODCF and MODCF is provided through import fees on petroleum products collected by the Department of Safety. Annual operating revenue to the GREE Fund is provided through transfers from the ODDCF. Each fund has a balance “ceiling and floor” established by statute, such that import fee collections are suspended when the ceiling is reached and collections resume when the balance is paid-down to the floor. However, with the possible exception of the MODCF, current and future demand for program funds will likely preclude reaching the ceilings. Ensuring that sufficient funds are available to support present and future cleanup projects is a primary focus of program planning.

Fund program financial operations follow the State FY calendar of July 1st to June 30th, and the state biennium budget cycle.

The Board is pleased to report the majority of program revenues are directed to achieving established goals and objectives, while (historic) overall program management and administrative costs for the four-fund program are 11.1% of total expenses. DES supervisory, project management, facility compliance and administrative staff are able to work under all four funds on a program

basis, through the use of a single administrative expense account that is supported by the four funds. This shared approach provides more efficient use of day-to-day staff-hour resources. Overtime and compensatory time is also available to provide additional staff-hours as needed to meet peak workload demands, versus maintaining sufficient full-time staff to cover all potential workload demands. In FY 2014, DES staff processed cleanup and release prevention reimbursements and managed cleanup work totaling \$13,548,024.

Operating Revenues: ODDCF revenues increased 2% from \$11,569,347 in FY 2013 to \$11,748,101 in FY 2014. A level or slowly increasing motor fuel import trend would reasonably be expected due to State population growth being offset by increasing vehicle fuel efficiency. Retail price fluctuation of gasoline and diesel fuel may influence imports in future years and the impacts cannot be fully predicted. DES has re-prioritized many cleanup projects to optimize available revenues, and maintain a minimum fund balance for contingencies. The ODDCF balance decreased 41% from \$2,775,497 at the end of FY 2013 to \$1,628,178 at the end of FY 2014, due to steady demand for cleanup project funding and increased administrative expenses.

FODCF revenues increased 43% from \$2,029,136 in FY 2013 to \$2,904,971 in FY 2014, primarily due to the 0.25¢ import fee increase and persistent winter weather. Historically, FODCF revenues are seasonally-dependent and fuel oil price-sensitive. Since FY 2005, FODCF revenues have generally declined with decreasing

imports due to changing weather patterns and conversion to alternate heating fuels. However, imports may be stronger in a given year as occurred in FY 2014. Since the FODCF balance increased from \$265,602 at the end of FY 2013 to \$1,617,401 at the end of FY 2014, a FY 2015 operating budget increase can be requested.

MODCF revenues decreased 11% from \$237,064 in FY 2013 to \$211,275 in FY 2014. However, FY 2014 revenue is still consistent with expected averages and is sufficient to support program activities provided no new large cleanup projects are identified. The fund balance increased 8% from \$413,588 at the end of FY 2013 to \$448,673 at the end of FY 2014, due to a decrease in cleanup project expenses.

Reported GREE Fund revenues decreased 25% from \$1,785,633 in FY 2013 to \$1,332,824 in FY 2014. However, this was due to a \$441,036 transfer not being completed in FY 2014 that will instead be included with FY 2015. Thus, actual revenues were \$1,773,860, a decrease of 0.7%. Investigation and remediation projects are in progress for which the current fund balance and annual revenues are allocated. Total GREE Fund revenues cannot address the entire problem of MtBE contamination remaining statewide. The fund supports specific cleanup projects, maintenance-level services to investigate and monitor contamination levels, and alternate water where on-site water supply wells are contaminated. The fund balance decreased 16% from \$1,329,015 at the end of FY 2013 to \$1,120,633 at the end of FY 2014.

Program Management & Administrative Costs: Total program management and administrative cost allocations rose from \$2,457,453 in FY 2013 to \$2,587,341 in FY 2014, due to general increases in personnel and operating expenses. However, as noted previously, overall historic program management and administrative costs are 11.1% of total expenses. Administrative cost allocation budgets for FY 2015 are based on an assumption that all positions remain filled, and applying conservative estimates for operating expenses and inter-agency transfers for program support costs. In addition, the Board share of DES contaminated site management costs and related expenses is expected to increase in FY 2015 due to level funding in federal grants.

Cleanup Project Expenses: ODDCF cleanup project expenses decreased 6% from \$11,899,414 in FY 2013 to \$11,166,197 in FY 2014, but demand is expected to remain steady due to remediation projects. Such projects take time to complete all needed preliminary investigations, cost analysis, planning, design, and bidding (if applicable.) Thus, total cleanup project expenses may increase or decrease from year-to-year. More projects are expected to be completed in FY 2015. The steady average annual demand for AST and UST cleanup funds is attributable to a slow decline in the population of active projects due to the high percentage with groundwater impacts. Closing these projects requires considerable investment in active remediation or long-term monitoring with natural attenuation. The ODDCF \$10,500,000 FY 2015 cleanup budget is lower than demand.

The 41% decrease in the fund balance from \$2,775,497 in FY 2013 to \$1,628,178 in FY 2014, and projected FY 2015 and FY 2016 revenues, necessitates a FY 2016 budget reduction to \$9,500,000.

FODCF cleanup project expenses decreased 57% from \$2,229,878 in FY 2013 to \$966,949 in FY 2014, due to a reduction in the budget. Some projects put on hold to stabilize the fund balance in FY 2009 were completed, and the number of new on-premise-use facility projects remained steady at 111. The average annual demand for on-premise-use facility funds is expected to be steady and new AST projects may also be identified. The large increase in the fund balance and strong revenues, support an increase in the FY 2015 cleanup project budget to \$1,650,000.

MODCF cleanup project expenses decreased 3% from \$118,235 in FY 2013 to \$114,355 in FY 2014. No large projects have been identified that will increase expenses above the current \$200,000 budget for FY 2015.

Finally, GREE Fund cleanup expenses, including reimbursements and DES contractor costs, decreased 31% from \$1,634,508 in FY 2013 to \$1,127,083 in FY 2014.

Release Prevention Expenses: FODCF Safetank expenses decreased 30% from \$246,235 in FY 2013 to \$173,440 in FY 2014 due to a reduction in the budget. Average annual demand of approximately \$450,000 is expected to continue for a number of years. The increase in FY 2014 revenues and fund balance allow a budget increase for FY 2015 and 2016. Fully funding this important program will continue to offer benefits in future years through reduced cleanup expenses.

Total Available Funds: If total available funds, i.e., new revenues plus fund balance, are not sufficient, cleanup work may be delayed or postponed indefinitely. Delay or postponement increases the risk to public health and the environment as contaminants move further from the source property, through soil and water media. It is also important that reserve funds be available for significant cleanup events. Projected flat annual revenues necessitates that ODDCF remediation projects are prioritized, and work is limited to a certain number of projects each year. Stabilization of FODCF annual

revenues provides funds for new work, and allows cleanup project and Safetank work delayed in prior years to be completed.

Tables 5 and 6, respectively, in the Appendix summarize comparative FY 2013 & FY 2014 financial performance, and FY 2015 & FY 2016 projected revenues and expenses for the four-fund program. Figure 2 in the Appendix illustrates the distribution of FY 2014 revenues and expenses.

Appendix

Oil Fund Disbursement Board FY 2014 Annual Report
Table 1 - Historic Financial Performance



Category	Oil Discharge & Disposal Cleanup Fund (RSA 146-D)	Fuel Oil Discharge Cleanup Fund (RSA 146-E)	Motor Oil Discharge Cleanup Fund (RSA 146-F)	Gasoline Remediation & Elimination of Ethers Fund (RSA 146-G)
Year Statute Effective	1988	1993	1995	2001
Revenues & Start-up Funds	\$219,247,850	\$51,759,869	\$4,896,230	\$21,900,966
Program Management & Administrative Costs	(\$20,780,602)	(\$4,923,385)	(\$1,032,597)	(\$5,678,215)
Program Management & Administrative Costs - % of Total Expense	9.5%	9.9%	30.0%	27.3%
Loan Expense (1)		(\$2,000,000)	(\$400,000)	
Reimbursed Cleanup Expenses	(\$196,839,070)	(\$39,342,852)	(\$2,004,165)	(\$13,794,145)
Release Prevention Expenses - RSA 146-E; Research & Contracted Cleanup Expenses - RSA 146-G	N.A.	(\$3,676,231)	N.A.	(\$1,307,973)
Transfers (2)		(\$200,000)	(\$950,000)	
Balance – FY 2014	\$1,628,178	\$1,617,401	\$448,673	\$1,120,633

NOTES:

- (1) Loan expenses result from repayment of program start-up funds and other inter-fund loans (included in revenues).
- (2) Laws of 2003, Chapter 187, transfers to other agencies. FY 2011 \$250,000 transfer from Motor Oil Discharge Cleanup Fund to general funds.

Oil Fund Disbursement Board FY 2014 Annual Report

Table 2 - Total Cleanup Costs by Community as of June 30, 2014



ACWORTH	\$19,293	CLARKSVILLE	\$71,133	GREENFIELD	\$187,386	MADBURY	\$226,889
ALBANY	\$496,800	COLEBROOK	\$386,172	GREENLAND	\$1,594,002	MADISON	\$135,790
ALEXANDRIA	\$14,484	COLUMBIA	\$35,035	GREENVILLE	\$344,510	MANCHESTER	\$16,999,721
ALLENSTOWN	\$553,456	CONCORD	\$7,838,976	GROTON	\$105,758	MARLBOROUGH	\$359,840
ALSTEAD	\$538,189	CONWAY	\$4,442,269	HAMPSTEAD	\$1,503,180	MARLOW	\$321,056
ALTON	\$1,680,381	CORNISH	\$122,702	HAMPTON	\$1,777,477	MASON	\$992,707
AMHERST	\$398,008	CROYDON	\$36,085	HAMPTON FALLS	\$216,473	MEREDITH	\$3,927,173
ANDOVER	\$234,711	DALTON	\$745,723	HANCOCK	\$11,270	MERRIMACK	\$1,438,684
ANTRIM	\$617,509	DANBURY	\$323,690	HANOVER	\$2,128,191	MIDDLETON	\$47,770
ASHLAND	\$717,697	DANVILLE	\$284,376	HARRISVILLE	\$194,487	MILAN	\$44,716
ATKINSON	\$292,365	DEERFIELD	\$470,319	HAVERHILL	\$1,295,711	MILFORD	\$3,787,971
AUBURN	\$1,345,016	DEERING	\$148,027	HEBRON	\$39,196	MILTON	\$365,641
BARNSTEAD	\$523,758	DERRY	\$4,092,659	HENNIKER	\$415,553	MONROE	\$12,721
BARRINGTON	\$420,602	DIXVILLE	\$803,296	HILL	\$30,505	MONT VERNON	\$370,883
BARTLETT	\$465,420	DORCHESTER	\$21,382	HILLSBOROUGH	\$4,185,893	MOULTONBOROUGH	\$2,572,093
BATH	\$31,155	DOVER	\$8,897,917	HINSDALE	\$414,785	NASHUA	\$8,845,063
BEDFORD	\$2,498,686	DUBLIN	\$154,043	HOLDERNESS	\$180,870	NELSON	\$322,708
BELMONT	\$2,152,454	DUNBARTON	\$558,273	HOLLIS	\$249,253	NEW BOSTON	\$428,679
BENNINGTON	\$171,458	DURHAM	\$1,240,853	HOOKSETT	\$1,384,640	NEW CASTLE	\$228,054
BERLIN	\$1,139,442	EAST KINGSTON	\$91,242	HOPKINTON	\$1,212,276	NEW DURHAM	\$147,773
BETHLEHEM	\$755,309	EFFINGHAM	\$38,955	HUDSON	\$1,661,987	NEW HAMPTON	\$356,711
BOSCAWEN	\$526,875	ENFIELD	\$2,241,303	JACKSON	\$112,479	NEW IPSWICH	\$1,490,073
BOW	\$733,836	EPPING	\$2,447,851	JAFFREY	\$1,421,084	NEW LONDON	\$1,186,223
BRADFORD	\$1,659,910	EPSOM	\$2,201,331	JEFFERSON	\$206,544	NEWBURY	\$455,756
BRENTWOOD	\$417,379	ERROL	\$573,523	KEENE	\$3,930,663	NEWFIELDS	\$142,091
BRIDGEWATER	\$254,242	EXETER	\$3,082,652	KENSINGTON	\$169,219	NEWINGTON	\$1,168,804
BRISTOL	\$754,339	FARMINGTON	\$653,078	KINGSTON	\$1,813,234	NEWMARKET	\$824,089
BROOKFIELD	\$16,210	FITZWILLIAM	\$666,757	LACONIA	\$6,949,268	NEWPORT	\$2,926,475
BROOKLINE	\$44,140	FRANCESTOWN	\$323,596	LANCASTER	\$1,280,232	NEWTON	\$550,455
CAMBRIDGE	\$10,779	FRANCONIA	\$314,007	LANGDON	\$26,025	NORTH HAMPTON	\$947,453
CAMPTON	\$676,437	FRANKLIN	\$1,782,697	LEBANON	\$6,206,577	NORTHFIELD	\$505,107
CANAAN	\$1,515,423	FREEDOM	\$543,797	LEE	\$4,087,602	NORTHUMBERLAND	\$898,908
CANDIA	\$579,257	FREMONT	\$480,858	LEMPSTER	\$679,208	NORTHWOOD	\$2,290,633
CANTERBURY	\$453,938	GILFORD	\$1,684,736	LINCOLN	\$510,670	NOTTINGHAM	\$596,206
CARROLL	\$796,446	GILMANTON	\$401,131	LISBON	\$316,136	ORANGE	\$19,947
CENTER HARBOR	\$107,378	GILSUM	\$61,656	LITCHFIELD	\$469,602	ORFORD	\$134,955
CHARLESTOWN	\$394,604	GOFFSTOWN	\$2,579,209	LITTLETON	\$1,996,317	OSSIPEE	\$3,097,089
CHESTER	\$236,806	GORHAM	\$1,383,528	LONDONDERRY	\$2,737,428	PELHAM	\$1,240,887
CHESTERFIELD	\$425,520	GOSHEN	\$441,244	LOUDON	\$316,423	PEMBROKE	\$533,034
CHICHESTER	\$1,907,329	GRAFTON	\$123,516	LYME	\$488,055	PETERBOROUGH	\$1,536,394
CLAREMONT	\$2,498,968	GRANTHAM	\$531,491	LYNDEBOROUGH	\$14,675	PIERMONT	\$322,471

Oil Fund Disbursement Board FY 2014 Annual Report

Table 2 - Total Cleanup Costs by Community as of June 30, 2014



PINKHAMS GRANT	\$296,194	TEMPLE	\$29,318
PITTSBURG	\$143,791	THORNTON	\$77,596
PITTSFIELD	\$966,316	TILTON	\$2,350,555
PLAINFIELD	\$246,001	TROY	\$126,626
PLAISTOW	\$2,785,521	TUFTONBORO	\$976,481
PLYMOUTH	\$4,176,051	UNITY	\$344,024
PORTSMOUTH	\$6,212,611	WAKEFIELD	\$2,435,821
RAYMOND	\$1,616,016	WALPOLE	\$673,799
RICHMOND	\$1,390,447	WARNER	\$417,094
RINDGE	\$315,520	WARREN	\$432,710
ROCHESTER	\$6,153,518	WASHINGTON	\$9,384
ROLLINSFORD	\$1,116,993	WATERVILLE VALLEY	\$310,160
RUMNEY	\$192,628	WEARE	\$3,576,795
RYE	\$713,989	WEBSTER	\$29,435
SALEM	\$6,028,596	WENTWORTHS LOCATION	\$63,069
SALISBURY	\$93,991	WESTMORELAND	\$79,321
SANBORNTON	\$427,851	WHITEFIELD	\$678,843
SANDOWN	\$289,284	WILMOT	\$115,778
SANDWICH	\$290,647	WILTON	\$484,120
SEABROOK	\$1,299,045	WINCHESTER	\$1,258,887
SHARON	\$10,114	WINDHAM	\$5,353,136
SOMERSWORTH	\$2,886,592	WOLFEBORO	\$2,472,704
SOUTH HAMPTON	\$77,079	WOODSTOCK	\$178,237
STARK	\$48,795		
STEWARTSTOWN	\$101,044		
STODDARD	\$484,895		
STRAFFORD	\$833,460		
STRATFORD	\$875,288		
STRATHAM	\$1,219,045		
SUGAR HILL	\$63,588		
SULLIVAN	\$38,291		
SUNAPEE	\$486,099		
SURRY	\$456,347		
SUTTON	\$421,016		
SWANZEY	\$1,025,544		
TAMWORTH	\$415,008		

Oil Fund Disbursement Board FY 2014 Annual Report



Table 3 - Distribution of Cleanup Projects as of June 30, 2014

Fund	Total New Projects in FY 2014	Eligible Projects in Progress by Cleanup "Phase"						Eligible Projects Completed	
		Initial Response Action	Site Investigation	Remedial Action	Monitoring	Total In Progress	Number	Average Years to Complete	
Oil Discharge & Disposal Cleanup, RSA 146-D	AST; 1	0	4	10	28	42	AST; 52	4.9	
	UST; 9	4	39	173	362	578			UST; 997
Gasoline Remediation & Elimination of Ethers, RSA 146-G	0	0	15	16	32	63	151	4.7	
Fuel Oil Discharge Cleanup, RSA 146-E	AST; 0	0	1	3	4	8	AST; 17	5.6	
	On-premise-use (1); 111	46	40	7	38	131			On-premise-use; 1,839
Motor Oil Discharge Cleanup Fund, RSA 146-F	0	0	2	4	6	12	35	3.8	

(1) 93 residential, 10 business, 6 schools, and 2 churches

Initial Response Action includes activities to contain a petroleum discharge and abate immediate environmental and public health risks. The work may include soil removal, petroleum recovery and vapor mitigation. Less complex projects, e.g., on-premise-use fuel oil discharges at private homes, may remain in this phase from start to completion.

Site Investigation is needed at more complex projects to determine the magnitude and extent of contamination to develop a remedial plan. A typical investigation involves installation of groundwater monitoring wells and sampling/analysis to determine groundwater flow and receptors.

Remedial Action is needed at more complex projects to remove or treat contamination in soil and groundwater, and abate vapor problems.

Monitoring is performed to determine if/when groundwater contamination has decreased to State standards. For some projects under Monitoring, completion could be accelerated with the introduction of chemical compounds to aid in natural degradation. For GREE Fund projects, Monitoring also includes 7 public water supplies that are performing additional periodic water quality analysis due to the presence of MBE.

Oil Fund Disbursement Board FY 2014 Annual Report
Table 4 - Cleanup Projects In-Progress by Community as of June 30, 2014

City/Town	NHDES Site No.	Site/Location Name	Type	Start Date (1)	Current Responsible Party	Category	Total Eligible Costs
ALBANY	200012049	ALBANY SERVICE TIRE & TRANSMISSION	LUST	12/22/2000	MARK & LAURIE LUNDBLAD	GM	\$393,636
City/Town Project Count: 1							Subtotal: \$393,636
ALLENSTOWN	198400003	CITIES SERVICES (FERRY RD)	LUST	06/17/1994	GLENN SPRINGS HOLDINGS, INC	RA	\$126,192
	199803023	FORMER BUDGET PETROLEUM	LUST	01/30/1998	RARED ALLENSTOWN LLC	RA-H	\$112,616
	200606074	STIASNY PROPERTY	OPUF	06/06/2006	DAN STIASNY	GM-H	\$25,721
	201002067	BURBANK RESIDENCE	OPUF	02/26/2010	ROBERT BURBANK	IR	\$8,532
City/Town Project Count: 4							Subtotal: \$273,061
ALSTEAD	200009053	ESSLINGER OIL UNDERCOATING	MOST	09/28/2000	ROBERT ESSLINGER	RA	\$431,131
City/Town Project Count: 1							Subtotal: \$431,131
ALTON	198601004	ALTON DISTRICT OFFICE	LUST	03/13/2008	NH ELECTRIC COOPERATIVE	RA-H	\$87,516
	199409033	ALTON IRVING BULK PLANT	LAST	08/15/2001	HIGHLAND FUELS DELIVERY LLC - IRVING	RA	\$412,821
	199701011	FORMER MOUNT MAJOR COUNTRY STORE	LUST	08/21/1996	CLAIRE FOLEY	RA	\$336,755
	199809011	ALTON CIRCLE MARKET	LUST	07/25/1998	GEORGE C. STAFFORD & SONS	GM	\$403,099
	201005068	WATSON PROPERTY	OPUF	05/25/2010	WILLIAM AND GLORIA WATSON	SI	\$26,457
City/Town Project Count: 5							Subtotal: \$1,266,649
AMHERST	199708008	WALTS TEXACO	LUST	07/28/1997	WEM, INC.	GM	\$119,963
City/Town Project Count: 1							Subtotal: \$119,963
ANDOVER	199401025	ANDOVER CIRCLE K	LUST	08/17/2007	FOODSTOP, INC.	GM	\$72,046
City/Town Project Count: 1							Subtotal: \$72,046
ANTRIM	198904014	MR MIKES ANTRIM FRM SUNOCO	LUST	06/29/1989	ALLIANCE ENERGY LLC - GLOBAL MON	GM	\$255,487
	199110077	T BIRD MINI MART	LUST	10/22/1991	CHESHIRE OIL COMPANY INC	GM	\$284,999
City/Town Project Count: 2							Subtotal: \$540,486
ASHLAND	199910001	ASHLAND ELECTRIC DEPT	LUST	09/29/1999	TOWN OF ASHLAND	GM	\$424,608
	200009045	L W PACKARD & CO INC	LUST	03/04/2004	ASHLAND PROPERTIES LLC	GM	\$90,867
	200512012	VIDEO SENSE	LUST	11/08/2005	THOMAS E. PETERS	GM	\$118,327
City/Town Project Count: 3							Subtotal: \$633,802
ATKINSON	200104056	SUNOCO 0366 6419	LUST	04/18/2001	SUNOCO, INC. (R&M)	GM	\$71,044
	200407090	ATKINSON WOODS	ETHER	11/21/2001	UNKNOWN	GM	\$10,019
	200610084	ATKINSON AUTO BODY AND SALES	ETHER	04/12/2012	SHAG REALTY TRUST	SI	\$14,166
	200704053	DANIEL PELLETIER	OPUF	04/21/2007	DANIEL PELLETIER	GM	\$59,434
	200712009	KIMBALL HOUSE	OPUF	12/07/2007	TOWN OF ATKINSON	RA	\$38,584
	201008046	NOYES PROPERTY	OPUF	08/23/2010	KELLY NOYES	SI	\$30,209
City/Town Project Count: 6							Subtotal: \$223,457

Oil Fund Disbursement Board FY 2014 Annual Report
Table 4 - Cleanup Projects In-Progress by Community as of June 30, 2014

City/Town	NHDES Site No.	Site/Location Name	Type	Start Date (1)	Current Responsible Party	Category	Total Eligible Costs
AUBURN	199501013	AUBURN SUPERMARKET	LUST	01/11/1995	DK ENERGY, LLC	RA-H	\$558,547
	199608027	FORMER INSURANCE SALVAGE AUCTION	ETHER	07/02/2009	SWISHER REALTY 140 LLC	SI	\$41,624
	199806050	AUBURN GO GO	LUST	06/09/1998	BRADFORD OIL CO	RA	\$574,471
	200510042	VANDERPUTTEN RESIDENCE	OPUF	10/22/2013	MICHAEL MCCOOLE	IR	\$14,176
City/Town Project Count: 4						Subtotal:	\$1,188,818
BARNSTEAD	199705028	FORMER KNIRSCH PROPERTY	LUST	05/27/1997	DUNCAN REALTY, LLC	GM	\$284,298
City/Town Project Count: 1						Subtotal:	\$284,298
BARRINGTON	199308005	CALEFS COUNTRY STORE	LUST	08/05/1993	606 FPH, LLC	GM	\$231,214
	199706033	FORMER BG ENVIRONMENTAL INC	LAST	09/21/2012	NORTH SOUTH CONSTRUCTION SERVI	SI	
City/Town Project Count: 2						Subtotal:	\$231,214
BEDFORD	198703001	BEDFORD MOBIL	LUST	07/01/1988	SCAS WORTHEN, INC.	RA	\$1,345,613
	199201019	MOBIL 10977	LUST	05/28/1992	GLOBAL COMPANIES LLC	RA	\$584,618
	200609007	SEIFERT RESIDENCE	OPUF	09/06/2006	JEFF SEIFERT	GM	\$36,555
	201002055	CHAUVETTE RESIDENCE	OPUF	02/19/2010	ALBERT CHAUVETTE	GM	
City/Town Project Count: 4						Subtotal:	\$1,966,786
BELMONT	199108023	BELMONT LACONIA RD CIRCLE K	LUST	04/23/1991	FOCO, INC.	RA	\$1,326,773
	199812205	FORMER IRVING STATION	LUST	12/17/1998	OCW RETAIL-BELMONT, LLC	GM	\$151,069
	200112020	LAKELAND MGT CO	ETHER	08/28/2001	UNKNOWN	GM	\$2,475
	201307011	COVIELLO RESIDENCE	OPUF	07/03/2013	FRANK COVIELLO	IR	\$23,374
City/Town Project Count: 4						Subtotal:	\$1,503,692
BERLIN	199709018	REDS MOBIL	LUST	06/11/1997	P L COTE INC	GM	\$167,576
City/Town Project Count: 1						Subtotal:	\$167,576
BETHLEHEM	199011012	BETHLEHEM CIRCLE K	LUST	11/08/1990	CINDY HOLMES	GM	\$113,636
	199105035	FORMER N & B ENTERPRISES	LUST	04/29/1991	NORMAN & BETTY MCCULLOCK	RA-H	\$212,065
	199503008	PRESBY ENERGY INC	LUST	10/30/1997	PRESBY ENERGY, INC.	GM	\$115,156
City/Town Project Count: 3						Subtotal:	\$440,856
BOSCAWEN	198904022	JOHNSONS GARAGE	LUST	12/14/1979	JEFFREY JOHNSON	RA	\$221,091
	201105022	SILVER FARM	LUST	04/05/2011	SILVER FARM	RA	\$111,213
	201305032	WELCOME RESIDENCE	OPUF	05/23/2013	DAWN WELCOME	IR	\$14,870
City/Town Project Count: 3						Subtotal:	\$347,174
BOW	198910035	MR MIKES BOW	LUST	06/01/1989	ALLIANCE ENERGY LLC - GLOBAL MON	RA	\$323,179
	199102011	MOBIL 10571	LUST	02/04/1991	GLOBAL COMPANIES LLC	RA	\$182,385
	200304047	GRAPPONE HONDA DEALERSHIP	ETHER	11/17/2004	UNKNOWN	GM	\$66,754
	201308001	MAEDA PROPERTY	OPUF	08/04/2013	CHRISTOPHER MAEDA	IR	\$6,684

Oil Fund Disbursement Board FY 2014 Annual Report
Table 4 - Cleanup Projects In-Progress by Community as of June 30, 2014

City/Town	NHDES Site No.	Site/Location Name	City/Town Project Name	Type	Start Date (1)	Current Responsible Party	Category	Total Eligible Costs
BRADFORD City/Town Project Count: 4								Subtotal: \$579,003
	198400068	FORMER BOWIES MARKET		ETHER	04/29/2002	BRADFORD LEDGEWOOD PROP., LLC	GM	
				LUST	12/03/1992	BRADFORD LEDGEWOOD PROP., LLC	GM	\$1,458,553
	199307010	BRADFORD SUNOCO		LUST	10/19/2010	BRADFORD MANAGEMENT LLC	SI	\$66,750
BRENTWOOD City/Town Project Count: 3								Subtotal: \$1,525,303
	198906062	ROCKINGHAM COUNTY COMPLEX		LUST	10/17/1990	ROCKINGHAM COUNTY ENG.& MAINT. I	RA-H	\$221,317
CAMPTON City/Town Project Count: 1								Subtotal: \$221,317
	199109021	MOBIL STATION 17747		LUST	06/16/1993	EXXONMOBIL ENV. SERVICES COMPAN	GM	\$316,800
CANAAN City/Town Project Count: 1								Subtotal: \$316,800
	198908065	EVANS EXPRESSMART		LUST	10/03/1996	EVANS GROUP INC	RA-H	\$238,743
	198908066	AUTOWARE INC		LUST	09/08/1989	TOWN OF CANAAN	SI	\$398,741
	199810046	PLEASANT VALLEY VARIETY STORE		LUST	10/22/1998	BRADFORD OIL COMPANY	RA-H	\$556,460
CANDIA City/Town Project Count: 3								Subtotal: \$1,193,944
	198708030	D C MOBIL		LUST	08/30/1987	D.C. MOBIL GAS STATION	GM	\$245,609
CANTERBURY City/Town Project Count: 1								Subtotal: \$245,609
	200505067	SHAKER VILLAGE		LAST	05/18/2005	CANTERBURY SHAKER VILLAGE	RA	\$185,411
CARROLL City/Town Project Count: 1								Subtotal: \$185,411
	198804002	FOSTERS CROSSROADS		LUST	04/06/1988	JOHN FOSTER	RA	\$78,033
	199904006	MT WASHINGTON TRADING POST		LUST	01/31/1999	IMICHELE BLANCHARD	GM	\$246,134
	199907014	TWIN MOUNTAIN SUNOCO		LUST	03/28/1999	GREG & LORI HOGAN	GM	\$282,562
CHARLESTOWN City/Town Project Count: 3								Subtotal: \$606,729
	199001002	BATCHELDER BROS		LUST	12/20/1989	CHAMPLAIN OIL COMPANY	RA-H	\$171,023
CHESTER City/Town Project Count: 1								Subtotal: \$171,023
	200605081	OAK HILL		ETHER	09/19/2007	UNKNOWN SOURCE	GM	\$205
CHESTERFIELD City/Town Project Count: 1								Subtotal: \$205
	199305015	KHYBER CONVENIENCE STORE		LUST	05/24/1993	BARROWS COAL CO	GM	\$210,327
	200711008	BARKER RESIDENCE		OPUF	11/08/2007	JANE BARKER	SI	\$7,066
CHICHESTER City/Town Project Count: 2								Subtotal: \$217,393
	199011031	Z-1 EXPRESS		LUST	10/16/1990	Z1 EXPRESS - CHICHESTER LLC	GM	\$473,004
	199102044	CHICHESTER MOBIL		LUST	03/07/2002	CHICHESTER MOBIL LLC	RA	\$619,138
	199809068	HESS 29201		LUST	10/14/2001	AMERADA HESS CORP.	GM	\$123,796
CITY/Town Project Count: 3								Subtotal: \$1,215,938

Oil Fund Disbursement Board FY 2014 Annual Report
 Table 4 - Cleanup Projects In-Progress by Community as of June 30, 2014

City/Town	NHDES Site No.	Site/Location Name	Type	Start Date (1)	Current Responsible Party	Category	Total Eligible Costs	
CLAREMONT	198903021	MULBERRY ST BULK FUEL FACILITY	LAST	04/14/2006	WINDHAM ENVIRONMENTAL LLC	GM	\$120,151	
	199002003	MAIN WAY SERVICE CENTER	LUST	01/03/1990	ROGER & PATRICIA HOFMAN	RA-H	\$45,191	
	199105031	LIMOGES OIL & PROPANE CO	LUST	05/17/1991	LIMOGES OIL AND PROPANE CO	GM	\$364,036	
	199309029	CUMBERLAND FARMS 2847/180295	LUST	09/16/1993	CUMBERLAND FARMS, INC.	GM	\$334,403	
	199410031	FORMER GODDARDS BAKERY	LUST	02/07/2000	CITY OF CLAREMONT	GM	\$149,612	
	199509029	FORMER ARTS MARKET	LUST	10/19/2007	SCOTT BROWN	GM	\$252,344	
	199608034	CLAREMONT MOBIL	LUST	08/09/1996	FOODSTOP, INC.	GM	\$56,204	
	199805015	R E HINKLEY CO INC	LAST	10/17/2006	R & G PROPERTIES	GM	\$35,112	
	201203030	LEMIEUX PROPERTY	OPUF	02/23/2012	MICHAEL LEMIEUX	IR	\$3,464	
	201307013	DRAPER PROPERTY	OPUF	07/11/2013	FOUR MEADOWS, LLC	IR	\$1,625	
	Subtotal:							\$1,362,142
	CLARKSVILLE	199209014	FIRST CLARKSVILLE STORE	LAST	06/06/2008	FRANCINE LEMAY	SI	\$71,133
	City/Town Project Count: 10							\$71,133
COLEBROOK	200310043	NUGENT BULK PLANT	LAST	09/14/2007	ESTATE OF PETER NUGENT	GM	\$74,711	
City/Town Project Count: 1							\$74,711	
CONCORD	198605043	FORMER ALLIED LEATHER TANNERY	LUST	02/26/1987	CITY OF CONCORD	RA	\$182,713	
	198606040	CONCORD COACH LINES PROPERTY	LUST	04/22/2008	CONCORD COACH LINES, INC.	SI	\$26,834	
	198904036	EASTMAN ST EXXON	LUST	09/16/1991	EXXON MOBIL CORP	GM	\$140,552	
	198904039	MOBIL STATION (01-367) 5D2	LUST	04/19/1988	EXXONMOBIL OIL CORP	RA	\$194,483	
	198905028	SOUTH COMMERCIAL STREET MOBIL	LUST	01/26/1990	THE FRIENDLY KITCHEN	GM	\$713,734	
	199004021	NH DOT HIGHWAY GARAGE 12	LUST	05/04/1990	NH DEPT. OF TRANSPORTATION	GM	\$163,879	
	199007002	PAGE BELTING COMPANY	LUST	06/26/1990	CONCORD HISTORIC ASSOCIATES LP	GM	\$196,435	
	199007029	EXXON DIV OF CFI 2861	LUST	05/04/2000	CUMBERLAND FARMS INC	RA-H	\$115,948	
	199009031	FORMER WARREN STREET PUBLIC WORKS	LUST	08/11/1994	CONCORD SCHOOL DISTRICT SAU #8	RA	\$158,489	
	199104009	FORMER JOHNSON & DIX BULK FUEL	FUEL	04/15/1991	FORMER JOHNSON & DIX BULK FUEL	GM	\$41,273	
					NH DOT	RA-H	\$65,371	
	199104021	RTE 106 SHELL FMR FULLERS CONV	LUST	03/12/2003	FULLER FAMILY CONCORD REALTY TR	RA-H	\$220,348	
	199105002	CUMBERLAND FARMS 2813	LUST	04/30/1991	CUMBERLAND FARMS INC	GM	\$191,747	
	199105003	CAPITAL AUTO REPAIR	LUST	05/01/1991	59 PLEASANT STREET, LLC	GM	\$203,113	
	199105033	CONCORD AIRPORT	LUST	05/17/2001	CITY OF CONCORD	GM	\$295,467	
	199201032	CONCORD COACH LINES INC	LUST	11/06/1991	STATE OF NH - DRED	GM	\$109,785	
	199203047	CONCORD N STATE ST CIRCLE K	LUST	02/20/1992	FOCO, INC.	RA	\$261,529	
	199209022	MANCHESTER STREET SUNOCO	LUST	09/22/1992	ARANCO OIL COMPANY	GM	\$881,057	
	199210026	CUMBERLAND FARMS 2890	LUST	01/14/2003	CUMBERLAND FARMS, INC.	RA-H	\$160,789	
	199302009	SOUTH MAIN CITGO	LUST	01/18/1993	ARANCO OIL COMPANY	RA-H	\$529,862	
199306008	HESS 29500	LUST	02/16/1993	AMERADA HESS CORP.	GM	\$133,133		

Oil Fund Disbursement Board FY 2014 Annual Report

Table 4 - Cleanup Projects In-Progress by Community as of June 30, 2014

City/Town	NHDES Site No.	Site/Location Name	Type	Start Date (1)	Current Responsible Party	Category	Total Eligible Costs
CONCORD	199404026	SHELL 100017	LUST	03/15/1994	MOTIVA ENTERPRISE LLC	RA-H	\$214,279
	199407068	PRESCOTT & SONS OIL	LAST	07/12/2002	JOHNNY PRESCOTT & SON OIL CO.	RA	\$589,244
	199501047	7 ELEVEN 33337	LUST	03/14/2002	CHRISTOPHER KIRITSIS	GM	\$158,102
	199607001	REYNOLD ADDARIO	LUST	07/01/1996	REYNOLD ADDARIO	IR	\$15,901
	199709010	CUMBERLAND FARMS 2826	LUST	09/11/1997	CUMBERLAND FARMS, INC.	GM	\$102,603
	199812213	FORMER GETTY STATION 55208	LUST	08/08/2006	GETTY PROPERTIES CORP.	RA	\$70,807
	200001025	NH DISTRIBUTORS INC	LUST	01/17/2005	NH DISTRIBUTORS	GM	\$141,153
200708037	DENONCOURT PROPERTY	OPUF	08/14/2007	PHILLIP DENONCOURT	GM	\$35,127	
City/Town Project Count: 29							Subtotal: \$6,313,756
CONWAY	198810001	CONWAY CIRCLE K	LUST	10/06/1988	IRVING OIL MARKETING, INC	GM	\$145,561
	198810010	VALLEY CONVENIENCE STORE	LUST	10/14/1988	IOOMA, INC - IRVING	GM	\$671,573
	198903040	CUMBERLAND FARMS 2849	LUST	03/30/1989	CUMBERLAND FARMS INC	GM	\$316,838
	199008005	RTE 302 SUNOCO FRMR COBBLE POND FAF	LUST	05/18/1990	DASAN PROPERTIES, LLC	GM	\$357,726
	199312010	HUSSEY FARM	LUST	09/08/1993	NORTH CONWAY WATER PRECINCT	GM	\$195,640
	199604010	CONWAY MARKET PLACE	LUST	07/06/1994	CONWAY MARKETPLACE ASSOC., LLC	GM	\$24,232
	199809052	FORMER KENNETT OIL CO INC	LAST	09/12/2006	KENNETT OIL COMPANY, INC.	GM	\$982,331
	199912015	EASTERN SLOPE INN	OPUF	12/03/1999	RIVER RUN CO & EASTERN SLOPE INN	GM	\$143,039
	200003054	SAMAIYRA MART/FMR. N. CONWAY QUICKS	LUST	11/09/1993	FALCON PETROLEUM, LLC	RA	\$373,666
	200111018	BIG APPLE STORE	LUST	11/26/2001	C N BROWN COMPANY	GM	\$185,109
City/Town Project Count: 10							Subtotal: \$3,395,715
CORNISH	199504001	CORNISH ELEMENTARY SCHOOL	LUST	03/30/1995	SAU #6	GM	\$70,551
City/Town Project Count: 1							Subtotal: \$70,551
DALTON	198903039	TOP OF THE HILL STORE	LUST	07/01/1988	ROBERT RICHARD	RA	\$668,611
City/Town Project Count: 1							Subtotal: \$668,611
DANBURY	199710031	DANBURY GENERAL STORE	LUST	08/11/2004	CAROL HEATH	GM	\$282,768
City/Town Project Count: 1							Subtotal: \$282,768
DANVILLE	200006025	ROUTE 111A & PLEASANT STREET	ETHER	06/15/2000	AREA WIDE	RA	
City/Town Project Count: 1							Subtotal:
DEERFIELD	198904027	DEERFIELD MART LLC FMR MR MIKES	LUST	11/29/1990	PENGUIN DEERFIELD REALTY HOLDING	GM	\$391,648
City/Town Project Count: 1							Subtotal: \$391,648
DEERING	200305026	TOWN LINE AUTO SALVAGE	ETHER	04/23/2003	CHARLES KELLEY	GM	\$19,019
City/Town Project Count: 1							Subtotal: \$19,019
DERRY	198401036	NH BORING INC FMR DERRY DPW	LUST	04/27/1983	TOWN OF DERRY	RA	\$109,866
	198604002	FORMER DAVE ALLEN LINCOLN MERCURY	LUST	04/01/1989	GLENN M ALLEN	RA	\$532,658

Oil Fund Disbursement Board FY 2014 Annual Report

Table 4 - Cleanup Projects In-Progress by Community as of June 30, 2014

City/Town	NHDES Site No.	Site/Location Name	Type	Start Date (1)	Current Responsible Party	Category	Total Eligible Costs	
DERRY	198710034	GIBBS OIL CO LTD PARTNERSHIP	LUST	06/16/1997	GIBBS OIL COMPANY LP	GM	\$89,492	
	199110005	JOE EDDIE'S MARKETPLACE	LUST	10/03/1991	MICHAEL BRYANT	GM	\$57,679	
	199204001	7 ELEVEN 32500	LUST	04/02/1992	7-ELEVEN INC	GM	\$187,454	
	199312008	DERRY FIRE DEPT	LUST	09/03/1993	TOWN OF DERRY	GM	\$44,228	
	199407069	DUSTON OIL FACILITY	LAST	10/07/2002	TOWN OF DERRY	GM	\$195,033	
	199501007	GREEN VALLEY 55211 FRM GETTY	LUST	01/09/1995	GETTY PROPERTIES CORPORATION	GM	\$323,003	
	199512007	METRO PLAZA FMR KERSHAW'S	LUST	10/03/2000	METRO PLAZA LLC	GM	\$207,770	
	199702036	VINCENT GRANDE	LUST	11/22/1996	LEOS & VOJTECH KUBEC	RA	\$94,109	
	199812082	FROST ROAD AREA STUDY	ETHER	12/09/1998	UNKNOWN	RA		
	200004050	CUMBERLAND FARMS 2828	LUST	07/10/2001	CUMBERLAND FARMS	GM	\$83,867	
	200109011	WEBER AUTO & TRUCK PARTS INC	LAST	09/01/2001	WEBER AUTO & PARTS, INC.	RA	\$723,866	
	200208010	FORMER OPTIMA 0779 7483	LUST	08/15/2012	SUNOCO, INC (R&M)	SI	\$14,950	
	200406166	ADELINE REALTY TRUST	MOST	06/02/2004	HI-TECH CLEANING LLC	GM	\$81,468	
	201008026	CHISM MACHINERY	LUST	06/08/2010	DAVID M CHISM	SI	\$27,440	
	201308022	LARRY BARTLETT RESIDENCE	OPUF	08/16/2013	LARRY BARTLETT	IR		
	201403039	LACASSE RESIDENCE	OPUF	03/12/2014	HENRY LACASSE	IR		
	Subtotal:							\$2,772,882
	DIXVILLE	198401040	THE BALSAMS	LUST	11/15/2012	BALSAMS VIEW, LLC	SI	\$315,623
199103034		NH DOT PS 103	LUST	10/15/1990	NH DOT	SI	\$201,301	
City/Town Project Count: 18							\$516,924	
DOVER	198401044	DOVER WATER DEPT GRIFFIN & IRELAND V	ETHER	07/24/2004	UNKNOWN	SI	\$66,835	
	198406021	WILLAND POND AUTO REPAIR INC	LUST	06/01/1987	NEW ENGLAND PETROLEUM LP	RA	\$130,141	
	198802012	DOVER MINIMART	LUST	01/14/2002	NORTH HAVERHILL MANAGEMENT COF	RA-H	\$127,563	
	198904019	BOBS GULF	LUST	07/01/1988	ROBERT KARKOS	RA-H	\$182,759	
	199012028	D & M MOBIL	LUST	12/13/1990	ALLIANCE ENERGY LLC - GLOBAL MON	RA-H	\$271,253	
	199105001	SPAULDING CITGO	LUST	05/01/1991	ARANCO OIL COMPANY	RA	\$255,060	
	199202044	DOVER PUBLIC WORKS GARAGE	LUST	04/17/1991	CITY OF DOVER	RA-H	\$513,448	
	199207009	SALTA TIRE (DAN'S OF DOVER)	LUST	03/23/1992	DANIEL W. NEBESKY	GM	\$266,147	
	199305014	ALCOTT MANAGEMENT PROPERTY	LUST	04/13/1993	DRAKE PETROLEUM COMPANY INC	RA	\$208,103	
	199312002	FORMER SOUTHSIDE CARWASH & GAS	LUST	12/02/1993	A.L. PRIME ENERGY CONSULTANT, INC	GM	\$185,199	
	199312022	U HAUL	LUST	12/13/1993	AMERCO REAL ESTATE COMPANY	RA	\$165,374	
	199407052	SHELL 100106	LUST	04/24/1993	MOTIVA ENTERPRISES	RA-H	\$231,775	
	199411038	DOVER PAINT & VARNISH PROPERTY	LUST	11/23/1994	DOVER PAINT AND VARNISH PROPERT	GM	\$476,075	
	199601009	DOVER CIRCLE K	LUST	01/08/1996	IRVING OIL MARKETING INC	GM	\$125,428	
	199803047	CENTURY 21 (FMR JENNEY STATION)	LUST	11/12/1997	233 CENTRAL AVE INC	GM	\$54,152	
	199805063	NORTHSIDE SUNOCO	LUST	03/29/2002	TDL GAS & FOOD CORP	GM	\$100,024	
	Subtotal:							\$516,924
	City/Town Project Count: 2							

Oil Fund Disbursement Board FY 2014 Annual Report
 Table 4 - Cleanup Projects In-Progress by Community as of June 30, 2014

City/Town	NHDES Site No.	Site/Location Name	Type	Start Date (1)	Current Responsible Party	Category	Total Eligible Costs
DOVER	199810052	SHELL 167899	ETHER	05/24/2004	RAVENELLE ENTERPRISES, LLC	GM	
			LUST	02/18/2003	MOTIVA ENTERPRISES, LLC	GM	\$769,851
			LUST	06/03/1998	RAVENELLE ENTERPRISES, LLC	RA	\$1,317,926
	199810075	DOVER PLAZA CITGO	LUST	11/04/2011	ARANCO OIL CO. INC.	GM	\$76,744
	200005029	AMERICAN LIGHTNING ROD CO	LUST	09/02/2003	171 WATSON ROAD OF DOVER HOLDIN	GM	\$199,877
	200008007	MR MIKES DOVER	LUST	07/19/2000	ALLIANCE ENERGY LLC - GLOBAL MON	GM	\$548,824
	200711028	RAND RESIDENCE	OPUF	11/18/2007	DENISE RAND	SI	\$4,336
201208065	MCDONNELL PROPERTY	LUST	08/14/2012	PAUL & KRISTIN FORD	GM	\$66,080	
201310035	BRATTER PROPERTY	OPUF	09/13/2013	MYLES BRATTER	IR	\$3,394	
City/Town Project Count: 25							Subtotal: \$6,346,368
DURHAM	198706033	GIBBS OIL CO LTD PARTNERSHP FMR CHAF	LUST	02/11/2002	GIBBS OIL COMPANY LP	GM	\$167,208
	198906040	DURHAM CIRCLE K	LUST	07/01/1988	NEW COURTHOUSE VENTURES 1&2, LI	GM	\$63,293
	199309048	FORMER E & B MOBIL (DURHAM MOBIL)	LUST	06/24/1993	SNOW FLAKE HOLDINGS	GM	\$195,244
	199904007	DURHAM VILLAGE GARAGE	LUST	01/31/1999	DURHAM VILLAGE GARAGE	GM	\$96,931
	200004049	CUMBERLAND FARMS 2830	LUST	04/24/2000	CUMBERLAND FARMS	GM	\$100,075
City/Town Project Count: 5							Subtotal: \$622,751
EAST KINGSTON	201105029	MUMPER RESIDENCE	OPUF	05/11/2011	LIONEL MUMPER	SI	\$41,155
City/Town Project Count: 1							Subtotal: \$41,155
ENFIELD	199007015	EVANS FUEL	LUST	05/01/1990	EVANS GROUP INC.	GM	\$968,722
	199107004	PETRO MART	LUST	06/25/1991	FOLEY OIL CO.	GM	\$337,844
	199609024	ENFIELD GARAGE TIRE & AUTO	LUST	09/11/1996	RONALD HAWTHORNE	GM	\$114,358
	199907013	GEORGES SUPER VALUE	LUST	01/14/1999	KENT LOUPIS	GM	\$153,846
	201312036	LAFLEUR RESIDENCE	OPUF	12/18/2013	THOMAS & JACQUELINE LAFLEUR	IR	
	City/Town Project Count: 5						
EPPING	198904007	GREEN VALLEY 55257 FRM GETTY	LUST	12/18/1996	GETTY PROPERTIES CORP.	RA-H	\$120,137
	198908001	EPPING FIRE DEPT (FRMLY SONNY'S GULF)	LUST	05/19/1989	TOWN OF EPPING	GM	\$74,226
	199204023	CUMBERLAND FARMS 2817	LUST	04/23/1992	CUMBERLAND FARMS, INC.	GM	\$164,032
	200412055	TIM & JONIS TOWING/AUTO RECYCLING	ETHER	10/14/2003	CASVESTER CORP- PSNH#565435510;	RA	\$774,756
	200502026	EPPING AUTO SALVAGE	ETHER	03/07/2005	EPPING AUTO SALVAGE	RA	\$164,004
	200509011	JENNESS ROAD AREA MONITORING	ETHER	10/14/2003	UNKNOWN	RA	\$14,380
City/Town Project Count: 6							Subtotal: \$1,311,535
EPSOM	199010010	FORMER AGWAY PETROLEUM	LAST	04/05/1993	YAWGA ENERGY PRODUCTS, LLC	GM	\$92,369
	199104002	GREEN VALLEY 55258 FRM GETTY	LUST	10/15/1990	YAWGA ENERGY PRODUCTS LLC	GM	\$875,386
	199210019	EVANS EXPRESSMART	LUST	03/28/1991	GETTY PROPERTIES CORPORATION	RA	\$172,017
			LUST	10/21/1992	EVANS GROUP INC	RA-H	\$352,240

Oil Fund Disbursement Board FY 2014 Annual Report
Table 4 - Cleanup Projects In-Progress by Community as of June 30, 2014

City/Town	NHDES Site No.	Site/Location Name	Type	Start Date (1)	Current Responsible Party	Category	Total Eligible Costs
ERROL	199901007	GREAT NORTH WOODS ONE STOP INC	LUST	10/06/1998	GREAT NORTHWOODS ONE STOP INC	GM	\$328,244
City/Town Project Count: 4							Subtotal: \$1,492,013
EXETER	198406019	FORMER TEXACO SERVICE STATION	LUST	07/01/1987	CHEVRON ENVIRONMENTAL MANAGEM	GM	\$100,286
	198406020	ROBERT MOORE PROPERTY	LUST	02/15/1999	ROCHELLE REALTY, LLC	GM	\$316,030
	198706022	PAWLAK PROPERTY (FRM PETRO STORAGE)	LUST	04/30/1987	DR. WILFRED S. PAWLAK	RA	\$366,783
	199002001	MOBIL 10538	LUST	08/29/1989	GLOBAL MONTELLO GROUP CORP	RA-H	\$124,087
	199309038	EXETER SUNOCO	LUST	09/24/1993	ARANCO OIL COMPANY INC	GM	\$196,454
	199311002	FORMER FLYNN'S CAR WASH	LUST	10/25/1993	SEABROOK ONE STOP, INC.	GM	\$183,295
	199402006	GETTY STATION 55259	LUST	02/07/1994	GETTY PROPERTIES CORP	GM	\$281,196
	199409072	EXETER PETROLEUM	LUST	08/12/1994	NEW ENGLAND PETROELUM LP	GM	\$135,958
	199503036	ROBERT'S AUTOMOTIVE	LUST	01/11/2013	TOWITALL, LLC	GM	\$21,218
	199803061	KEVIN KING ENTERPRISES	LUST	03/01/1998	KEVIN KING ENTERPRISES	SI	\$97,544
	199809029	DEPARTMENT OF PUBLIC WORKS	LUST	09/07/1998	TOWN OF EXETER/DEPT. OF PUBLIC W	GM	\$252,247
	200007045	GREEN VALLEY 55254 FRM GETTY	LUST	04/30/2008	GETTY PROPERTIES CORPORATION	GM	\$56,716
	200309107	CAPTAIN'S WAY MTBE DETECTION	ETHER	09/28/2003	UNKNOWN	RA	
City/Town Project Count: 13							Subtotal: \$2,131,815
FARMINGTON	198705014	TEXTRON AUTOMOTIVE COMPANY	LUST	06/01/1985	NH CUSTODIAL TRUST	GM	
	199901031	A J CAMERON SOD FARM	LUST	01/03/1999	A. J. CAMERON SOD FARMS, INC.	GM	\$84,184
	200903052	STEVENS RESIDENCE	OPUF	03/16/2009	CARRY STEVENS	GM	\$11,983
	201307015	TRENTLY PROPERTY	OPUF	07/15/2013	WILLIAM TRENTLY, DMD	SI	\$1,590
City/Town Project Count: 4							Subtotal: \$97,757
FITZWILLIAM	200511075	FORMER NICKS USED CARS AND AUTO PA	ETHER	09/21/2005	CAR GUYZ AUTO RECYCLERS	RA	\$206,070
City/Town Project Count: 1							Subtotal: \$206,070
FRANCESTOWN	199601022	FRANCESTOWN VILLAGE STORE	LUST	01/28/1996	EDWARD TIFFANY	SI	\$306,522
City/Town Project Count: 1							Subtotal: \$306,522
FRANCONIA	198605555	FMR. HUNT'S AUTO REPAIR	ETHER	10/06/2005	PRESBY RECYCLING LLC	GM	\$152,771
City/Town Project Count: 1							Subtotal: \$152,771
FRANKLIN	199608021	FRANKLIN BUSINESS CENTER	OPUF	03/28/2012	MASS INVESTMENT GROUP LLC	SI	
	199808031	M&K MOTORSPORTS LLC	ETHER	11/15/2010	CITY OF FRANKLIN	SI	\$16,365
	199809010	WILLOW HILL FOOD & BEVERAGE	LUST	11/02/1997	GEORGE C. STAFFORD AND SONS	GM	\$127,494
City/Town Project Count: 3							Subtotal: \$143,859
FREEDOM	199407041	FREEDOM MARKET	LUST	05/09/1994	WAYNE & DOROTHY MARSHALL	GM	\$125,318
	199906001	FORMER COUNTRY FOOD STOP	LUST	04/07/1999	G. WENDELL BROOKS	GM	\$364,462

Oil Fund Disbursement Board FY 2014 Annual Report
Table 4 - Cleanup Projects In-Progress by Community as of June 30, 2014

City/Town	NHDES Site No.	Site/Location Name	Type	Start Date (1)	Current Responsible Party	Category	Total Eligible Costs
City/Town Project Count: 2							
GILFORD	199002006	LOWES FMR LAKES REGION PLAZA/MOBIL	LUST	05/05/1993	EXXONMOBIL	RA	\$285,491
	199703054	MOUNTAIN VIEW YACHT CLUB	LUST	03/25/1997	MOUNTAIN VIEW YACHT CLUB	GM	\$83,181
	200012005	DURETTE PROPERTY	OPUF	12/04/2000	JOSEPH & HILDA DURETTE	IR-H	\$6,829
	200406103	MARCOTTE RESIDENCE	OPUF	02/14/2011	ROLAND MARCOTTE	SI	\$30,800
Subtotal:							\$489,780
City/Town Project Count: 4							
GILMANTON	198908003	NUTTER CONSTRUCTION	LUST	06/19/1989	ETHYLYN G. NUTTER	GM	\$131,908
	199610005	D&B AUTOBODY	OPUF	09/02/1996	MARK NICOLAI	GM	\$87,098
Subtotal:							\$219,006
City/Town Project Count: 2							
GOFFSTOWN	198709025	PERRAS AUTO BODY	MOST	03/27/2008	PERRAS AUTO INC/ CO ROBERT C PER	GM	\$125,505
	198904012	A1 GAS	LUST	01/01/1988	RICE OIL COMPANY	GM	\$114,195
	199005008	SARETTES CORNER CONVENIENCE LLC	LUST	01/20/1995	JOHNNY'S TIRE & BATTERY (EXXON ST	GM	\$981,139
	199405023	FORMER PINARDVILLE MOBIL	LUST	05/04/2002	WORLD WIDE PROPERTIES LLC	GM	\$128,519
	200211021	DANIEL PLUMMER RD AREA	ETHER	01/16/1987	UNKNOWN	GM	\$48,034
	200307136	FORMER CLOUTIER INDUSTRIAL PROPERT	LUST	05/27/2003	MB3 REALTY 733 MAST ROAD, LLC	GM	\$126,273
Subtotal:							\$1,523,665
City/Town Project Count: 6							
GORHAM	198906042	GORHAM DELI MART	LUST	07/01/1988	C N BROWN CO	GM	\$411,932
	199307021	FMR. GORHAM CITGO	LUST	07/08/1993	C N BROWN CO	GM	\$415,811
	199802078	MUNCES SUPERIOR INC	FUEL	03/06/1998	MUNCES SUPERIOR, INC.	GM	\$128,439
Subtotal:							\$956,183
City/Town Project Count: 3							
GOSHEN	199007016	GOSHEN COUNTRY STORE	LUST	05/16/1990	STEVE LABOSSIERE	RA	\$342,303
	Subtotal:						
City/Town Project Count: 1							
GRAFTON	200901034	BATES PROPERTY	OPUF	01/22/2009	SUSAN BATES	SI	\$43,072
	Subtotal:						
City/Town Project Count: 1							
GRANTHAM	198704013	EASTMAN GOLF COMMUNITY/ MAINTENANC	LUST	04/10/1989	EASTMAN COMMUNITY ASSOCIATION	GM	\$378,965
	199203050	GRANTHAM CIRCLE K FMR GRANTHAM MTI	LUST	12/22/2005	IRVING OIL MARKETING INC	GM	\$118,719
Subtotal:							\$497,684
City/Town Project Count: 2							
GREENFIELD	198708004	CROTCHED MOUNTAIN FOUNDATION	OPUF	03/12/2004	CROTCHED MOUNTAIN SCHOOL	SI	\$130,629
	Subtotal:						
City/Town Project Count: 1							
GREENLAND	198905045	GREENLAND MOBIL	LUST	01/01/1990	EXXONMOBIL ENVIRONMENTAL SERVI	RA-H	\$788,340
	198906010	CUMBERLAND FARMS 2821	LUST	12/03/1987	CUMBERLAND FARMS, INC.	GM	\$111,990
	199110083	GREENLAND TRAVEL CENTER	LUST	09/16/1991	HPT GL PROPERTIES LLC	RA	\$282,104
Subtotal:							\$21,939

Oil Fund Disbursement Board FY 2014 Annual Report

Table 4 - Cleanup Projects In-Progress by Community as of June 30, 2014

City/Town	NHDES Site No.	Site/Location Name	Type	Start Date (1)	Current Responsible Party	Category	Total Eligible Costs
GREENLAND	199301026	FORMER TOTAL SEAL	LUST	01/29/1993	1 ALDEN AVENUE LLC	GM	\$157,985
	199603018	NYNEX FACILITY	LUST	12/19/1995	ALBACADO GREENLAND LP	RA	\$102,778
	201211063	PALMER RESIDENCE	OPUF	11/14/2012	CATHERINE PALMER	IR	\$5,144
City/Town Project Count: 7							Subtotal: \$1,470,279
GREENVILLE	200111012	ROSARIO BERNIER INC	LUST	08/22/2001	ROSARIO BERNIER, INC.	RA-H	\$185,271
	200511086	FITCHBURG ROAD AUTO SALES/SALVAGE	ETHER	11/02/2005	FITCHBURG ROAD AUTO SALES/SALVA	SI	\$25,930
City/Town Project Count: 2							Subtotal: \$211,201
HAMPSTEAD	198710033	HAMPSTEAD CENTER MARKET	LUST	08/09/1988	EXXON MOBIL CORP	RA-H	\$647,438
	199404018	DUSTON OIL CO INC	LUST	02/25/1994	CRAIG F. DIFEO	RA-H	\$90,638
	199611004	DONS MARKET	LUST	11/04/1996	DON'S MARKET INC	RA-H	\$428,858
	199804060	111 CONVENIENCE MART	LUST	12/04/1996	111 CONVENIENT MART, L.L.C.	GM	\$93,937
	200706033	JOHNSON ROAD MTBE DETECTION	ETHER	06/09/2007	UNKNOWN	RA	
City/Town Project Count: 5							Subtotal: \$1,260,870
HAMPTON	198705062	FOSS MANUFACTURING CO LLC	ETHER	11/23/1993	FOSS MANUFACTURING COMPANY LLC	GM	\$50,567
	198712007	DANAS TOWING/FORMER EXXON	LUST	07/12/1988	EXXON MOBIL CORP	GM	\$193,404
	198908052	FORMER JOHNSON TIRE	LUST	08/01/1989	HAMPTON-WG-LAFAYETTE & SCOTT, L	GM	\$136,829
	199309051	GETTY STATION 55260	LUST	09/10/1993	GETTY PROPERTIES CORPORATION	GM	\$198,652
	199812237	MOBIL 10341	LUST	05/07/2002	GLOBAL MONTELLO GROUP CORP	GM	\$129,138
	199910028	XTRA MART	LUST	10/26/1999	DRAKE PETROLEUM CO INC	RA-H	\$155,802
City/Town Project Count: 6							Subtotal: \$864,392
HAMPTON FALLS	199702041	HAMPTON FALLS CITGO	LUST	05/24/1996	WATSON NH INC	GM	\$205,528
	201101040	RCA SEACOAST HEADSTART	ETHER	01/19/2011	WATSON NH INC	GM	\$3,144
City/Town Project Count: 2							Subtotal: \$208,672
HANOVER	198802009	HANOVER CONSUMERS COOP SOCIETY	LUST	02/03/1989	HANOVER CONSUMER'S CO-OP SOC	GM	\$126,072
	198912003	HANOVER GO GO	LUST	11/16/1989	BRADFORD OIL COMPANY, INC.	GM	\$246,633
	199106026	FORMER HANOVER AUTO	LUST	05/17/1991	DONALD HAWTHORNE	RA-H	\$412,968
	199212001	HANOVER CIRCLE K FMR FOODSTOP	LUST	12/02/1992	POLARIS PROPERTIES	RA-H	\$238,429
	199508028	FORMER SPIEGEL PROPERTY	OPUF	04/04/1995	ROBERT SHUMSKY AND JUDITH WILLIA	SI	\$65,393
	199509013	TRUMBULL NELSON CONSTRUCTION CO.	LUST	09/15/1995	TRUMBULL-NELSON CONSTRUCTION	GM	\$337,738
	199611025	HANOVER HIGH SCHOOL	OPUF	11/02/1996	DRESDEN SCHOOL DISTRICT SAU 70	GM	\$66,322
	200009024	UVRP LIMITED PARTNERSHIP	ETHER	03/31/2003	UVRP LIMITED PARTNERSHIP	SI-H	\$20,276
	City/Town Project Count: 8						
HAVERHILL	199209012	N HAVERHILL CONV INC FMR GARYS FUEL	LUST	09/10/1992	GARYS FUELS INC	SI	\$326,863
			MOST	04/02/2001	GARY'S FUELS INC	SI	\$34,722

Oil Fund Disbursement Board FY 2014 Annual Report
Table 4 - Cleanup Projects In-Progress by Community as of June 30, 2014

City/Town	NHDES Site No.	Site/Location Name	Type	Start Date (1)	Current Responsible Party	Category	Total Eligible Costs
HAVERHILL	199801028	HAVERHILL HIGHWAY DEPT	LUST	11/13/1997	TOWN OF HAVERHILL	GM	\$192,277
	199812179	FADDENS AUTO	LUST	12/20/1998	BRADFORD OIL COMPANY	SI	\$192,772
	200309090	KAPOTIS PROPERTY	LAST	02/08/1995	CHRISTOS KAPOTIS	GM	\$163,556
	201008017	S F MCALLISTER JEWELERS	OPUF	08/05/2010	S F MCALLISTER INC	SI	\$22,099
	201301043	RODGER RESIDENCE	OPUF	01/14/2013	SHANNA RODGER	IR	\$20,728
City/Town Project Count: 7							Subtotal: \$953,017
HENNIKER	201301019	MULLINAX RESIDENCE	OPUF	01/07/2013	MICHELE MULLINAX	IR	\$28,418
	City/Town Project Count: 1						
HILLSBOROUGH	198904015	MR MIKES HILLSBORO FMR HILLSBORO SUJ	LUST	09/20/1988	ALLIANCE ENERGY LLC - GLOBAL MON	GM	\$242,363
	198904023	PUBLIC SERVICE COMPANY OF NH	LUST	07/16/1991	PSNH C/O NORTHEAST UTILITIES SERV	GM	\$141,975
	198909033	J B VAILLANCOURT INC	LAST	02/15/1983	VAILLANCOURT FUEL INC.	GM	\$1,132,674
	199407060	NAJIBS PIZZA	LUST	05/19/1994	GEORGE C. STAFFORD & SONS INC.	GM	\$186,369
	199501041	RYMES HEATING OILS INC	LUST	12/12/1994	RYMES HEATING OIL, INC	RA-H	\$447,723
	199504016	J B VAILLANCOURT OFFICE	LUST	04/17/1995	LEWIS A PLETCHER	SI	\$300,768
	199707015	BELANGERS GASOLINE	LUST	07/14/1997	GEORGE BELANGER	RA-H	\$658,174
	199812218	CUMBERLAND FARMS 2843	LUST	11/19/2002	CUMBERLAND FARMS, INC.	RA-H	\$88,215
	199907032	WILLIAMS STORE	LUST	05/05/1999	WILLIAMS STORE	GM	\$93,065
	200001040	HERMAN BARRETT ENTERPRISE	LUST	11/29/1999	BARRETT'S MHP@210 HENNIKER ST. LI	GM	\$195,926
City/Town Project Count: 10							Subtotal: \$3,487,252
HINSDALE	198909011	HINSDALE GULF	LUST	11/04/1989	BARROWS COAL COMPANY	RA-H	\$185,668
	199404005	FORMER ROBERT QUALTERS PROPERTY	LUST	04/05/1994	VFW	GM	\$73,554
City/Town Project Count: 2							Subtotal: \$259,222
HOLDERNESS	198810002	HOLDERNESS CIRCLE K	LUST	10/06/1988	IRVING OIL MARKETING INC	RA-H	\$121,018
	City/Town Project Count: 1						
HOLLIS	201201060	TOLLES RESIDENCE	OPUF	01/31/2012	HILDA TOLLES	SI	\$3,661
	City/Town Project Count: 1						
HOOKSETT	198604138	GRANITE STATE SERVICE STATION	LUST	08/22/2002	ROUGH ROAD REALTY HOLDING CO., L	GM	\$325,574
	199407009	AL LAMBERTS GARAGE	ETHER	07/14/2006	ANN LAMBERT INC	GM	\$108,341
	200005045	EXXON DIV OF CFI 70103	LUST	05/05/2000	CUMBERLAND FARMS INC.	GM	\$233,289
	200205068	NORTH HOOKSETT SUNOCO	LUST	08/12/2004	SUNOCO, INC.	GM	
City/Town Project Count: 4							Subtotal: \$667,204
HOPKINTON	198802010	MR MIKES HOPKINTON	LUST	01/02/2002	ALLIANCE ENERGY, LLC - GLOBAL MON	GM	\$110,091
	199206017	CONTOOCCOOK AUTO CLINIC	LUST	06/09/1992	RAYMOND MOCK	RA-H	\$370,501
	199511013	H R CLOUGH INC	LAST	07/01/2003	H.R. CLOUGH, INCORPORATED	GM	\$77,776

Oil Fund Disbursement Board FY 2014 Annual Report
 Table 4 - Cleanup Projects In-Progress by Community as of June 30, 2014

City/Town	NHDES Site No.	Site/Location Name	Type	Start Date (1)	Current Responsible Party	Category	Total Eligible Costs
HOPKINTON	200211042	BRAD SMITH PROPERTY	OPUF	11/10/2002	BRAD SMITH	GM	\$1,105
	200302022	CAMP MERRIMACK	OPUF	01/26/2012	GREEK ORTHODOX DIOCESE OF BOST	IR	\$66,944
	201311012	DONNA FORTE PROPERTY	OPUF	11/11/2013	DONNA FORTE	IR	
City/Town Project Count: 6						Subtotal:	\$626,417
HUDSON	198903015	C W FUELS INC FMR HUDSON GAS	LUST	08/06/1986	ARTHUR & POPPY MANELAS	GM	\$390,416
	199211005	7 ELEVEN 33226	LUST	11/04/1992	CHRISTOPHER KIRITSIS	GM	\$283,210
	199611024	MACDUFFIE PETROLEUM	LUST	11/25/1996	ELPASO CORPORATION	GM	\$209,707
	199810037	CUMBERLAND FARMS 2819 (FRM ADS 153)	LUST	10/07/1998	CUMBERLAND FARMS	RA-H	\$110,072
	200411094	FORMER BOUCHER PROPERTY	OPUF	03/06/2009	LARRY KANAN	SI	\$13,103
City/Town Project Count: 5						Subtotal:	\$1,006,507
JACKSON	199403009	COOPER PROPERTY (FORMER LAROSE PR	OPUF	03/05/1994	JAMES & IBBY COOPER	GM	\$59,730
City/Town Project Count: 1						Subtotal:	\$59,730
JAFFREY	198912002	REDS OF JAFFREY	LUST	10/26/1999	JOHN PEARD, SR.	GM	\$144,273
City/Town Project Count: 1						Subtotal:	\$144,273
KEENE	198709010	FORMER MOBIL STATION (01-QVL)	LUST	07/17/1987	EXXONMOBIL ENVIRONMENTAL SERVI	GM	\$205,498
	198808012	CUMBERLAND FARM 2846	LUST	08/10/1988	CUMBERLAND FARMS	GM	\$247,084
	198903024	SHERMAN V ALLEN INC	LUST	05/17/1990	SHERMAN V ALLEN INC	GM	\$70,914
	198903025	DEPOT RD BULK	FUEL	04/14/2003	PATENODE DISTRIBUTING, LLC	RA	\$176,793
	198908043	KEENE CIRCLE K	LUST	10/02/2001	IRVING OIL MARKETING, INC	GM	\$54,646
	199002012	FORMER SOUNDPOWER	LUST	05/08/1989	204 WINCHESTER ST LLC	RA	\$115,202
	199301014	BOBS AUTO SERVICE	LUST	11/09/1992	WINCHESTER KEY LTD PARTNERSHIP	GM	\$102,211
	199306025	7 ELEVEN 32504	LUST	06/21/1993	7-ELEVEN INC	GM	\$117,249
	199505038	FRANS AUTO REPAIR	LUST	12/02/2002	FRANS AUTO REPAIR	GM	\$119,261
	199610031	TANGLEWOOD ESTATES	OPUF	10/21/1996	STEPHEN A HYNES, LLB	GM	\$365,872
	199802052	PEOPLES LAUNDRY INC	LUST	10/29/2009	PEOPLES LAUNDRY INC	SI	\$43,886
	199811087	MARTELL COURT PUMP STATION	OPUF	01/17/2003	CITY OF KEENE, NH	GM	\$20,516
	199812224	KEENE STATE COLLEGE	OPUF	08/16/2000	KEENE STATE COLLEGE	RA-H	\$40,123
	200102034	SAVINGS BANK OF WALPOLE PROPERTY	LUST	02/16/2001	SAVINGS BANK OF WALPOLE	RA	\$15,532
	200405097	537 MAIN ST PROPERTY	OPUF	09/22/2005	KATHERINE PIISPANEN	GM	\$109,506
	200506021	MCCUES RESTAURANT	LUST	06/18/2004	MCCUES HOLDINGS LLC	GM	\$43,047
	200507015	CHESHIRE COUNTY CREDIT UNION	OPUF	04/15/2005	CHESHIRE COUNTY FEDERAL CREDIT	GM	\$109,891
200610006	WELLS STREET PARKING GARAGE	OPUF	10/04/2006	CITY OF KEENE	GM	\$27,984	
201201047	SARGENT RESIDENCE	OPUF	01/17/2012	THERESA SARGENT	SI	\$6,941	
City/Town Project Count: 20						Subtotal:	\$2,014,408

Oil Fund Disbursement Board FY 2014 Annual Report
Table 4 - Cleanup Projects In-Progress by Community as of June 30, 2014

City/Town	NHDES Site No.	Site/Location Name	Type	Start Date (1)	Current Responsible Party	Category	Total Eligible Costs
KENSINGTON	199404022	UNITIL ENERGY SYSTEMS INC	LUST	11/04/1992	UNITIL ENERGY SYSTEMS INC	RA-H	\$143,774
City/Town Project Count: 1							Subtotal: \$143,774
KINGSTON	198402084	JOHNS TRUCK & AUTO	ETHER	07/12/2005	JOHNS TRUCK & AUTO SALVAGE	GM	\$129,168
	198712023	KINGSTON FOREIGN AUTO	LUST	02/04/1988	KINGSTON FOREIGN AUTO	GM	\$298,182
	198804007	FORMER MAC'S QUICK SHOP	LUST	04/01/1988	R.D. 125 REALTY CORP.	GM	\$508,210
	199602014	NORTHLAND FOREST PRODUCTS INC	LUST	08/15/1995	NORTHLAND FOREST PRODUCTS	GM	\$344,506
	199606054	W S CLARK AND SONS INC	LUST	08/04/1999	138 MAIN STREET, LLC	GM	\$266,327
City/Town Project Count: 5							Subtotal: \$1,546,393
LACONIA	198402098	SANBORNS AUTO REPAIR	LUST	02/02/1984	RALPH SANBORN	GM	\$55,157
	198500033	C C VENDING MACHINE	LUST	10/06/2004	COCA-COLA BOTTLING CO. NORTHERN	RA	\$127,792
	198605300	ST JOHNSBURY REALTY	OPUF	08/19/2013	M.T. MCCARTHY REALTY HOLDINGS, LI	IR	\$11,715
	198605397	FORMER CHRISTMAS ISLAND MOTEL	OPUF	11/19/2013	LAKEHOUSES@CHRISTMASISLAND LL	IR	
	198605409	LAKES REGION GENERAL HOSPITAL	LUST	09/26/2007	LAKES REGION GENERAL HOSPITAL	GM	\$151,318
	198904018	DEPT OF PUBLIC WORKS	LUST	07/20/1988	CITY OF LACONIA/CO DPW	RA-H	\$272,404
	198905016	STAFFORD OIL	LUST	05/15/1989	GEORGE C STAFFORD & SONS, INC.	GM	\$131,241
	199003005	STAFFORD OIL CO	LAST	07/01/1988	STAFFORD OIL CO	GM	\$359,455
	199011015	CUMBERLAND FARMS 2802	LUST	11/13/1990	CUMBERLAND FARMS, INC.	GM	\$538,329
	199011027	IRVING OIL BULK STORAGE	LAST	09/09/1992	IOCMA, INC - IRVING	GM	\$523,292
	199104014	IRWIN MARINE	LUST	02/07/2005	IRWIN MARINE CORPORATION	GM	\$68,453
	199205004	WEIRS BEACH CITGO LLC	LUST	04/14/1992	ELEANOR MONGOVAN	GM	\$132,838
	199209020	GULBICKIS TOWING AND REPAIR	LUST	08/14/1992	GULBICKIS TOWING AND REPAIR	GM	\$181,599
	199308013	SOUTH MAIN ECCO	LUST	08/17/1993	FOLEY OIL CO.	RA-H	\$100,952
	199412046	PROVINCE ST IRVING MAINWAY	LUST	07/19/2006	IOCMA, INC - IRVING	RA	\$57,303
	199507011	GEORGE C STAFFORD & SONS INC	LAST	11/06/1997	GEORGE C. STAFFORD AND SONS	GM	\$575,187
	199606061	FRED FULLER OIL CO INC	LAST	10/11/2001	FRED FULLER OIL & PROPANE CO INC	RA	\$288,703
	199701010	BOULIA-GORRELL LUMBER CO	LUST	02/07/1997	BOULIA-GORRELL LUMBER CO	RA-H	\$127,458
	199702029	WEIRS BEACH GO KART TRACK	LUST	02/14/1997	THOMAS HICKEY	GM	\$160,239
	199712083	REEDS STORE LLC	LUST	08/06/2012	17 LEXINGTON DRIVE LLC	SI	\$30,085
	199804064	CHANNEL MARINE LLC	LUST	04/01/1998	CHANNEL MARINE L.L.C.	GM	\$47,242
	199812079	LAKEPORT LANDING MARINA	LUST	11/30/1998	BLIZZARD INC.	GM	\$67,957
	200001005	PREMIUM GAS	LUST	11/16/1999	MOHAMMED NAWAZ	GM	\$177,403
	200004002	CANTIN CHEVROLET	MOST	06/06/2001	FOLEY OIL COMPANY	GM	\$54,000
	200110047	QUICK TRIP	LUST	07/01/2001	CANTIN CHEVROLET INC.	GM	\$508,249
	200807067	YOUNG PROPERTY	LUST	08/08/2001	DRAKE PETROLEUM COMPANY	RA-H	\$150,585
	201009007	MORIN REALTY INC	OPUF	07/15/2008	ALAN YOUNG	GM	\$31,266
			LUST	09/08/2010	MORIN REALTY, INC.	SI	\$34,532

Oil Fund Disbursement Board FY 2014 Annual Report

Table 4 - Cleanup Projects In-Progress by Community as of June 30, 2014

City/Town	NHDES Site No.	Site/Location Name	Type	Start Date (1)	Current Responsible Party	Category	Total Eligible Costs
LACONIA	201112010	53 DAVIS PLACE PROPERTY	OPUF	11/10/2011	MEREDITH RETAIL ASSOCIATES	SI	\$82,844
City/Town Project Count: 29							Subtotal: \$5,047,597
LANCASTER	198808020	FMR. LANCASTER SUNOCO	LUST	08/17/1988	DAVID R. POULIN	SI	\$236,290
	199007023	FORMER CANTIN PROPERTY	LUST	07/02/1990	TOWN OF LANCASTER	RA-H	\$135,771
	199502047	JOHNSONS FUEL SERVICE	LAST	06/23/1997	APOLLO INDUSTRIES, INC.	GM	\$305,884
	199509016	JOHNSONS FUEL SERVICE	FUEL	09/14/1995	WALTER FREED/APOLLO INDUSTRIES	GM	\$201,508
	201301053	MASON RESIDENCE	OPUF	01/29/2013	GARY MASON	IR	\$21,625
City/Town Project Count: 5							Subtotal: \$901,078
LEBANON	198905017	EVANS EXPRESSMART	LUST	06/16/1989	EVANS GROUP INC	RA-H	\$203,279
	198905068	IRVING EXIT 20 (FMR EXIT 20 FOODSTOP)	LUST	04/15/1989	CHEVRON ENVIRONMENTAL MANAGEN	GM	\$413,363
	198910033	WESCO INC	LUST	11/03/1989	WESCO, INC.	GM	\$218,234
	199010009	MIRACLE MILE PLAZA	LUST	09/04/1990	MIRACLE MILE REALTY LLC	RA-H	\$467,142
	199012040	GOMEZ REALTY	LUST	11/06/1991	UNITED PARCEL SERVICE	RA	\$177,078
	199106029	LEBANON PHARMACY	LUST	05/29/1991	GS & MB REAL ESTATE HOLDINGS LLC	GM	\$237,158
	199109027	FORMER PURCELL OIL CO	LAST	08/21/1996	PURCELL R.E. INVEST. LMT. PART.	RA	\$640,307
	199210036	WEST LEBANON YARD FACILITY	LAST	08/12/1992	NEW HAMPSHIRE DEPT. OF TRANSPOR	GM	\$373,654
	199306028	T & R SIDELINES FUEL	LUST	06/28/1993	TWIN STATE FUELS, INC.	GM	\$128,898
	199308002	FORMER MUFFLER HOUSE/RENT A WRECK	LUST	07/29/1993	EUGENE BOISVERT	GM	\$172,650
	199412010	SPEEDY MART	LUST	11/14/1994	CHAMPLAIN OIL CO.	RA-H	\$214,729
	199505027	EXIT 19 SUNOCO FRM DOUGS SUNOCO	LUST	05/10/1995	JW SANDRI INC.	GM	\$226,367
	199602028	ROYS AUTO SERVICES INC	LUST	02/01/1996	EVANS GROUP INC	RA	\$455,670
	199702002	DECATO BROTHERS INC	LUST	07/31/1996	C. D. CAIRNS TRUST - DBA CHAMPLAIN	GM	\$267,800
	199710022	MOULTON CONSTRUCTION	LUST	10/08/1997	MOULTON CONSTRUCTION	RA	\$51,839
	199911031	BLAKTOP INC	LAST	07/02/2008	BLAKTOP INC.	GM	\$61,499
	200003036	WEST LEBANON GO GO	LUST	03/21/2000	BRADFORD OIL COMPANY	GM	\$555,739
	200205031	BUSKEY PROPERTIES	OPUF	05/15/2006	WILTON BUSKY	GM	\$16,399
City/Town Project Count: 18							Subtotal: \$4,881,802
LEE	199203034	MOBIL 13052	ETHER	10/30/2006	OYSTER RIVER INVESTORS	RA	\$2,014,240
			LUST	01/31/1992	OYSTER RIVER INVESTORS INC	GM	\$1,456,120
			LUST	06/18/2002	GLOBAL MONTELLO GROUP CORP	GM	\$117,652
	201202028	LEWIS PROPERTY	OPUF	02/03/2012	RAFAELA LEWIS	IR	\$36,735
City/Town Project Count: 4							Subtotal: \$3,624,747
LEMPSTER	199512003	FORMER FULTON'S SERVICE STATION	LUST	07/13/1995	L & M AUTOMOTIVE	GM	\$140,427
	200203024	TRI-STATE CAR CRUSHING (FRMR BROOKS)	ETHER	03/15/2002	TRI-STATE CAR CRUSHING	RA	\$393,988
City/Town Project Count: 2							Subtotal: \$534,415

Oil Fund Disbursement Board FY 2014 Annual Report
Table 4 - Cleanup Projects In-Progress by Community as of June 30, 2014

City/Town	NHDES Site No.	Site/Location Name	Type	Start Date (1)	Current Responsible Party	Category	Total Eligible Costs
LINCOLN	199705001	FMR. MUNCES KONVENIENCE	LUST	04/28/1997	36 MAIN STREET LINCOLN CORP - EL K	RA	\$194,204
	200004051	KANCAMAGUS COUNTRY STORE	LUST	01/11/2013	KANCAMAGUS COUNTRY STORE, LLC	RA	\$299,885
City/Town Project Count: 2							Subtotal: \$494,089
LISBON	199604015	FORMER LISBON CHEVROLET	LUST	04/04/1996	WALTER & CAROLE YOUNG	GM	\$89,454
	200707062	RYMUT RESIDENCE	OPUF	07/24/2007	NANCY RYMUT	SI	\$72,166
City/Town Project Count: 2							Subtotal: \$161,620
LITCHFIELD	199206003	7 ELEVEN 32502	LUST	06/03/1992	7-ELEVEN INC	GM	\$469,602
City/Town Project Count: 1							Subtotal: \$469,602
LITTLETON	199301019	TWO BROTHERS GARAGE	LUST	11/17/1992	P & M PARTNERSHIP CORP	GM	\$170,117
	199401014	HARRIS ENERGY INC	LAST	07/19/2000	HARRIS ENERGY INC	GM	\$141,070
	199404036	FORMER B & W FUELS INC	LAST	05/02/1996	ROBERT COPENHAVER	GM	\$596,455
	199407079	WHITE MOUNTAIN SUNOCO	LUST	06/06/2013	THE SANDRI COMPANIES	SI	\$16,327
	199508015	LITTLETON FOOD MART	LUST	07/12/1995	CHAMPLAIN OIL CO.	GM	\$287,196
	200212019	VON'S AUTO REPAIR	LAST	05/22/2002	VON'S AUTO REPAIR	GM	\$75,847
	200802018	PROPOSED LITTLETON POLICE FAC	LUST	12/28/2007	TOWN OF LITTLETON	GM	\$169,945
City/Town Project Count: 7							Subtotal: \$1,456,957
LONDONDERRY	198605044	MOORES TRUCKING	LUST	05/27/1991	JASON GUINNESSO	RA	\$117,278
	199008017	SHELL 138277	LUST	01/19/2011	MOTIVA ENTERPRISES LLC	SI	\$46,036
	199102017	FORMER MOBIL STATION 17773	LUST	01/22/1991	EXXONMOBIL OIL CORP	GM	\$144,798
	199312012	LONDONDERRY NORTH FIRE STATION	LUST	08/20/1993	TOWN OF LONDONDERRY	GM	\$437,443
	199810019	ST JUDES PARISH	OPUF	10/06/1998	ST JUDE'S PARISH	GM	\$199,042
	199810060	TEDESCHI FOOD SHOPS	LUST	09/21/1998	TEDESCHI FOOD SHOPS	GM	\$170,937
	200005030	MURRAY'S AUTO RECYCLING	ETHER	12/14/1999	MURRAY'S AUTO RECYCLING	GM	\$251,232
201309043	CARLOS & ELIZABETH DEMELO	OPUF	10/03/2013	DIANA GILBERT	IR	\$9,987	
City/Town Project Count: 8							Subtotal: \$1,376,753
LYME	199906087	NICHOLS HARDWARE INC	LUST	11/29/2006	NICHOLS HARDWARE	RA	\$417,218
	201303062	VERACKAS GARAGE	LUST	03/21/2013	ROBERT LEE, DBA R LEE TRUST	RA	\$10,671
City/Town Project Count: 2							Subtotal: \$427,889
MADBURY	198705022	NE METALS RECYCLING (FMR MADBURY Mf)	ETHER	04/15/2004	NEW ENGLAND METAL RECYCLING LLC	SI	
City/Town Project Count: 1							Subtotal:
MANCHESTER	197704001	FMR AXTON CROSS/HITC CLI	LUST	07/01/1988	MAPO ASSOCIATES	GM	\$117,112
	198403046	ELLIOT HOSPITAL	LUST	11/05/1991	ELLIOT HOSPITAL	RA-H	\$246,398
	198509000	WASTEWATER TREATMENT FACILITY	LUST	01/01/1985	CITY OF MANCHESTER	GM	\$66,467
	198605513	FORMER TIDEWATER OIL CO.	LUST	10/30/2013	NENG HONG WU	SI	

Oil Fund Disbursement Board FY 2014 Annual Report

Table 4 - Cleanup Projects In-Progress by Community as of June 30, 2014

City/Town	NHDES Site No.	Site/Location Name	Type	Start Date (1)	Current Responsible Party	Category	Total Eligible Costs	
MANCHESTER	198611002	FMR WEST SIDE PUMP STATION SITE	LUST	11/29/2006	JAMES S. MCDOWELL	SI	\$47,988	
	198612003	E & R LAUNDRY	LUST	07/01/1988	E & R LAUNDRY & DRY CLEANERS	GM	\$166,369	
	198708021	7 ELEVEN 33202	LUST	05/09/1988	7-ELEVEN, INC.	RA-H	\$455,340	
	198711001	RUBENSTEIN B & M SITE	LAST	10/15/1987	CITY OF MANCHESTER	RA	\$271,533	
	198801002	FORMER SECOND ST EXPRESS MART	LUST	06/07/1988	PAPA REALTY LLC	GM	\$127,211	
	198808011	CRYSTAL DRY CLEANERS AND LAUNDRY	LUST	08/08/1988	CRYSTAL DRY CLEANERS & LAUNDRY,	RA	\$488,424	
	198808024	LASER LUBE FACILITY	LUST	08/18/1988	ROY MATTUCCI	RA-H	\$145,163	
	198907017	MANCHESTER GO GO	LUST	02/28/1989	SUNOCO, INC. (R&M)	GM	\$37,221	
	198907018	HANS ONE STOP CONVENIENCE MART	LUST	07/18/1989	YUN YOUNG HAN	RA-H	\$125,147	
				MOST	05/26/2011	YUN YOUNG HAN	RA-H	
	198910032	SHELL 100013	LUST	02/13/1998	MOTIVA ENTERPRISES LLC	GM	\$121,619	
	198910045	KLEMMS MOBIL	LUST	12/09/2008	KLEMMS MOBIL - KLEMM FAMILY LLC	SI	\$42,409	
	199002002	FMR MANCHESTER TIRE & BATTERY	LUST	01/31/1990	DIJANNI, LLC	GM	\$239,804	
	199008014	CITY FUEL	LAST	07/07/2010	CITY FUEL	SI	\$21,105	
	199009013	MANCHESTER HIGHWAY GARAGE	LUST	09/11/1990	CITY OF MANCHESTER DEPT OF HIGH	RA-H	\$1,177,636	
	199105030	DEAD RIVER CO	LAST	04/10/1991	DEAD RIVER OIL COMPANY	GM	\$81,091	
	199107003	MOBIL 15775	LUST	07/10/1990	EXXONMOBIL OIL CORPORATION	RA-H	\$2,249	
	199107017	MOBIL 10968	LUST	05/31/1991	GLOBAL COMPANIES LLC	GM	\$142,480	
	199110004	QUEEN CITY FUELS INC (EXXON #3-5148)	LUST	10/04/1991	EXXON MOBIL CORP	GM	\$43,922	
	199110034	R C HAZELTON CO INC	LUST	09/03/1991	AEC REALTY OF NH, LLC - ANDERSON	GM	\$76,860	
	199111010	HESS 29502	LUST	11/19/1991	AMERADA HESS CORPORATION	GM	\$506,461	
	199111018	MERRIMACK RIVER MILL	LUST	11/18/1991	MERRIMACK RIVER MILL LLC	GM	\$58,476	
	199112017	M L HALLE OIL SERVICE INC	FUEL	04/18/1994	MARK HALLE	GM	\$500,000	
	199206014	FORMER SCHNEIDER PROPERTY	LUST	06/17/1992	PAUL J GLADSTONE REV. TRUST	GM	\$102,690	
	199210008	MANCHESTER POLICE DEPT	LUST	10/26/1993	CITY OF MANCHESTER	RA	\$137,109	
	199212015	A W THERRIEN	LUST	10/06/1992	A. W. THERRIEN	GM	\$165,525	
	199212036	FORMER 2ND STREET CAR WASH	LUST	02/15/2005	DJL SECOND STREET HOLDINGS LLC	GM	\$49,588	
199306006	HESS 29501	LUST	02/16/1993	HESS CORPORATION	GM	\$127,745		
199308009	RPA AUTOMOTIVE (FRM CANDIA RD MUFFL	LUST	08/06/1993	ANBO PROPERTIES, LLC	GM	\$399,409		
199405017	MAVERICK GAS & CONVENIENCE	LAST	02/21/2003	LAFAYETTE PETROLEUM	SI	\$177,841		
199406004	TONY THE TIGER	LUST	03/16/1994	GETTY PROPERTIES CORPORATION	IR-H	\$120,008		
199407080	GAMACHE ENTERPRISES	ETHER	07/22/2008	MANCHESTER MILL REALTY LLC	GM	\$30,671		
199411017	FORMER JEMMA BUILDING	OPIUF	01/29/1992	MANCHESTER MILLYARD REALTY LLC	GM	\$183,097		
199412029	CRAWFORD VOGEL & WENZEL OIL	FUEL	12/21/1994	CRAWFORD, VOGEL AND WENZEL	RA	\$79,491		
199412034	FORMER AAMCO TRANSMISSION FACILITY	LUST	12/05/1994	790 GOLD STREET REALTY, LLC	RA	\$77,166		
199502040	TROMBLY ENTERPRISES	LAST	12/30/1996	COMMUNITY ENERGY OIL COMPANY	GM	\$418,526		
199502068	MANCHESTER REDIMIX CONCRETE	LUST	02/08/1995	REDI-MIX COMPANIES, INC	GM	\$318,217		

Oil Fund Disbursement Board FY 2014 Annual Report
 Table 4 - Cleanup Projects In-Progress by Community as of June 30, 2014

City/Town	NHDES Site No.	Site/Location Name	Type	Start Date (1)	Current Responsible Party	Category	Total Eligible Costs
MANCHESTER	199504032	PARKS & RECREATION MAINT GARAGE	LUST	02/28/1995	CITY OF MANCHESTER	GM	\$111,411
	199602024	HANOVER ST MOBIL	LUST	02/16/1996	ARANCO OIL COMPANY	RA-H	\$209,370
	199606025	OLD WELLINGTON ROAD LLC	LUST	05/23/1996	CAROL ROBIDOUX	GM	\$125,612
	199703012	HOOKSETT ROAD SUNOCO	LUST	12/23/1996	ARANCO OIL CO.	GM	\$332,908
	199711014	CEDAR STATION FMR PREMIUM GAS & AUT	LUST	08/21/1997	CEDAR STATION LLC	RA	\$422,870
	199805062	FAST TRACK CONVENIENCE	LUST	07/02/2010	FAST TRACK CONVENIENCE	GM	\$28,920
	199808045	MOBIL 17720	LUST	11/06/2001	GLOBAL COMPANIES LLC	RA-H	\$203,844
	199809057	HILLSIDE JUNIOR HIGH SCHOOL	OPUF	09/29/1998	CITY OF MANCHESTER	RA-H	\$99,342
	199812072	7 ELEVEN 33201	LUST	12/07/1998	CHRISTOPHER KIRITSIS	GM	\$242,245
	199903018	FORMER GETTY STATION 55201	LUST	07/27/2006	GETTY PROPERTIES CORP.	GM	\$178,698
	199907059	1037-1045 ELM STREET	OPUF	07/29/1999	CITY OF MANCHESTER	GM	\$102,748
	199908052	SHELL SERVICE STATION	LUST	06/12/2008	MOTIVA ENTERPRISES, LLC	GM	\$23,598
	199909046	KINNE ELECTRIC	LUST	09/09/1999	KINNE ELECTRIC, INC	RA-H	\$257,818
	200005043	CUMBERLAND FARMS 70110 FMR EXXON	LUST	03/30/2000	CUMBERLAND FARMS INC.	GM	\$117,867
	200005046	EXXON DIV OF CFI 70108	LUST	05/05/2000	CUMBERLAND FARMS INC	RA-H	\$77,766
	200005047	EXXON DIV OF CFI 70106	LUST	04/26/2000	CUMBERLAND FARMS, INC.	GM	\$138,392
	200009004	7 ELEVEN 32996	LUST	07/21/2000	SERED WEBSTER LLC	GM	\$207,782
	200009023	NORTH ELM GARAGE	LUST	03/02/2000	786 GAS LLC	RA-H	\$150,048
	200207063	300 SOUTH WILLOW STREET LLC	LUST	05/14/2002	300 SOUTH WILLOW STREET LLC	GM	\$75,661
	200804063	GLADYSZ GARAGE (REST)	LUST	12/19/2007	NINETEEN THIRTY THREE ASSOC LLC.	GM	\$40,213
201001070	GRANITE LANDING	LUST	11/09/2009	MANCHESTER DEVELOPMENT CORPOI	GM	\$112,863	
201310048	FAIR DEAL PROPERTY'S INC	OPUF	10/15/2013	2MJ5 HOLDINGS, LLC	IR	\$6,997	
City/Town Project Count: 63							Subtotal: \$10,962,539
MARLBOROUGH	199608005	MARLBOROUGH SUNOCO	LUST	07/16/1996	J W SANDRI, INC.	RA	\$146,678
	200508051	IOOF BUILDING	OPUF	08/12/2005	INTERNATIONAL ORDER OF ODD FELL	RA-H	\$187,796
City/Town Project Count: 2							Subtotal: \$334,475
MARLOW	199312006	MARLOW GROCERY STORE	LUST	11/23/1993	MARLOW VENTURES, LLC	GM	\$164,220
	199703051	MARLOW FIRE DEPT	LUST	03/21/1997	TOWN OF MARLOW	GM	\$134,190
City/Town Project Count: 2							Subtotal: \$298,410
MEREDITH	198500011	MEREDITH FORD	MOST	12/14/2011	MEREDITH MOTOR CO, INC	SI	\$224,998
	198804012	MEREDITH CIRCLE K	LUST	07/15/1988	IRVING OIL MARKETING, INC	GM	\$1,405,792
	199002010	KEYTOWN IRVING	LUST	05/04/1988	IOOMA, INC - IRVING	GM	\$101,739
	199007033	MEREDITH CITGO	LUST	10/17/2008	ARANCO OIL COMPANY	SI	\$68,305
	199011026	MOBIL FMR IRVING OIL SOUTH	LUST	06/28/1990	IOOMA, INC. - IRVING	SI	\$304,352
	199803030	CUMBERLAND FARMS 2809	LUST	03/17/1998	CUMBERLAND FARMS	RA-H	\$173,403
	201306010	WATKINSON RESIDENCE	OPUF	06/08/2013	JOHN & SUSAN WATKINSON	IR	\$15,187

Oil Fund Disbursement Board FY 2014 Annual Report
Table 4 - Cleanup Projects In-Progress by Community as of June 30, 2014

City/Town	NHDES Site No.	Site/Location Name	Type	Start Date (1)	Current Responsible Party	Category	Total Eligible Costs
City/Town Project Count: 7							
MERRIMACK	198406032	GREEN VALLEY 55244	LUST	06/01/1984	GETTY PROPERTIES CORP.	RA-H	\$344,040
	199904008	PYNENBURGS SERVICE STATION	LUST	02/07/1999	JOE PYNENBURG	RA	\$318,098
	200005049	EXXON DIV OF CFI 70111	LUST	04/26/2000	CUMBERLAND FARMS, INC.	GM	\$141,831
	200702049	MAJESTIC MOTORS	ETHER	07/02/2007	MAJESTIC MOTORS	GM	\$102,044
Subtotal:							\$2,293,777
City/Town Project Count: 4							
MILAN	201105031	LORDEN PROPERTY	ETHER	05/06/2011	BETH LORDEN	SI	\$2,954
Subtotal:							\$2,954
City/Town Project Count: 1							
MILFORD	198608001	MR MIKES MILFORD FRM MILFORD SUNOC	LUST	08/10/1986	ALLIANCE ENERGY LLC - GLOBAL MON	RA-H	\$229,796
	198704093	GREEN VALLEY 55261 FRM GETTY	LUST	03/02/1992	GETTY PROPERTIES CORP	GM	\$792,083
	198906048	FORMER MILFORD TEXACO	LUST	06/01/1989	168 SOUTH STREET LLC	GM	\$330,384
			LUST	08/01/2001	168 SOUTH STREET LLC	GM	\$21,290
	199201002	SNACK CORNER	LAST	03/08/2009	ENI 38 ELM ST, LLC	RA	\$38,855
			LUST	01/02/1992	ENI 38 ELM STREET, LLC	RA-H	\$318,599
	199404027	XTRA MART	LUST	04/27/1994	DRAKE PETROLEUM CO	RA	\$598,377
	199506032	EAST MILFORD BULK PLNT FRM DRAPER EI	LAST	12/22/2008	ENERGY NORTH STORES, INC. - ENI	GM	\$848,699
	199606059	FRED FULLER OIL CO INC	FUEL	01/30/2012	FRED FULLER OIL & PROPANE CO INC	SI	\$20,103
	200209076	MASON ROAD MTBE	ETHER	05/30/2002	UNKNOWN	RA	\$15,439
200801007	FORTIER PROPERTY	OPUF	01/08/2008	RICHARD FORTIER	SI	\$19,353	
200906024	BARONIS PROPERTY	OPUF	06/11/2009	PAUL & PATRICIA BARONAS	SI		
201003044	GIBBONS PROPERTY	OPUF	03/03/2010	ROBIN SANDERS	SI	\$29,669	
Subtotal:							\$3,262,647
City/Town Project Count: 13							
MILTON	199708026	CUMBERLAND FARMS 2822	LUST	04/14/1997	CUMBERLAND FARMS INC	GM	\$124,436
	201010047	THORNTON PROPERTY	OPUF	10/15/2010	CYNTHIA THORNTON (WILDES)	GM	\$43,441
Subtotal:							\$167,877
City/Town Project Count: 2							
MONT VERNON	199807007	MONT VERNON COUNTRY STORE	LUST	04/03/1998	DRAPER ENERGYLIQUIDATING TRUST	GM	\$345,907
Subtotal:							\$345,907
City/Town Project Count: 1							
MOULTONBORO	198102000	MURPHYS	LUST	01/15/1993	ERRIS, LLC	GM	\$811,714
	198604174	JOJOS COUNTRY STORE	LUST	02/22/2011	ROY W. BEZNOSKA	GM	\$61,565
	198607017	L E AVERY EXCAVATING	OPUF	11/16/2005	L E AVERY EXCAVATING	RA-H	\$62,643
	199009029	RED HILL AUTOMOTIVE	LUST	10/03/1990	IRVING OIL MARKETING INC	GM	\$552,001
	199611035	MURPHY'S VILLAGE STORE	LUST	03/20/2007	GCCS #2, LLC	RA	\$57,623
	200606045	ROBERT HUSTON RESIDENCE	OPUF	06/20/2006	ROBERT HUSTON	IR	\$3,485
	201207042	ROUSSEAU PROPERTY	OPUF	07/15/2012	MICHAEL ROUSSEAU	IR	\$19,598
	Subtotal:						

Oil Fund Disbursement Board FY 2014 Annual Report

Table 4 - Cleanup Projects In-Progress by Community as of June 30, 2014

City/Town	NHDES Site No.	Site/Location Name	City/Town Project Name	Type	Start Date (1)	Current Responsible Party	Category	Total Eligible Costs
NASHUA	198604071	DICK RAYMOND INC		LUST	12/21/2012	RICHARD RAYMOND	SI	\$39,745
	198605313	RIPANO STONEWORKS (FMR MARBLECRAF		OPUF	11/22/2005	RLL REALTY, LLC	GM	\$126,923
	198806019	FORMER LEVESQUE SECURITY OIL		LUST	08/02/1989	BENNETT PRESCOTT, LLC	RA-H	\$126,168
	198809020	SULLIVAN TIRE (ADJACENT TO 7-11)		LUST	07/01/1988	SULLIVAN TIRE CO, INC	GM	\$257,106
	198905008	7-11 SOUTHLAND CORP		LUST	06/12/1989	7-ELEVEN INC	GM	\$352,412
	198905020	HESS 29305		LUST	04/15/1989	PHILLIPS 66 COMPANY	GM	\$256,033
	198906001	7 ELEVEN 24433		LUST	11/02/1988	7-ELEVEN, INC.	GM	\$163,488
	198906013	HENRY HANGERS COMPANY		LUST	08/09/1994	HENRY HANGER CO. OF AMERICA	RA-H	\$194,876
	198907015	SHELL 138281		LUST	05/16/1989	MOTIVA ENTERPRISES, LLC	GM	\$111,667
	198907037	MOBIL		LUST	06/27/2001	EXXONMOBIL OIL CORP	RA	\$63,120
	198907057	NASHUA TEXACO		LUST	07/19/1989	MOTIVA ENTERPRISES	GM	\$208,947
	198909043	FMR BATESVILLE CASKET CO		OPUF	05/04/2007	PALMVIEW CROSSING LLC	GM	\$57,295
	199008010	SHELL 116792		LUST	05/16/1990	MOTIVA ENTERPRISES LLC	GM	\$212,018
	199009003	TULLEY AUTO DEALERSHIP		LUST	02/08/2005	TULLEY BUICK-PONTIAC COMPANY	GM	\$61,248
	199101006	MAYNARD & LESIEUR INC		LUST	07/27/1990	MAYNARD & LESIEUR INC	GM	\$94,879
	199103041	7 ELEVEN 30290		LUST	03/22/1991	7-ELEVEN INC	GM	\$98,676
	199110030	PENNICHUCK WATER WORKS		LUST	10/08/1991	PENNICHUCK WATER WORKS (OPERA	GM	\$220,257
	199307020	EXXON DIV OF CFI 70115		LUST	06/21/1993	CUMBERLAND FARMS INC.	GM	\$81,367
	199308011	CUMBERLAND FARMS 2858		LUST	08/02/1993	CUMBERLAND FARMS INC	SI	\$151,106
	199309007	SHELL 100007		LUST	07/16/1993	MOTIVA ENTERPRISES LLC	GM	\$156,503
	199410013	FORMER TEXACO		LUST	09/13/1994	MOTIVA ENTERPRISES LLC	RA	\$958,643
	199410039	NASHUA MOTOR EXPRESS INC		LUST	03/05/2012	270 AMHERST ST., LLC C/O SAXON PAF	SI	
	199505020	FORMER NASHUA CORPORATION		OPUF	01/27/1995	NASHUA CORPORATION	GM	\$68,403
	199505036	TRANS LEASE CO		LUST	07/16/1996	EXXONMOBIL ENVIRONMENTAL SERVI	GM	\$58,180
	199507003	WHITNEY SCREW		LUST	06/26/2001	14A BROAD STREET, LLC	SI	\$581,802
	199603001	D & R TOWING FACILITY		LUST	12/30/1995	WILDWOOD ENTERPRISES, INC	GM	\$206,121
199801043	ROUSSEAU REALTY INC		LUST	12/09/1997	ROUSSEAU REALTY INC	RA	\$430,930	
199811040	MOBIL 10975		LUST	04/24/2003	GLOBAL COMPANIES LLC	GM	\$174,302	
199908013	KAMENSKE AND CO INC		OPUF	07/29/1999	KAMENSKE AND COMPANY INC.	SI	\$21,962	
200409154	DOWNTOWN LINCOLN MERCURY		LUST	07/10/2004	KEY-RAY INVESTMENTS, LLC	RA	\$115,318	
200608015	FMR NASHUA MANUFACTURING CO BOILER		LUST	08/04/2006	CITY OF NASHUA	SI	\$158,630	
201208044	PROLMAN PROPERTY		OPUF	08/03/2012	EARL AND MARILYN PROLMAN	IR	\$29,519	
201401008	SHAUGHNESSY RESIDENCE		OPUF	01/07/2014	LYNN SHAUGHNESSY	IR	\$6,243	
				City/Town Project Count: 33		Subtotal:		\$5,943,884
NEW BOSTON	199605022	DANIELS OIL CO		LUST	09/17/2001	L.R. AND E.J. DANIELS REVOCABLE TRU	GM	\$218,294

Oil Fund Disbursement Board FY 2014 Annual Report
 Table 4 - Cleanup Projects In-Progress by Community as of June 30, 2014

City/Town	NHDES Site No.	Site/Location Name	Type	Start Date (1)	Current Responsible Party	Category	Total Eligible Costs
NEW DURHAM		GRIGG PROPERTY	OPUF	03/23/2007	JAMES GRIGG	GM	\$80,903
City/Town Project Count: 1							Subtotal: \$218,294
NEW HAMPTON		NEW HAMPTON SCHOOL	LUST	05/01/1989	NEW HAMPTON SCHOOL	RA	\$283,197
		MUNCES KONVENIENCE	LUST	02/29/2012	325 RTE 104 NEW HAMPTON CORP - EL	SI	\$46,042
City/Town Project Count: 1							Subtotal: \$80,903
NEW IPSWICH		MR MIKES NEW IPSWICH FRM RONS CITGO	LUST	08/17/1989	ALLIANCE ENERGY LLC - GLOBAL MON	GM	\$1,128,814
		VILLAGE MOBIL	LUST	12/13/1990	RODNEY NICHOLS	GM	\$181,579
		TURNPIKE AUTO PARTS	ETHER	09/19/2003	TURNPIKE AUTO PARTS, LLC	GM	\$129,868
City/Town Project Count: 2							Subtotal: \$329,239
NEW LONDON		COLBY-SAWYER COLLEGE/MAINTENANCE	LUST	08/09/1994	COLBY SAWYER COLLEGE	GM	\$205,292
		NEW LONDON JIFFY MART	LUST	12/05/1988	CHAMPLAIN OIL COMPANY INC.	RA-H	\$197,522
		NEW LONDON MINI MART	LUST	11/12/1993	ARISTOTEL AND GEORGE SOULIOTIS	GM	\$236,753
		MARSHALLS GARAGE	LUST	06/26/1995	MARSHALLS GARAGE	GM	\$333,349
City/Town Project Count: 3							Subtotal: \$1,440,261
NEWBURY		FMR NEWBURY SERVICE CENTER	LUST	01/14/1999	EGBERT & STELLA ALBRO	GM	\$247,164
City/Town Project Count: 4							Subtotal: \$972,915
NEWINGTON		TACCETTA CHEVROLET/PORTSMOUTH CHE	LUST	12/06/1988	VINCENT TACCETTA	GM	\$78,200
		GREAT BAY MARINE	LUST	02/03/1997	GREAT BAY MARINE INC	GM	\$233,764
		EXXON DIV OF CFI 70117	LUST	09/25/1989	CUMBERLAND FARMS INC.	RA-H	\$178,621
		FORMER NEWINGTON COUNTRY STORE	LUST	12/20/1990	DEPARTMENT OF TRANSPORTATION	IR	
		FORMER MOBIL OIL TERMINAL 28-075	ETHER	02/06/2009	PUBLIC SERVICE OF NEW HAMPSHIRE	GM	\$19,027
		SEA COAST DESIGN CENTER	LUST	01/08/1992	RIVERSIDE HOLDINGS, LLC	GM	\$97,288
City/Town Project Count: 6							Subtotal: \$606,900
NEWMARKET		ROUTE 108 AUTOBODY INC	LUST	07/28/1988	ROUTE 108 AUTOBODY INC	GM	\$70,453
		NEWMARKET MINIMART LLC FMR EVANS	LUST	11/18/1996	TIRTH, LLC	GM	\$96,942
		FORMER RIVERDALE AUTOMOTIVE SALES	MOST	07/11/1999	NEWMARKET MILLS, LLC	RA	\$33,429
		JAYS NEWMARKET CONVENIENCE	LUST	09/29/1993	JAYS NEWMARKET CONVENIENCE LLC	RA-H	\$100,880
		NEWMARKET CIRCLE K	LUST	12/12/1995	IRVING OIL MARKETING INC	GM	\$107,497
		TURCOTTE PROPERTY	OPUF	05/31/2013	ROBERT A TURCOTTE SR. REV. TRUST	SI	\$23,750
City/Town Project Count: 6							Subtotal: \$432,951
NEWPORT		NEWPORT MOBIL	LUST	04/08/1992	FRED JR BOCKO	GM	\$335,626
		NEWPORT CIRCLE K	LUST	02/12/1993	FOCO, INC.	GM	\$128,639
		NEWPORT NEIGHBORS	LUST	08/17/1994	SUMMIT DISTRIBUTING LLC	GM	\$118,394

Table 4 - Cleanup Projects In-Progress by Community as of June 30, 2014

City/Town	NHDES Site No.	Site/Location Name	Type	Start Date (1)	Current Responsible Party	Category	Total Eligible Costs
NEWPORT	199607020	JOHNSON & DIX FUEL CORP	LAST	06/04/1998	PARCEL 71, LLC	RA	\$1,149,463
	199810073	JIFFY MART	LUST	07/27/2004	CHAMPLAIN OIL CO.	GM	\$63,298
	200506188	NAPA AUTO PARTS	ETHER	06/01/2005	JILL YOUNG	GM	\$59,889
City/Town Project Count: 6				Subtotal: \$1,855,309			
NEWTON	198811017	FORMER GORDON & SONS GARAGE	LUST	02/10/1988	EARL & RICHARD GORDON	GM	\$145,367
	199108002	ESTABROOK'S GARAGE	LUST	08/01/1991	RALPH ESTABROOK	GM	\$212,075
	201011049	MEADOWVIEW APARTMENTS	ETHER	04/13/2010	JEM REALTY TRUST	GM	\$390
City/Town Project Count: 3				Subtotal: \$357,832			
NORTH HAMPTON	199101036	NORTH HAMPTON IRVING	LUST	06/10/1991	IRVING OIL MARKETING INC	GM	\$292,280
	199503033	LAMPREY BROS BULK STORAGE	FUEL	06/15/2001	SIMPLY GREEN, A BIOFUELS CO., LLC	RA-H	\$122,321
	199506026	NORTH HAMPTON MOBIL	LUST	11/05/2001	ALLIANCE ENERGY, LLC - GLOBAL MON	GM	\$141,871
	199812183	POST ROAD GROCERY	LUST	11/15/1998	BARBARA LYON	GM	\$78,149
	200810040	MARR PROPERTY	OPUF	10/11/2008	JOHN MARR	SI	\$35,996
City/Town Project Count: 5				Subtotal: \$670,617			
NORTHFIELD	198704070	NORTHFIELD HIGHWAY GARAGE	LUST	02/09/1999	TOWN OF NORTHFIELD	GM	\$258,164
City/Town Project Count: 1				Subtotal: \$258,164			
NORTHUMBERL	198910008	GROVETON PIT STOP (FORMER MUNCES)	LUST	10/13/1989	3 BROOKLYN STREET GROVETON - AL	SI	\$127,013
	200101024	GLENNS SERVICE CENTER	LUST	01/19/2000	GLENN LUNN, JR.	SI	\$454,485
City/Town Project Count: 2				Subtotal: \$581,498			
NORTHWOOD	199803065	THE VILLAGE STORE	LUST	10/21/1997	ELIAS VERVERDIS	GM	\$180,423
	200201042	SHELL 168100	LUST	11/21/2002	MOTIVA ENTERPRISES, LLC	GM	\$1,148,039
	200210029	MAIN STREET MTBE DETECTION	ETHER	11/11/2001	UNKNOWN	RA	
	200308055	TASKERS GARAGE	LUST	08/21/2006	LOON ESTATES COOPERATIVE INC	RA-H	\$213,539
	200310046	OLD MOUNTAIN ROAD MTBE DETECTION	ETHER	10/13/2003	MARY COCULO	RA	
City/Town Project Count: 5				Subtotal: \$1,542,001			
NOTTINGHAM	199602026	LIARS PARADISE	LUST	02/22/2000	WYNN VARNEY	GM	\$396,147
	200801033	MIERSWA PROPERTY	OPUF	01/12/2008	CHRIS MIERSWA	GM	\$71,589
City/Town Project Count: 2				Subtotal: \$467,736			
OSS�PEE	199103025	FMR. JOHNSON & DIX FUEL CORPORATION	LAST	04/23/1996	TOWN OF OSS�PEE	GM	\$145,774
	199210034	ABBOTT AND STAPLES	LUST	08/10/1992	WALTER FREED	GM	\$261,181
	199309040	JOHNSON GAS	LUST	08/16/1993	THURLEY MOUNTAIN ENTERPRISES	GM	\$534,454
	199412030	M&V CONVENIENCE/VIDEO INC	LUST	04/04/2003	VACCARO REALTY TRUST	RA	\$857,085
	199904063	WATSONS GENERAL STORE	LUST	03/22/2012	WATSON FAMILY, INC.	SI	
	201208074	PANASIS PROPERTY	OPUF	08/19/2012	DAVID TELA	SI	\$62,993

Oil Fund Disbursement Board FY 2014 Annual Report
Table 4 - Cleanup Projects In-Progress by Community as of June 30, 2014

City/Town	NHDES Site No.	Site/Location Name	City/Town Project Name	Type	Start Date (1)	Current Responsible Party	Category	Total Eligible Costs	
City/Town Project Count: 6									
PELHAM	198806007	CITGO SERVICE STATION/PELHAM PLAZA		LUST	08/08/1995	N & N PETROLEUM	GM	\$115,709	
	198903045	GREEN VALLEY 55246 FRM GETTY		LUST	03/15/1989	GETTY PROPERTIES CORP.	GM	\$486,553	
	199607012	THE PERFECT PLACE FOR CHILDREN		ETHER	07/08/1996	UNKNOWN	GM	\$3,364	
	199802025	BERGERON FACILITY		LUST	12/08/1997	JEAN-GUY & EMMA BERGERON	GM	\$205,300	
	199907056	JEAN GUYS USED CARS & PARTS		ETHER	08/07/2000	JEAN GUY'S USED CARS & PARTS	RA	\$114,809	
	200109012	RAYMOND SCHMIDT		ETHER	06/01/2001	UNKNOWN	RA		
	201306024	MAMMOTH LUMBER		ETHER	06/16/2013	RENE BOISSONNEAULT	SI		
Subtotal: \$1,861,487									
City/Town Project Count: 7									
PEMBROKE	199004002	KIMBALLS COUNTRY STORE		LUST	04/18/1990	BOB CAVANAUGH & TODD SMITH	GM	\$92,914	
	199407020	GREEN VALLEY 55247		LUST	08/15/1995	GETTY PROPERTIES CORP	GM	\$124,728	
	199710046	FORMER RTE 3 IRVING		LUST	02/02/2006	NHDOT	GM	\$80,524	
	199808056	PEMBROKE MOBIL		LUST	07/12/2004	ARANCO OIL COMPANY	RA-H	\$119,794	
	201203027	ARSENAULT PROPERTY		OPUF	03/07/2012	DAVID ARSENAULT	SI		
	Subtotal: \$417,960								
	City/Town Project Count: 5								
PETERBOROUGH	199010014	RYMES HEATING OIL INC		LUST	10/23/1990	RYMES HEATING OILS, INC.	RA-H	\$357,680	
	199201020	BIG APPLE CONVENIENCE STORE		LUST	11/11/1999	C N BROWN COMPANY	GM	\$89,669	
	199410034	CUMBERLAND FARMS 2853		LUST	10/19/1994	CUMBERLAND FARMS	RA-H	\$152,874	
	199809076	MR MIKES PETERBOROUGH		LUST	11/25/2002	ALLIANCE ENERGY, LLC - GLOBAL MON	GM	\$132,135	
	200104039	THE WELL SCHOOL		OPUF	04/12/2001	THE WELL SCHOOL	GM	\$116,890	
201208103	STALEY RESIDENCE		OPUF	08/13/2012	SUSAN & MICHAEL STALEY	IR	\$33,120		
Subtotal: \$882,368									
City/Town Project Count: 6									
PIERMONT	199406015	FOUR CORNERS STORE		LUST	06/09/1994	GAUDETTE STORES CORP.	GM	\$290,528	
	201402046	ACKERMAN PROPERTY		OPUF	04/18/2014	RYAN ACKERMAN	IR		
Subtotal: \$290,528									
City/Town Project Count: 2									
PINKHAMS GRAY	198905027	WILDCAT MOUNTAIN SKI AREA		LAST	12/01/1986	WC ACQUISITION CORPORATION	GM	\$176,366	
	Subtotal: \$176,366								
City/Town Project Count: 1									
PITTSBURG	198603039	DUBES PITSTOP		LUST	09/16/2010	BERNARD & BETH-ANNE DUBE	GM	\$10,118	
	Subtotal: \$10,118								
City/Town Project Count: 1									
PITTSFIELD	198907038	GLOBE MANUFACTURING CO LLC		OPUF	10/16/1998	GLOBE MANUFACTURING COMPANY	GM	\$198,609	
	199202051	FORMER PITTSFIELD CITGO		LUST	08/30/2007	GEORGE C. STAFFORD & SONS	RA	\$146,869	
Subtotal: \$345,478									
City/Town Project Count: 2									
PLAISTOW	198903017	PLAISTOW LIDO		ETHER	05/01/2005	78 PLAISTOW ROAD LLC	RA	\$348,595	
				LUST	09/10/1987	78 PLAISTOW ROAD LLC	GM	\$1,499,889	

Oil Fund Disbursement Board FY 2014 Annual Report

Table 4 - Cleanup Projects In-Progress by Community as of June 30, 2014

City/Town	NHDES Site No.	Site/Location Name	Type	Start Date (1)	Current Responsible Party	Category	Total Eligible Costs
PLAISTOW	199003008	GREEN VALLEY 55234 FRM GETTY	LUST	09/08/2004	GETTY PROPERTIES CORP	GM	\$60,429
	199612009	PLAISTOW CITGO	LUST	04/23/2003	PLAISTOW PROJECT LLC	GM	\$256,701
	199803046	ANCHOR USED AUTO PARTS ANNEX	ETHER	03/01/1998	RUSSELL THOMAS	GM	\$26,725
	200505012	WESTVILLE ROAD AREA STUDY	ETHER	05/03/2005	UNKNOWN	GM	\$131,884
	201001025	BRICKYARD 1 PLAZA	ETHER	06/02/2008	MARINO REALTY	GM	\$225
City/Town Project Count: 7							Subtotal: \$2,324,449
PLYMOUTH	198706034	DENNYS EXXON	LUST	08/24/1989	WILLARD BECKLEY	RA-H	\$512,353
	198801017	TENNEY MTN QUICK CHECK	LUST	05/12/1986	494 TENNEY MTN. PLY. CORP. - EL KHC	GM	\$565,852
	198806060	GRANITE STATE PETROLEUM CO	LUST	06/27/1988	PARADOX REAL ESTATE, LLC	RA-H	\$736,616
	198906003	FORMER JACQUES AGWAY STATION	LUST	10/31/1989	JDN GROUP, LLC	RA-H	\$241,929
	198907006	HALL PROPERTY	LUST	12/18/1989	DAVID HALL	RA-H	\$167,783
	199502055	YEATON OIL CO INC	LAST	02/21/1995	YEATON OIL COMPANY, INC.	RA-H	\$181,169
	199603013	KIRKS TRUCK & AUTO	LUST	01/04/1996	IOOMA, INC - IRVING	GM	\$92,173
	199702020	NH ELECTRIC COOPERATIVE INC	LUST	11/19/1996	NH ELECTRIC COOPERATIVE INC	GM	\$228,881
	200108001	FORMER ARCO	LUST	07/10/2001	NHDOT ATTN DALE O'CONNELL	RA-H	\$651,321
	City/Town Project Count: 9						
PORTSMOUTH	198706025	MOBIL	LUST	03/12/1987	RYE CORNER GAS, LLC.	GM	\$137,915
	198706026	FORMER STATE ST EXXON R/S #3-5822	LUST	08/04/1988	EXXONMOBIL ENVIRONMENTAL SERVI	RA	\$114,778
	198706027	OBIENS 2	LUST	03/31/1988	HERRING POND, INC. LLC	RA-H	\$409,854
	198804001	MOBIL 10536	LUST	09/01/1987	GLOBAL MONTELO GROUP CORP.	GM	\$103,056
	198805004	PORTSMOUTH USED CAR SUPERSTORE	LUST	02/11/1988	MR. ANTHONY DILORENZO	GM	\$154,241
	198807009	BIG APPLE FOOD STORE	LUST	10/26/2010	C N BROWN COMPANY	IR	\$3,143
	198904021	LAFAYETTE RD SUNOCO	LUST	08/08/1988	ARANCO OIL COMPANY, INC.	GM	\$310,164
	198910001	SHELL STATION 100107	LUST	07/01/1988	MOTIVA ENTERPRISES LLC	GM	\$364,259
	198910068	GETTY STATION 55264	LUST	11/04/1989	GETTY PROPERTIES CORP.	RA-H	\$370,329
	198911017	HANSCOM SUNOCO	LUST	11/03/1989	HANSCOM TRUCK STOP INC.	GM	\$104,271
	199103039	EXXON DIV OF CFI 70119	LUST	03/19/1991	CUMBERLAND FARMS, INC.	GM	\$70,532
	199106005	MIDDLE STREET SHELL	LUST	04/16/1991	WILLIAM F ELLIOTT	RA-H	\$334,524
	199106027	JOES MOBIL	LUST	05/21/1990	JOE GOBBI	GM	\$94,627
	199108016	FLITE LINE SUNOCO PROPERTY	LUST	04/04/1991	ARANCO OIL CO	GM	\$193,385
	199312055	FORMER NEW ENGLAND HOMES	LUST	12/29/1993	NEW ENGLAND ASSOCIATES, LLC	GM	\$88,841
	199403018	FMR CITY OF PORTSMOUTH DPW	LUST	03/14/1994	PORTSMOUTH DPW	GM	\$77,263
	199502031	WOODBURY AVE MOBIL	LUST	01/23/1995	ALLIANCE ENERGY LLC - GLOBAL MON	GM	\$110,426
	199605032	AMPET	LUST	03/26/1996	AMPET, INC.	GM	\$165,843
	199706047	SARNIA 919 LLC	LUST	06/02/1997	919 REAL ESTATE DEVELOPMENT, LLC	RA	\$321,386
199801029	FORMER PORTSMOUTH HERALD	OPUF	12/08/1997	THOMSON REUTERS CORP	GM	\$74,158	

Oil Fund Disbursement Board FY 2014 Annual Report

Table 4 - Cleanup Projects In-Progress by Community as of June 30, 2014

City/Town	NHDES Site No.	Site/Location Name	Type	Start Date (1)	Current Responsible Party	Category	Total Eligible Costs
PORTSMOUTH	199907019	BOURNIVAL INC	MOST	11/20/1998	720 LAFAYETTE, LLC	GM	\$131,829
	199909083	CINDY ANN CLEANERS	LUST	02/28/2006	PORTSMOUTH PROPERTY TRUST	GM	\$77,587
	200409050	MICHAEL CLARK	LUST	01/05/2005	MICHAEL CLARK	RA	\$118,865
	200803055	BLUE STAR / FMR ARMOUR PROP	LUST	03/20/2008	233 VAUGHAN STREET LLC	GM	\$91,652
	201001063	BOURNIVAL INC	LUST	07/13/2009	720 LAFAYETTE LLC	GM	\$367,879
	201212036	ALBANY STREET SULLIVAN TIRE	LUST	10/15/2012	R&N REALTY INC	SI	\$2,890
	201303001	ROBERT ROSS	OPUF	02/28/2013	ROBERT ROSS	IR	\$16,110
City/Town Project Count: 27							Subtotal: \$4,409,804
RAYMOND	200005037	CUMBERLAND FARMS 2827	LUST	05/31/2000	CUMBERLAND FARMS INC.	GM	\$184,401
	200212064	AIW ASSETS INC	LAST	05/16/2003	AIW ASSETS INC	GM	\$322,798
	200301043	DANIEL MEEHAN PROPERTY	OPUF	01/28/2003	STEDMAN GRAY	GM	\$29,869
	200410186	BRANCH RIVER APARTMENTS	ETHER	06/28/1999	UNKNOWN	GM	\$79,738
	201010045	LIVINGSTON RESIDENCE	OPUF	10/15/2010	28CC, LLC	GM	\$31,694
	201109062	FULLER RESIDENCE	OPUF	09/19/2011	JACQUELINE FULLER	SI	\$23,751
	201312028	CARON PROPERTY	OPUF	12/11/2013	GLENN CARON (AS TRUSTEE OF TRUS	IR	
City/Town Project Count: 7							Subtotal: \$672,250
RICHMOND	199206008	RICHMOND FOUR CORNERS STORE	LUST	08/19/2005	SHAY MCDONALD ENTERPRISES, LLC	RA	\$196,030
	City/Town Project Count: 1						
RINDGE	199510015	N R FOGG & SON INC	LUST	06/27/1995	N.R. FOGG & SON, INC.	GM	\$108,921
	200111001	HASBROUCK APARTMENT BUILDING	OPUF	06/23/2001	WILLIAM HASBROUCK	GM	\$45,788
City/Town Project Count: 2							Subtotal: \$154,709
ROCHESTER	198605135	SPAULDING HIGH SCHOOL	OPUF	07/24/2013	SAU 54	IR	
	198605136	MAPLE SCHOOL	OPUF	07/22/2013	SAU 54	IR	
	198708020	LANDRY'S FOREIGN CAR SALVAGE	LUST	08/14/1987	EUGENE LANDRY	GM	\$117,074
	198806006	GREEN VALLEY 55250 FRM GETTY	LUST	01/01/1988	GETTY PROPERTIES CORPORATION.	GM	\$1,004,279
	198809006	WAKEFIELD ST. PROP	LUST	09/07/1988	DAVID FISHER	GM	\$55,488
	199110007	ROCHESTER SUNOCO	LUST	10/03/1991	ARANCO OIL CO INC	RA	\$642,519
	199111020	NEW EAST ROCHESTER SCHOOL	OPUF	07/24/2013	SAU 54	IR	
	199207024	GETTY STATION	LUST	07/24/1992	GETTY PROPERTIES CORP.	RA-H	\$169,471
	199401032	CUMBERLAND FARMS 2811	LUST	01/26/1994	CUMBERLAND FARMS INC	GM	\$250,947
	199405007	HIGHLAND STREET SERVICE STATION	LUST	05/02/1994	JAMES AND KATHY BOUCHER	GM	\$160,067
	199407017	FMR CHARLIES SERVICE CENTER	LUST	09/26/2000	BERNARD BENNETT	GM	\$208,382
	199410015	LOCAL PRIDE HEATING OIL	LUST	11/22/1994	GBOT INC	GM	\$111,125
	199411033	CUMBERLAND FARMS 2825	LUST	10/21/1994	CUMBERLAND FARMS, INC	GM	\$162,703
	199704002	FORMER KANE GONIC BRICK CORP	LUST	11/12/1996	CITY OF ROCHESTER	GM	\$93,858

Oil Fund Disbursement Board FY 2014 Annual Report

Table 4 - Cleanup Projects In-Progress by Community as of June 30, 2014

City/Town	NHDES Site No.	Site/Location Name	Type	Start Date (1)	Current Responsible Party	Category	Total Eligible Costs
ROCHESTER	199809066	GREEN VALLEY 55249 FRM GETTY	LUST	09/18/1998	GETTY PROPERTIES CORPORATION	RA-H	\$197,375
	199811013	CUMBERLAND FARMS 2816	LUST	04/04/1998	CUMBERLAND FARMS, INC.	GM	\$189,284
	200106023	ROCHESTER SHELL 167463	LUST	03/14/2001	MOTIVA ENTERPRISE	GM	\$155,500
	200409112	36 CROWN POINT ROAD	LUST	08/27/2004	NAT STAFFORD	GM	\$493,223
	200803029	DISCISCIO RESIDENCE	OPUF	03/17/2008	HUGUETTE RAINAUD	SI	\$9,662
	200904060	KRASNOW PROPERTY	OPUF	04/20/2009	STEPHEN KRASNOW	SI	\$9,239
	200905004	LEHOULLIER RESIDENCE	OPUF	05/08/2009	SHERRY LEHOULLIER	SI	\$6,330
	201006004	AMERICAN USED AUTO PARTS	ETHER	09/22/2010	AMERICAN USED AUTO PARTS	SI	\$79,272
	201009016	LITTLE FALLS COOPERATIVE	ETHER	09/07/2010	LITTLE FALLS COOPERATIVE, INC	SI	\$48,321
	201201015	WOOD RESIDENCE	OPUF	01/10/2012	DOROTHY R. WOOD REVOCABLE TRUS	SI	
201209024	JOE LAZZARA RESIDENCE	OPUF	09/14/2012	JOSEPH LAZZARA	SI	\$34,901	
201301022	LACY RESIDENCE	OPUF	01/10/2013	ELLEN AND IVAN LACY	IR	\$44,938	
201403004	DRAPEAU RESIDENCE	OPUF	03/03/2014	JOYCE DRAPEAU	IR	\$15,487	
Subtotal:							\$4,259,446
City/Town Project Count: 27							
ROLLINSFORD	199607056	ROWELL AND WATSON CO INC	LAST	05/05/1999	NEW HAMPSHIRE NORTHCOAST CORP	GM	\$345,451
City/Town Project Count: 1							
Subtotal:							\$345,451
RYE	199409069	FORMER A.P. TIBBETTS HARDWARE	LUST	07/29/1994	GAIL C. NADEAU 1994 TRUST	SI	\$113,882
	199508031	SAGAMORE GARAGE	LUST	07/21/1995	GREAT ISLAND TRUST PARTNERSHIP	GM	\$127,554
	200308087	BOSSE PROPERTY	LUST	08/07/2003	ELMER BOSSE	GM	\$163,428
	201211049	CLARK RESIDENCE	OPUF	11/27/2012	ELIJAH CLARK	IR	\$6,164
City/Town Project Count: 4							
Subtotal:							\$411,028
SALEM	198605447	SALEM HIGH SCHOOL	OPUF	06/29/2012	SAU 57	SI	\$16,560
	198905066	TURNERS DAIRY INC	LUST	11/26/1997	TURNER'S DAIRY, INC	SI	\$51,423
	199001011	CENTRAL FIRE STATION	LUST	01/15/1990	TOWN OF SALEM	RA	\$198,900
	199003010	SALEM DPW	LUST	12/13/1989	TOWN OF SALEM FINANCE DEPT	RA-H	\$131,470
	199004013	SUNOCO 0374 4836	LUST	03/26/1990	SUNOCO, INC. (R&M)	GM	\$200,782
	199108025	FORMER COCA-COLA BOTTLING CO	LUST	08/08/1991	METSCOTT 21, LLC	RA-H	\$377,580
	199111016	SUPER PETROLEUM INC	LUST	11/04/1991	RAYMOND & ELEANOR CHILDS	RA-H	\$94,317
	199312007	CAMIRES GULF (CUMBERLAND FARMS)	LUST	06/30/1993	CUMBERLAND FARMS, INC.	GM	\$169,280
	199407062	SOUTH FIRE STATION	LUST	05/17/1994	TOWN OF SALEM ACCOUNTING DEPT	RA	\$324,256
	199501026	366 N BROADWAY PROPERTY	LUST	01/23/1995	NHDOT	GM	\$107,588
	199511005	CUMBERLAND FARMS 2803	LUST	10/03/1995	CUMBERLAND FARMS, INC	GM	\$336,956
	199603008	AJS USED AUTO PARTS	ETHER	03/05/1996	STEPHEN D. DEVITO JR. TRUCKING CO	GM	\$32,591
	199605041	ONE STOP RETAIL SHOPPE	LUST	12/22/2008	ENI 134 BROADWAY LLC	RA-H	\$13,985
	199606026	AUTOMOTIVE RECOVERY SERVICES INC	ETHER	06/19/1996	AUTO RECOVERY SVCS. DBA INSURAN	GM	\$8,541
	199606040	FORMER SULLIVAN FUEL CO	LUST	09/17/2002	49 NORTH BROADWAY LLC	GM	\$57,424

Oil Fund Disbursement Board FY 2014 Annual Report

Table 4 - Cleanup Projects In-Progress by Community as of June 30, 2014

City/Town	NHDES Site No.	Site/Location Name	Type	Start Date (1)	Current Responsible Party	Category	Total Eligible Costs
SALEM	199609008	GATEWAY RES. RECOVERY, LLC (FORMER S	ETHER	09/11/1996	GATEWAY RESOURCE RECOVERY, LLC	GM	\$48,661
	199610009	GREEN VALLEY 55237 FRM GETTY	LUST	02/03/1997	GETTY PROPERTIES CORP	GM	\$161,836
	199610025	SALEM CO-OPERATIVE BANK	OPUF	10/22/1996	SALEM COOPERATIVE BANK	RA-H	\$212,610
	199707002	CANOBIE LAKE PARK	LUST	04/23/1997	CANOBIE LAKE REALTY CORP.	RA-H	\$118,790
	199905010	SALEM POLICE DEPARTMENT	LUST	03/27/1999	TOWN OF SALEM	GM	\$183,393
	199907031	GRANITE STATE POTATO CHIP	OPUF	05/09/1999	D & Q REALTY, LLC	GM	\$241,437
	199912039	FORMER GETTY STATION 55277	LUST	10/18/1999	ALLIANCE ENERGY, LLC - GLOBAL MON	GM	\$84,694
	200604038	BRUCE'S GARAGE	ETHER	11/10/2005	BRUCE'S GARAGE	GM	\$151,776
	201110043	TURNER-CAMPBELL WELLS	ETHER	08/23/2011	TURNER HOMESTEAD, INC.	GM	
	201309007	DAVID HUNT	OPUF	09/04/2013	DAVID HUNT	IR	\$12,770
				City/Town Project Count: 25		Subtotal:	\$3,337,619
SALISBURY	199005007	CROSSROADS COUNTRY STORE	LUST	01/15/1990	CIARADAN LLC	GM	\$70,821
					City/Town Project Count: 1		Subtotal:
SANBORNTON	199409060	SANBORNTON GENERAL STORE	LUST	06/30/1994	BERNARD SALVADOR	GM	\$110,194
	199801050	SANBORNTON HIGHWAY GARAGE	LUST	11/03/1997	TOWN OF SANBORNTON	GM	\$98,703
	201206033	FORMER HOWES GAS STATION	LUST	06/15/2012	HOWE FAMILY REVOCABLE TRUST	RA	\$33,156
				City/Town Project Count: 3		Subtotal:	\$242,052
SANDOWN	199407037	SANDOWN HIGHWAY GARAGE	LAST	05/11/2005	TOWN OF SANDOWN	GM	\$80,124
			LUST	04/13/1994	TOWN OF SANDOWN	GM	\$27,064
	201212024	BARBARA HERBERT REVOCABLE LIVING TR	OPUF	12/15/2012	BARBARA HERBERT REVOCABLE LIVIN	SI	\$48,460
				City/Town Project Count: 3		Subtotal:	\$155,648
SEABROOK	198906034	GREEN VALLEY 55252	LUST	05/02/2012	GETTY PROPERTIES CORP	GM	\$19,068
	199106013	GREEN VALLEY 55268 FRM GETTY	LUST	06/13/1991	GETTY PROPERTIES CORPORATION	GM	\$133,884
	199705024	OBRIENS GENERAL STORE	LUST	05/21/1997	O'BRIEN'S GENERAL STORE, INC.	RA-H	\$396,263
				City/Town Project Count: 3		Subtotal:	\$549,215
SOMERSWORTH	199202019	CITGO STATION/ENERGY TO GO	LUST	11/19/2001	ENERGY NORTH GROUP - ENI	GM	\$85,607
	199205002	DEAD RIVER COMPANY	LUST	04/16/1992	YAWGA ENERGY PRODUCTS LLC	RA-H	\$469,599
	199504008	GREEN VALLEY 55253 FRM GETTY	LUST	04/10/1995	GETTY PROPERTIES CORP	RA	\$215,271
	199610004	CUMBERLAND FARMS 2820	LUST	10/02/1996	CUMBERLAND FARMS, INC	GM	\$1,194,104
	200110025	FORMER GARVIN RESIDENCE	OPUF	10/14/2001	GLENN GARVIN	GM	\$16,806
	200508085	DEGNON PROPERTY	OPUF	06/09/2005	JEAN DEGNON	GM	\$12,870
	200907049	TURGEON PROPERTY	OPUF	07/20/2009	MATTHEW TURGEON	IR-H	\$13,669
	201112027	MORIN RESIDENCE	OPUF	11/24/2011	CAROL MORIN	SI	\$16,188
	201211052	MIKE QUIGLEY RESIDENCE	OPUF	11/28/2012	MICHAEL & JACQUELINE QUIGLEY	IR	\$31,891

Oil Fund Disbursement Board FY 2014 Annual Report
 Table 4 - Cleanup Projects In-Progress by Community as of June 30, 2014

City/Town	NHDES Site No.	Site/Location Name	Type	Start Date (1)	Current Responsible Party	Category	Total Eligible Costs
City/Town Project Count: 9							Subtotal: \$2,056,006
SOUTH HAMPTON	199506011	FORMER MIDWAY EXCAVATORS INC	MOST	08/24/2005	MIDWAY EXCAVATORS, INC.	RA-H	
City/Town Project Count: 1							Subtotal:
STODDARD	199605027	EATON REAL ESTATE	LUST	05/30/1996	MARY LOU EATON	GM	\$356,692
City/Town Project Count: 1							Subtotal: \$356,692
STRAFFORD	199408056	BLUE LOON GENERAL STORE	LUST	08/08/1994	SHEILAH HITCHCOCK (CARON)	GM	\$561,933
	199906014	ISINGLASS COUNTRY STORE	LUST	06/04/1999	NAJMA, LLC	RA	\$153,577
City/Town Project Count: 2							Subtotal: \$715,511
STRATFORD	198405062	77 AYER ROAD, LLC	LUST	11/01/1988	77 AYER ROAD, LLC	GM	\$116,560
	198905010	BURNS TRUCK STOP	LUST	04/25/1988	EXXON MOBIL ENVIRONMENTAL SERVI	GM	\$269,019
	199901029	EMERSONS COUNTRY STORE	LUST	10/09/2003	D&C TRANSPORTATION	SI	\$393,343
City/Town Project Count: 3							Subtotal: \$778,923
STRATHAM	199203018	GIBBS OIL CO LTD PARTNERSHIP	LUST	02/20/1992	GIBBS OIL CO LTD PARTNERSHIP	RA	\$178,357
	199209023	STRATHAM MOBIL	LUST	09/28/1992	ST HOLDING CO, LLC	GM	\$144,827
	199505031	STRATHAM VILLAGE MARKET	LUST	05/23/1995	FORMA REALTY II, LLC (OBRIEN ENERC	GM	\$333,584
	201002024	100 PORTSMOUTH AVENUE LLC	LUST	02/16/2010	100 PORTSMOUTH AVENUE LLC	RA	\$79,416
City/Town Project Count: 4							Subtotal: \$736,184
SUNAPEE	201210005	MILLER PROPERTY	OPUF	10/04/2012	JAMIE S MILLER	SI-H	\$40,489
City/Town Project Count: 1							Subtotal: \$40,489
SURRY	199003016	BEDARDS GENERAL STORE	LUST	03/16/1990	ZANE AND DIANE WHITE	SI	\$438,580
City/Town Project Count: 1							Subtotal: \$438,580
SUTTON	199708016	VERNONDALE STORE	LUST	07/28/1997	RLD REALTY LLC	GM	\$283,549
City/Town Project Count: 1							Subtotal: \$283,549
SWANZEY	198500041	RTE 10 MINI MART	LUST	06/01/1990	DHARMENDRA PATEL	GM	\$391,192
	200309074	BRNGER AUTO SALVAGE	ETHER	07/11/2007	SWANZY 12, LLC	GM	\$13,532
	201204023	NICKIFORAKIS PROPERTY	OPUF	04/11/2012	PAUL AND GEORGE NICKIFORAKIS	SI	\$19,050
City/Town Project Count: 3							Subtotal: \$423,775
TAMWORTH	199110092	GIII FANCY FOODS & GAS	LUST	07/31/2006	KUSHAL PAL KAHLON	GM	\$96,411
	201305004	NUGENT RESIDENCE	OPUF	05/06/2013	NELSON & KATHLEEN NUGENT TRUST	IR-H	\$15,770
	201307037	KETTEL PROPERTY	OPUF	07/19/2013	HARRY KETTEL	IR	\$9,744
City/Town Project Count: 3							Subtotal: \$121,924
TILTON	198903004	FORMER FLUFFYS CONVENIENCE STORE	LUST	10/01/1987	D. IVAN K., LLC	GM	\$813,685

Oil Fund Disbursement Board FY 2014 Annual Report
 Table 4 - Cleanup Projects In-Progress by Community as of June 30, 2014

City/Town	NHDES Site No.	Site/Location Name	Type	Start Date (1)	Current Responsible Party	Category	Total Eligible Costs
TILTON	199309006	DREW'S WRECKER SERVICE	ETHER	07/09/2001	CHUCK DREW	SI	\$129,747
	199311019	ERNIES AUTO SALES	LUST	09/15/1993	TOWN OF TILTON	RA	\$17,413
	199402009	JAYS MARINA	LUST	11/19/1993	JOSEPH CHRISTI TRUST	RA	\$267,406
	199804011	CUMBERLAND FARMS 2801	LUST	12/31/2004	CUMBERLAND FARMS, INC.	GM	\$83,196
	200007043	WINNISQUAM TRADING POST MARKET	OPUF	03/01/2011	WINNISQUAM MARKET & DELI LLC	SI	\$26,067
	200801017	SAVAGE RESIDENCE	OPUF	01/10/2008	DON SAVAGE	SI	\$66,237
City/Town Project Count: 7							Subtotal: \$1,403,750
TUFTONBORO	200104090	RICHARD E MARRIOTT	LUST	04/10/2003	RICHARD E MARRIOTT	GM	\$146,677
City/Town Project Count: 1							Subtotal: \$146,677
WAKEFIELD	198903031	AMPET OIL/HUCKINS OIL	LUST	03/01/1987	HUCKINS OIL COMPANY, INC	GM	\$788,093
	198907032	LAKESIDE SERVICE	LUST	10/12/1989	GEOFFREY & WILLIAM DENLEY	GM	\$136,581
	199210004	WAKEFIELD GENERAL STORE INC	LUST	09/16/1992	HASAN REALTY CORP	GM	\$943,534
	201010040	CHAMBERLIN RESIDENCE	OPUF	10/14/2010	MATHEW CHAMBERLIN	IR	\$8,268
City/Town Project Count: 4							Subtotal: \$1,876,476
WALPOLE	199402012	WALPOLE SUNOCO STATION	LUST	11/30/1993	MAIN STREET VARIETY, LLC	GM	\$102,443
	199501039	COTA & COTA BULK TERMINAL	LAST	07/09/2008	COTA & COTA INC	GM	\$119,008
	200005011	R N JOHNSON	LAST	01/18/2000	R N JOHNSON INC	GM	\$82,519
City/Town Project Count: 3							Subtotal: \$303,969
WARNER	198705066	SOUTHWORTH MILTON INC	MOST	07/11/2002	SOUTHWORTH-MILTON, INC	GM	\$94,051
	199304024	CRICENTIS MARKET	LUST	04/19/1993	BORON LLC	GM	\$118,726
City/Town Project Count: 2							Subtotal: \$212,777
WARREN	198906030	FORMER BUDS COUNTRY STORE	LUST	01/23/1989	SHARA, LLC	GM	\$249,733
	199211018	WARREN FISH HATCHERY	OPUF	09/18/2001	N.H. FISH AND GAME DEPARTMENT	GM	\$161,165
City/Town Project Count: 2							Subtotal: \$410,898
WATERVILLE VA	199612035	TOWN OF WATERVILLE VALLEY	LUST	06/28/2006	TOWN OF WATERVILLE VALLEY	RA	\$58,288
	200204040	MEGARGEL RESIDENCE	OPUF	03/29/2012	MATTHEW MEGARGEL	GM	\$41,566
City/Town Project Count: 2							Subtotal: \$99,854
WEARE	199010001	DODGES COUNTRY 3 CORNERS	ETHER	11/15/1990	SHINN REALTY, LLC	SI	\$1,172,998
	199309013	WEARE MOBIL	LUST	09/27/1990	SHINN REALTY, LLC	GM	\$1,350,781
	199708029	WEARE CENTER VIDEO (FRMR NICHOLS GA	LUST	09/14/1993	ENI 99 JOHN STARK HWY, LLC	GM	\$512,504
	200105017	BURPEE SALVAGE YARD	LUST	08/15/1997	GORDON C. BROWN	GM	\$71,356
	200601049	KNOXLAND EQUIPMENT INC	ETHER	06/30/2003	SOUTH STARK ASSOCIATES, LLC	SI	\$51,443
	201301014	CRONYN RESIDENCE	MOST	02/14/2006	KNOXLAND EQUIPMENT, INC.	GM	\$19,308
City/Town Project Count: 2							Subtotal: \$1,778,386

Oil Fund Disbursement Board FY 2014 Annual Report
Table 4 - Cleanup Projects In-Progress by Community as of June 30, 2014

City/Town	NHDES Site No.	Site/Location Name	Type	Start Date (1)	Current Responsible Party	Category	Total Eligible Costs
City/Town Project Count: 7							
WESTMORELAND	199105008	CHESHIRE COUNTY HOME WWTF & JAIL	LUST	07/20/1995	CHESHIRE COUNTY FACILITIES	GM	\$67,321
City/Town Project Count: 1							
WHITEFIELD	199707001	WHITEFIELD JIFFY MART	LUST	05/06/1997	CHAMPLAIN OIL CO INC	GM	\$266,261
	199812219	CUMBERLAND FARMS 2834	LUST	11/06/2002	CUMBERLAND FARMS, INC.	GM	\$114,776
	200911002	FORMER BETH TILLOTSON RESIDENCE	OPUF	11/02/2009	NH HOUSING FINANCE AUTHORITY	GM	\$18,796
City/Town Project Count: 3							
WILTON	199312032	BROOKSIDE MINI MART	LUST	07/16/2012	ENI 626&630 GIBBONS HWY LLC	SI	\$169,699
	199909026	ALBERT MOORE	OPUF	09/17/1999	ALBERT MOORE	IR-H	\$3,351
City/Town Project Count: 2							
WINCHESTER	198406007	ATLANTIC PAPER MILLS OF NH	LUST	01/29/2002	M&M CONSULTING AND CONTRACTING	GM	\$411,986
	201102027	FARNAN PROPERTY	OPUF	02/20/2011	DOROTHY FARNAN	SI	\$42,078
	201207015	PAPER SERVICE MILLS	LUST	07/19/2010	PAPER SERVICE LTD.	RA	\$197,600
City/Town Project Count: 3							
WINDHAM	199007025	ROGERS SERVICE AND AUTO BODY	LUST	07/16/1990	NH DEPARTMENT OF TRANSPORTATIO	GM	\$97,149
	199008001	KLEMMS MOBIL ON THE RUN	LUST	11/28/1989	CORNER OF NEW HORIZONS, LLC	GM	\$678,106
	199010013	WINDHAM GO GO	LUST	10/17/1990	BRADFORD OIL COMPANY	RA	\$657,615
	199312031	WINDHAM PLAZA	LUST	05/22/2002	B&H OIL COMPANY INCORPORATED	RA-H	\$149,439
	199511021	WATERHOUSE COUNTRY STORE	ETHER	05/24/2004	WATERHOUSE CO. STORE - REALTY TR	GM	\$250,786
			LUST	09/25/1995	WATERHOUSE COUNTRY STORE	RA	\$1,475,921
	199703053	ERNIES GARAGE	LUST	12/23/1996	ERNEST ALIX	GM	\$199,411
	199711019	FORMER EXXON 3-0221	LUST	09/02/1997	NH DEPARTMENT OF TRANSPORTATIO	GM	\$339,059
City/Town Project Count: 8							
WINDSOR	200203023	BROOKS PROPERTY	ETHER	02/24/2004	TOWN OF WINDSOR	SI	
City/Town Project Count: 1							
WOLFEBORO	199007018	ELECTRIC DEPARTMENT	LUST	04/19/1990	TOWN OF WOLFEBORO	RA-H	\$592,829
	199107020	KINGSWOOD REGIONAL HIGH SCHOOL	LUST	07/03/1991	GOV WENTWORTH SCHOOL DISTRICT/	GM	\$95,702
	199111001	CLARKE PLAZA	LUST	11/01/1991	P&D ZIMMERMAN FAMILY LP	RA-H	\$137,573
	199302002	THREE SISTERS COUNTRY STORE	LUST	09/17/1992	ESTATE OF CHARLES FRENCH	RA-H	\$240,932
	199408008	FORMER HASKELL PROPERTY	LUST	06/23/1994	GEORGE HASKELL	GM	
	199503053	WOLFEBORO GARAGE	LUST	03/27/1995	IRVING OIL MARKETING INC	GM	\$128,153
	199612017	FORMER CTP PETROLEUM CO	LUST	03/03/1999	TOWN OF WOLFEBORO	RA-H	\$131,269
	199810017	WOLFEBORO CORNER STORE	LUST	06/30/2005	GEORGE C STAFFORD & SONS	GM	\$229,084
	199908004	7 ELEVEN 32506	LUST	07/20/1999	7-ELEVEN INC.	GM	\$149,977
Subtotal: \$3,178,391							
Subtotal: \$67,321							
Subtotal: \$399,832							
Subtotal: \$173,050							
Subtotal: \$651,664							
Subtotal: \$3,847,486							

Table 4 - Cleanup Projects In-Progress by Community as of June 30, 2014

City/Town	NHDES Site No.	Site/Location Name	Type	Start Date (1)	Current Responsible Party	Category	Total Eligible Costs
WOLFEBORO	199909058	SALS ADVANCED AUTO REPAIR	LUST	03/20/2000	NICASTRO FAMILY PROPERTIES LLC	RA-H	\$130,784
City/Town Project Count:				10	Subtotal: \$1,836,303		
WOODSTOCK	198909015	WILSONS MOBIL SERVICES INC	LUST	09/13/1989	DONALD P. DOENGES	SI	\$27,177
City/Town Project Count:				1	Subtotal: \$27,177		

(1) The Start Date is the date contamination was first found at the location. Total Number of Projects: 834
 Fund eligibility and cost reimbursements may have commenced later. Grand Total: \$169,887,311

Project Categories:

IR or IR-H means Initial Response Action or Initial Response Action on hold
 SI or SI-H means Site Investigation or Site Investigation on hold
 RA or RA-H means Remedial Action or Remedial Action on hold
 GM or GM-H means Groundwater Monitoring or Groundwater Monitoring on hold

Oil Fund Disbursement Board FY 2014 Annual Report

Table 5 - FY 2013 & FY 2014 Comparative Financial Performance



Category	Oil Discharge & Disposal Cleanup Fund (RSA 146-D)		Fuel Oil Discharge Cleanup Fund (RSA 146-E)		Motor Oil Discharge Cleanup Fund (RSA 146-F)		Gasoline Remediation & Elimination of Ethers Fund (RSA 146-G)	
	2013	2014	2013	2014	2013	2014	2013	2014
Fiscal Year								
Beginning Balance (1)	\$4,636,018	\$2,724,056	\$1,130,008	\$287,461	\$351,665	\$412,548	\$1,630,554	\$1,329,015
Revenues (2)	\$11,569,347	\$11,748,101	\$2,029,136	\$2,904,971	\$237,064	\$211,275	\$1,785,633	\$1,332,824
Program Management & Administrative Costs (3)	(\$1,530,454)	(\$1,677,782)	(\$417,429)	(\$434,642)	(\$56,906)	(\$60,795)	(\$452,664)	(\$414,123)
Reimbursed Cleanup Expenses (4)	(\$11,899,414)	(\$11,166,197)	(\$2,229,878)	(\$966,949)	(\$118,235)	(\$114,355)	(\$1,344,387)	(\$899,089)
Release Prevention Expenses - RSA 146-E; Contracted Cleanup Expenses - RSA 146-G (5)	N.A.	N.A.	(\$246,235)	(\$173,440)	N.A.	N.A.	(\$290,121)	(\$227,994)
Ending Balance	\$2,775,497	\$1,628,178	\$265,602	\$1,617,401	\$413,588	\$448,673	\$1,329,015	\$1,120,633

NOTES:

- (1) A one-time beginning balance adjustment was made for FY 2014 to convert from cash-basis to modified accrual method reporting.
- (2) Total revenues include import fees, interest and inter-fund transfers. \$441,036 in GREE Fund revenues were inadvertently not reported in FY14, and will be included with FY15
- (3) Program management and administrative costs may include: DES project management, fund administration and facility compliance services, Dept. of Safety import fee collection activities, and Dept. of Justice legal services.
- (4) Cleanup expenses are for reimbursements of costs incurred by eligible parties.
- (5) Under the Fuel Oil Fund, release prevention expenses are for reimbursements of up to \$1,500 for low-income homeowners to replace standard heating oil storage tanks. Under the Gasoline Ether Fund, research expenses are for studies of the statewide MIBE contamination problem. There are no studies in progress at this time. Gasoline Ether contracted cleanups are for locations where the MIBE contamination source is unknown. At such locations, NHDES may provide temporary water supplies and perform investigations and other work to address the contamination problem.

Oil Fund Disbursement Board FY 2014 Annual Report

Table 6 - FY 2015 & FY 2016 Projected



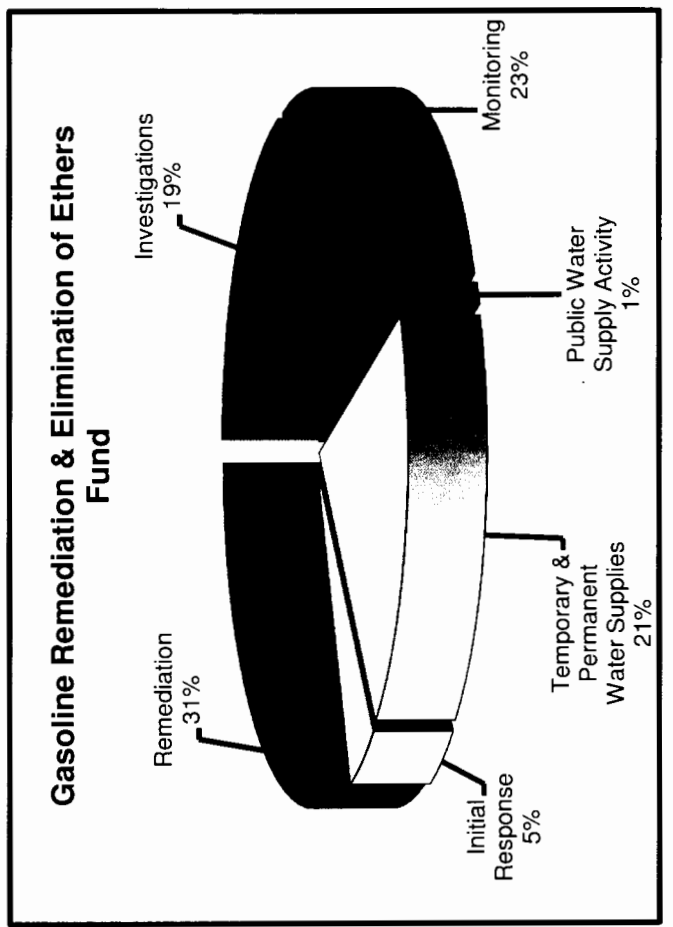
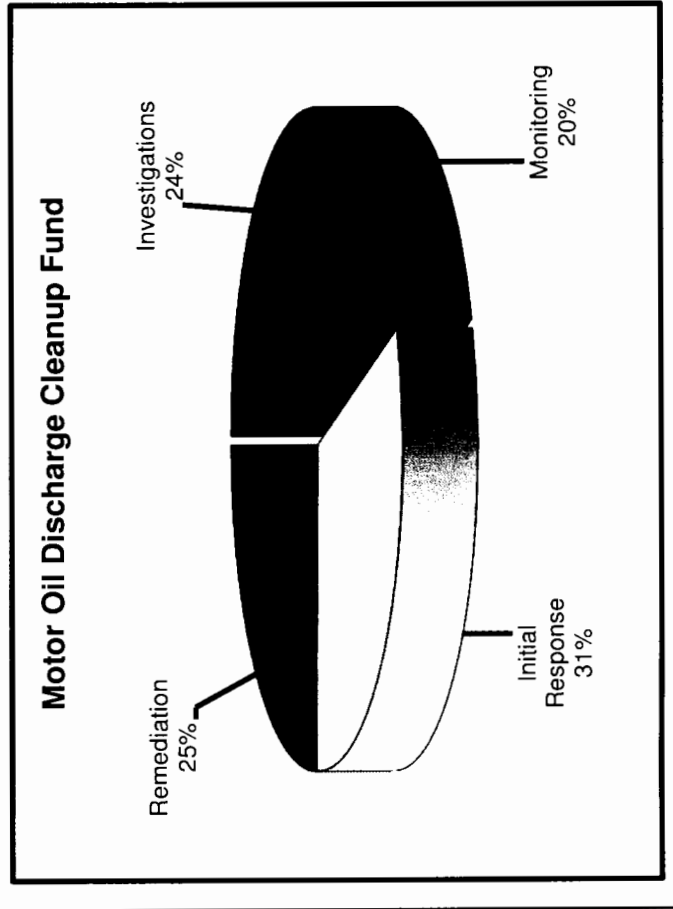
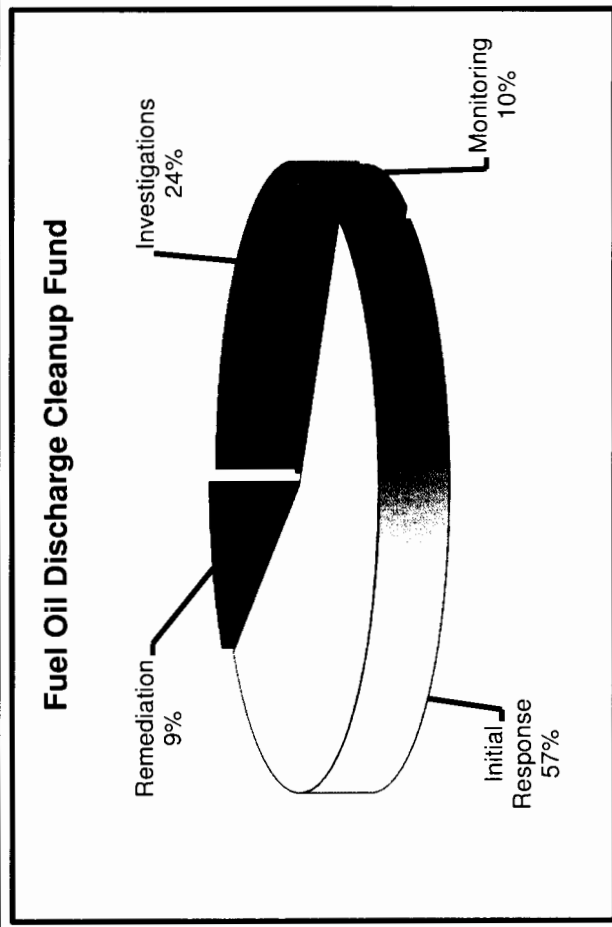
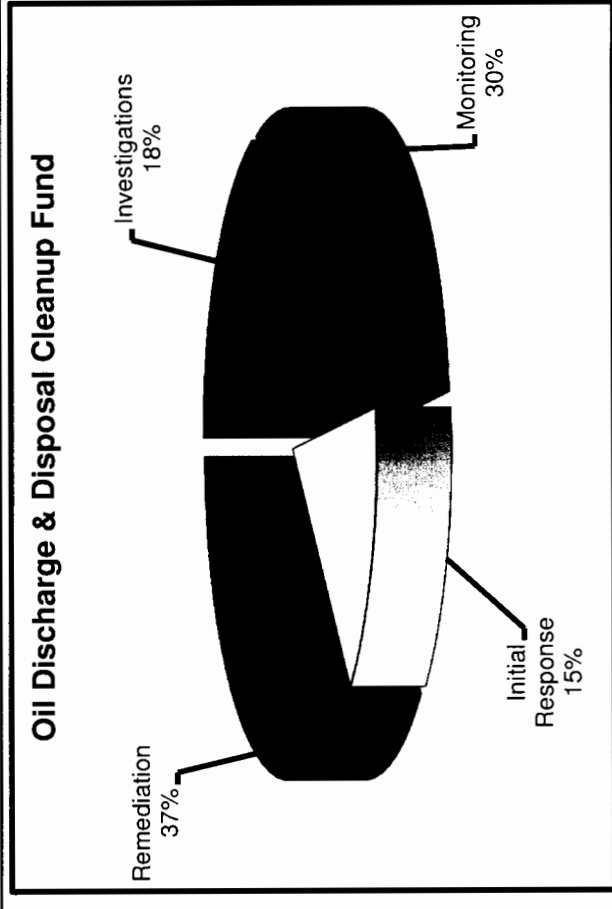
Category	Oil Discharge & Disposal Cleanup Fund (RSA 146-D)		Fuel Oil Discharge Cleanup Fund (RSA 146-E)		Motor Oil Discharge Cleanup Fund (RSA 146-F)		Gasoline Remediation & Elimination of Ethers Fund (RSA 146-G)	
	2015	2016	2015	2016	2015	2016	2015	2016
Fiscal Year								
Beginning Balance	\$1,628,178	\$652,154	\$1,617,401	\$2,116,638	\$448,673	\$371,637	\$1,120,633	\$665,872
Revenues (1)	\$11,650,000	\$11,650,000	\$2,600,000	\$2,600,000	\$200,000	\$200,000	\$1,700,000	\$1,700,000
Program Management & Administrative Costs (2)	(\$2,126,024)	(\$2,090,308)	(\$550,762)	(\$541,510)	(\$77,037)	(\$75,742)	(\$524,761)	(\$515,946)
Reimbursed Cleanup Expenses (3)	(\$10,500,000)	(\$9,500,000)	(\$1,400,000)	(\$1,650,000)	(\$200,000)	(\$200,000)	(\$1,150,000)	(\$600,000)
Release Prevention Expenses - RSA 146-E; Contracted Cleanup Expenses - RSA 146-G (3)	N.A.	N.A.	(\$150,000)	(\$500,000)	N.A.	N.A.	(\$480,000)	(\$250,000)
Ending Balance	\$652,154	\$711,847	\$2,116,638	\$2,025,128	\$371,637	\$295,894	\$665,872	\$999,926

NOTES:

- (1) Total revenues are based on historic averages, projected fuel import activity and import fees established under current law. Revenue includes import fees, interest and inter-fund transfers.
- (2) Program management and administrative costs may include: DES project management, facility compliance and fund administration services, Dept. of Safety import fee collection activities, and Dept. of Justice legal services.
- (3) In general, projected cleanup, release prevention, research and contracted cleanup expenses are as currently budgeted, or anticipated based on available revenues, and may be less than actual demand. Availability of revenues/balance may facilitate a request to Fiscal Committee/Governor & Council to increase cleanup and release prevention budgets as necessary.



Figure 1 - Distribution of Reimbursed Cleanup Costs by Fund as of June 30, 2014



Oil Fund Disbursement Board FY 2014 Annual Report
Figure 2 - FY 2014 Revenues & Expenses

